

F430

CHALLENGE

Wiring Diagrams


















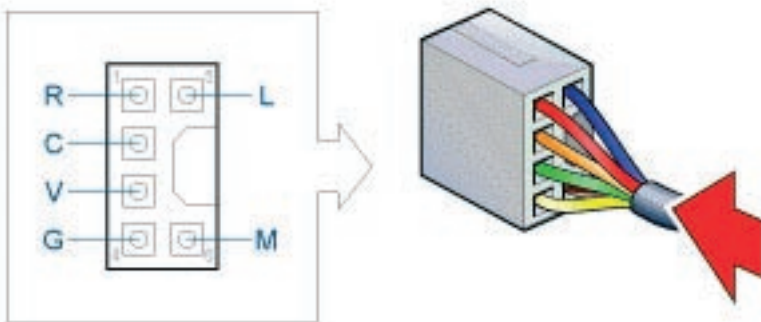
Note:

The connectors referred to in the wiring drawings and not identified in the relative keys are not part of the functional diagrams illustrated in this documentation.

CABLE COLOURS

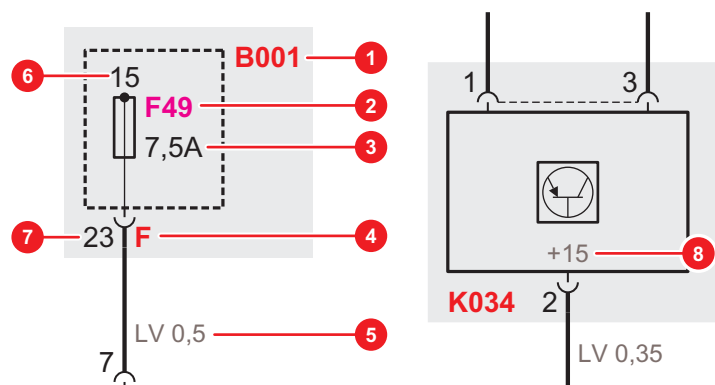
	A	light blue
	B	white
	C	orange
	G	yellow
	H	grey
	L	blue
	M	brown
	N	black
	O	nut-brown
	R	red
	S	pink
	V	green
	Z	violet

CONNECTOR VIEW - CABLE CONNECTION

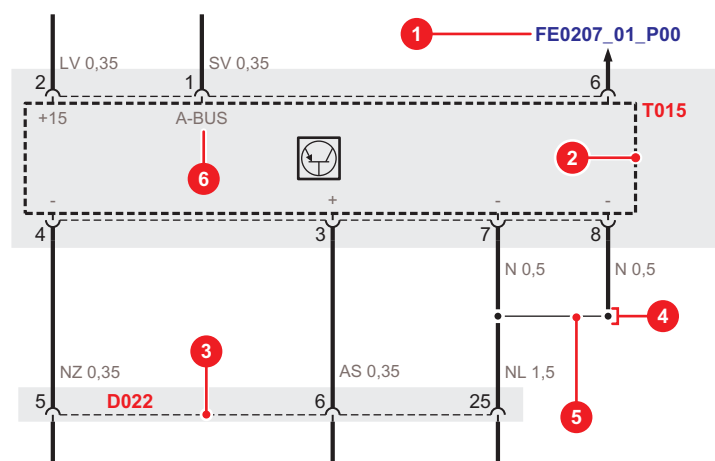


NB

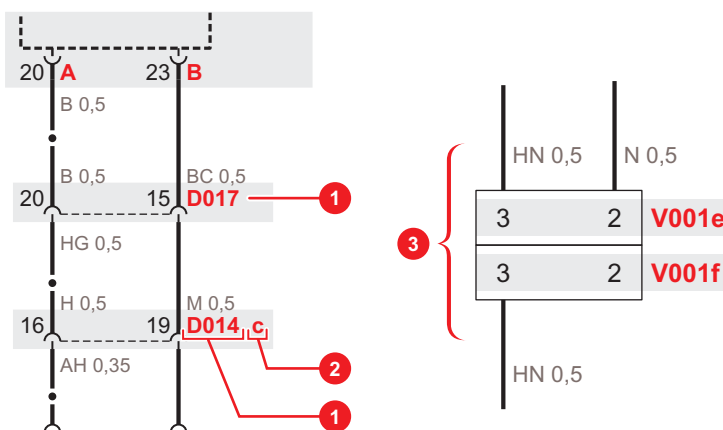
All switches and relays are shown in a standstill position



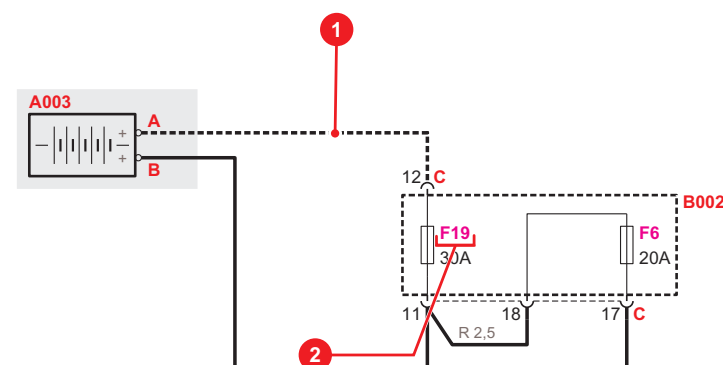
- 1 Component Code
- 2 Fuse
- 3 Amperage
- 4 Connector
- 5 Colour and wire section
- 6 Power supply:
 - 15: key operated
 - 30: battery
 - 75: supplied by other utilities
- 7 Pin number
- 8 Power supply:
 - +15: key operated
 - +30: battery
 - +: Generic power supply from/for other utilities
 - : Earth reference



- 1 Reference to the function where the link is visible
- 2 The hatching indicates that the component is broken down under several functional diagrams
- 3 The hatching indicates that it belongs to the same connector or joint
- 4 Node
- 5 Connection to the same node
- 6 Type of signal


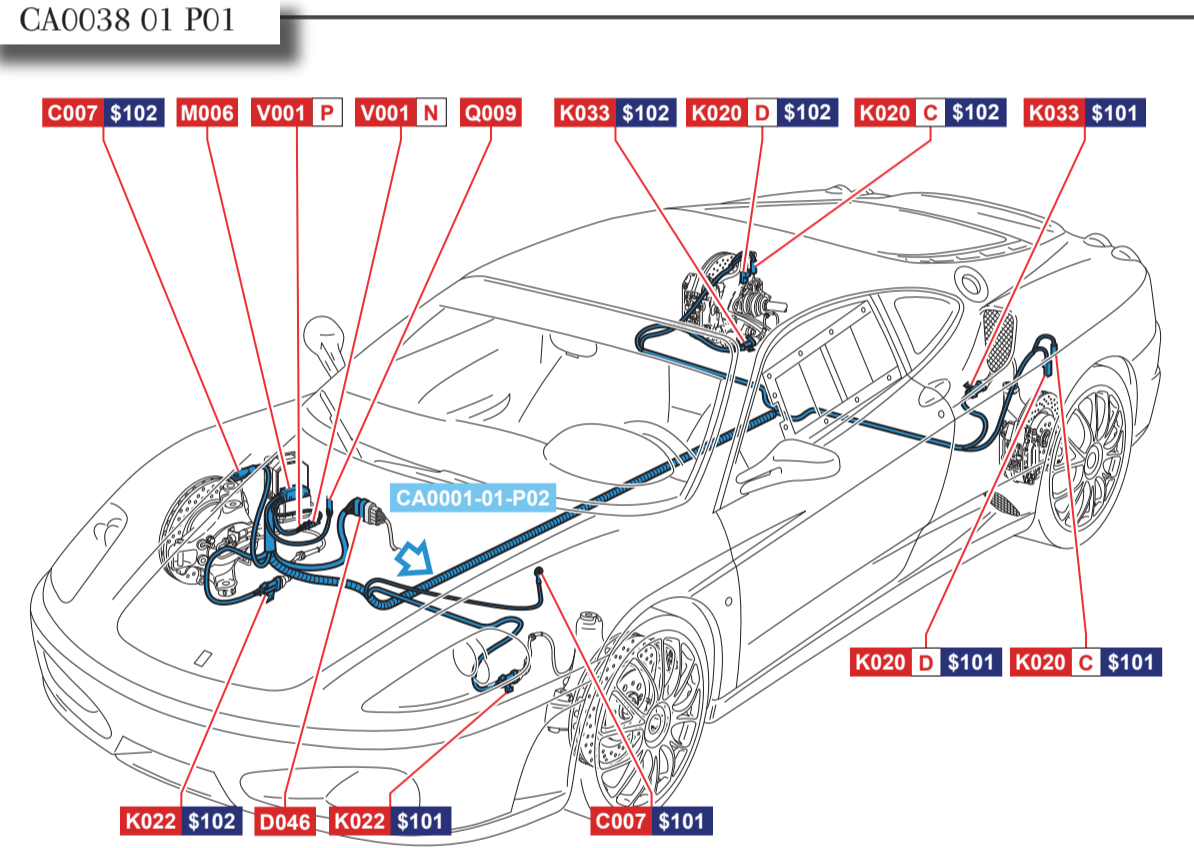
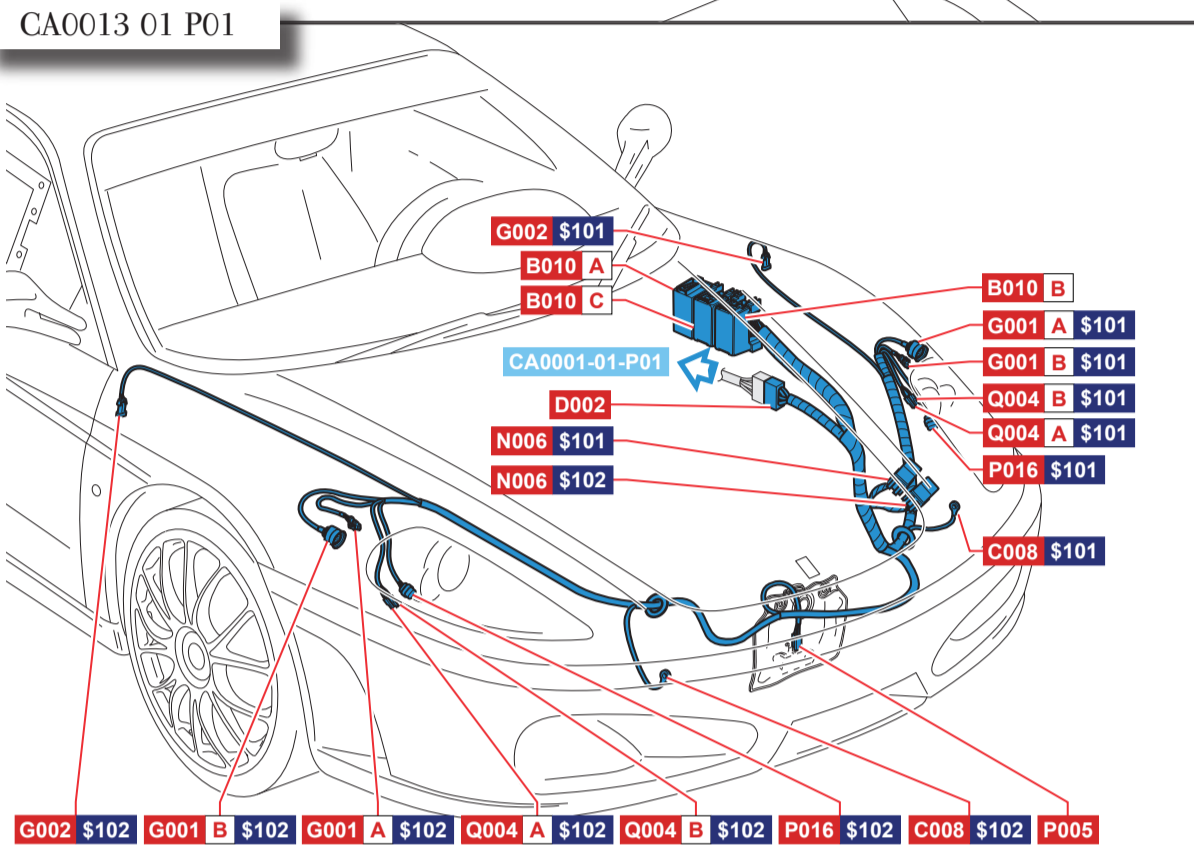
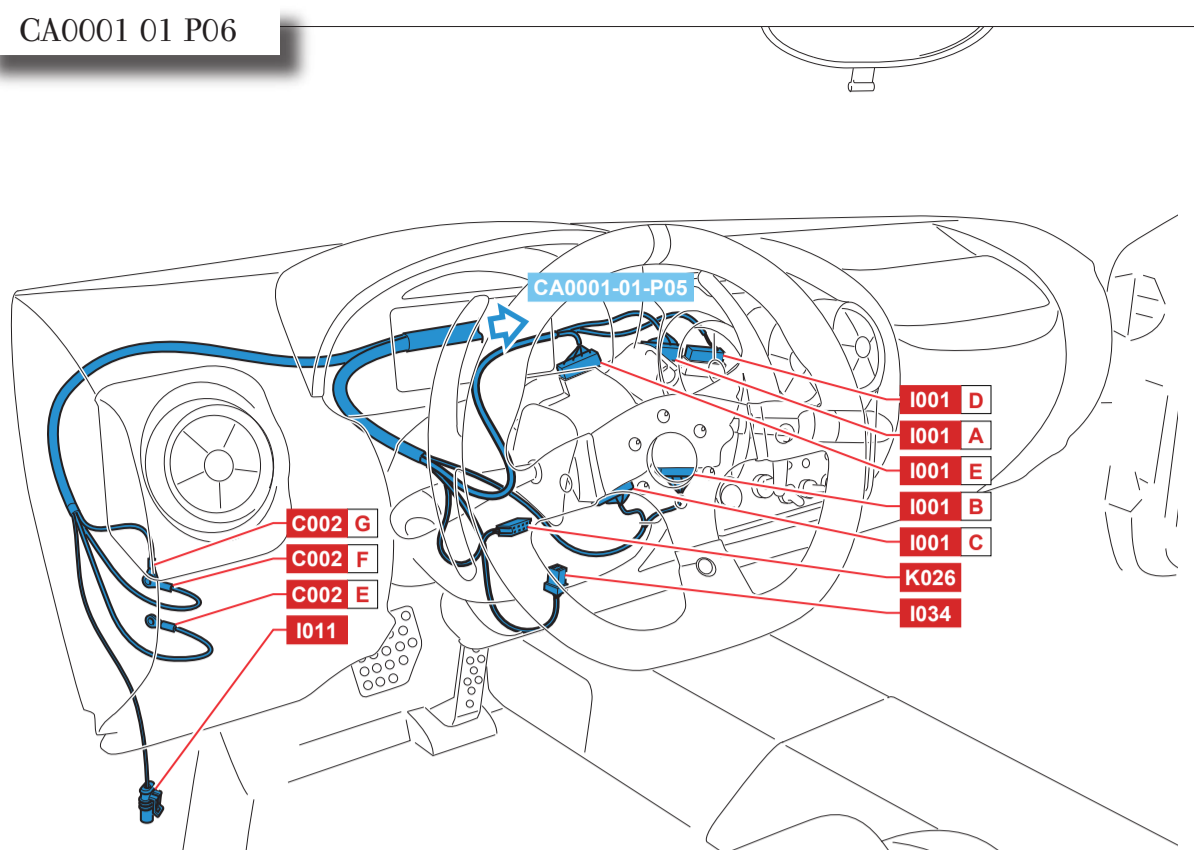


- 1 Joint
- 2 Joint connector
- 3 Removable joint for signal testing



- 1 The broken line indicates a partial view of the connection between the two components

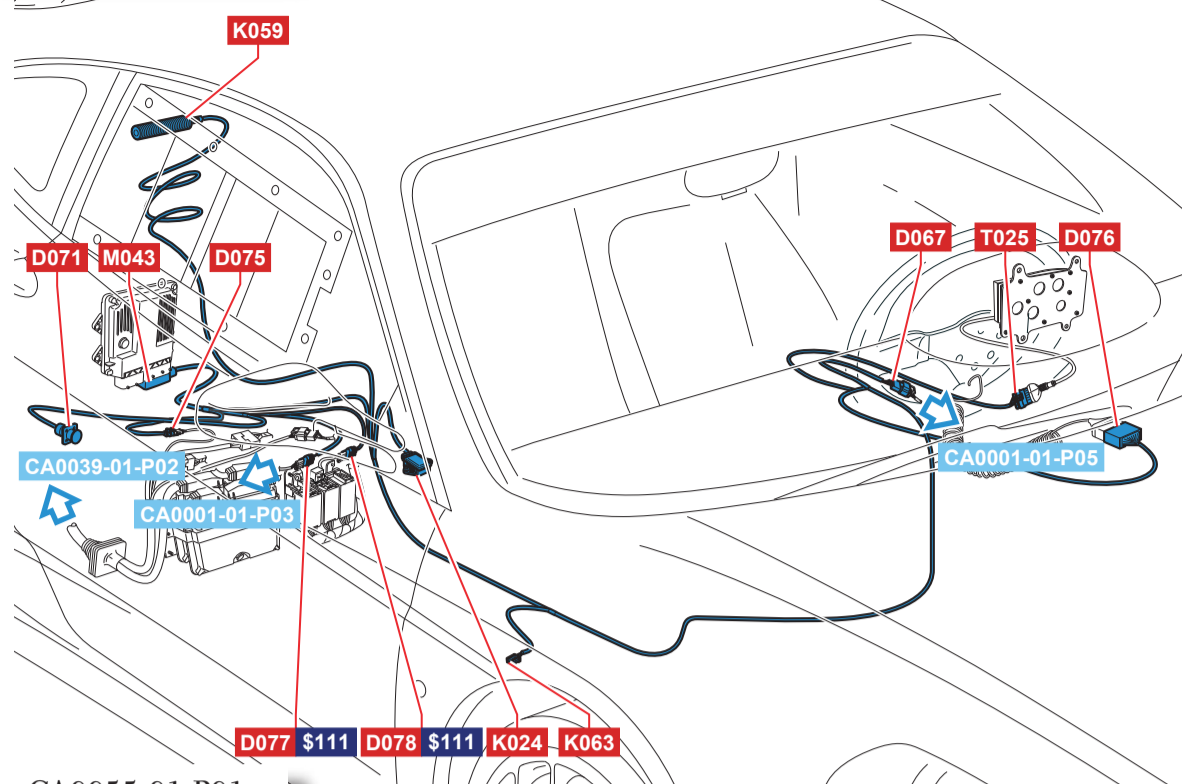
<i>CABLES CODE</i>		<i>DESCRIPTION</i>
CA0001-01-P01	FW	Dashboard wiring
CA0001-01-P02	FW	Dashboard wiring
CA0001-01-P03	FW	Dashboard wiring
CA0001-01-P04	FW	Dashboard wiring
CA0001-01-P05	FW	Dashboard wiring
CA0001-01-P06	FW	Dashboard wiring
CA0013-01-P01	FW	Front wiring
CA0038-01-P01	FW	Brake system wiring
CA0052-01-P01	IN	Data acquirement cable
CA0055-01-P01	IN	Instruments wiring
CA0057-01-P01	IN	Cable from battery to cut-out battery
CA0058-01-P01	IN	Cable from terminal to cut-out battery
CA0059-01-P01	IN	Auxiliary starting cable
CA0062-01-P01	IN	Ventilation system cable
CA0012-01-P01	RR	L.H. Injection wiring
CA0012-02-P01	RR	R.H. Injection wiring
CA0021-01-P01	RR	Recharge wiring
CA0023-01-P01	RR	Earth Wiring
CA0025-01-P01	RR	F1 robotized gearbox wiring
CA0025-01-P02	RR	F1 robotized gearbox wiring
CA0039-01-P01	RR	R.H. Engine compartment wiring
CA0039-01-P02	RR	R.H. Engine compartment wiring
CA0039-02-P01	RR	L.H. Engine compartment wiring
CA0039-02-P02	RR	L.H. Engine compartment wiring
CA0040-01-P01	RR	Rear wiring
CA0040-01-P02	RR	Rear wiring
CA0040-01-P03	RR	Rear wiring



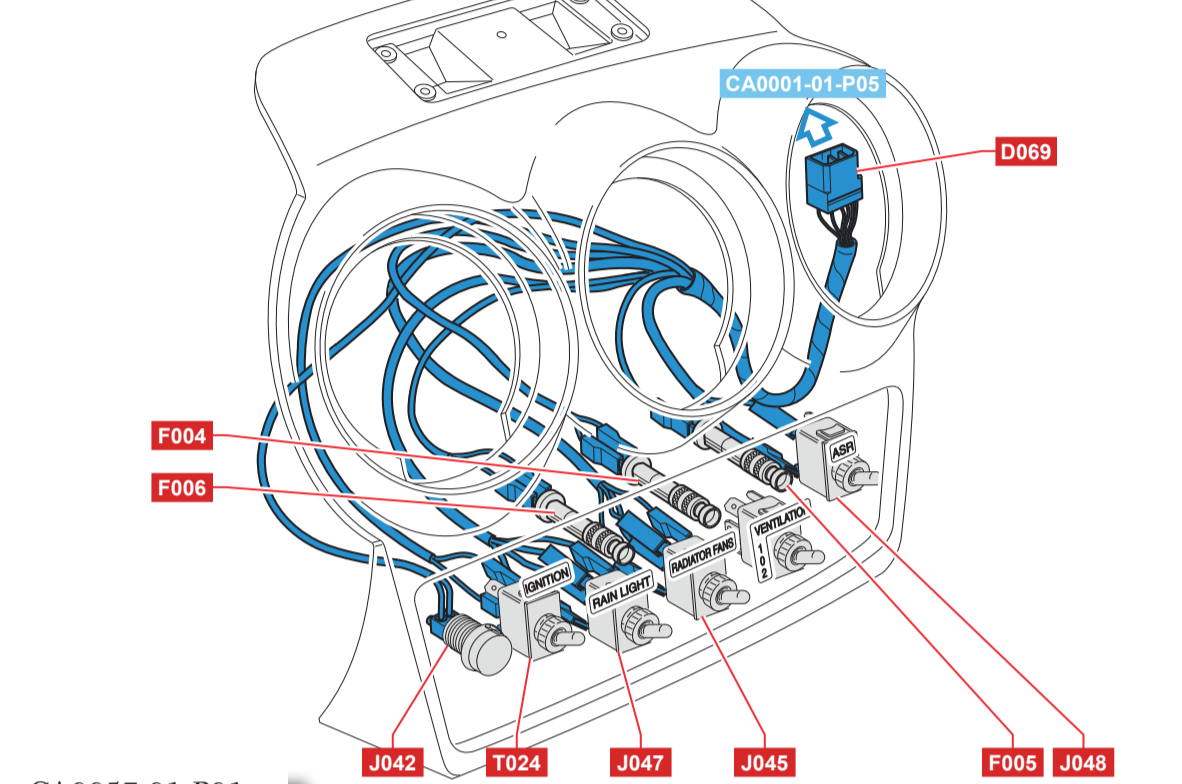
Code	Description	Zone	Cable	E.D.
D044	Dashboard/ F1 electronically-controlled gearbox wiring connection		CA0001-01-P03 FW	FE0504
D044	Dashboard/ F1 electronically-controlled gearbox wiring connection		CA0025-01-P02 RR	FE0504
D045	Rear/ F1 electronically-controlled gearbox wiring connection		CA0040-01-P03 RR	FE0002
D045	Rear/ F1 electronically-controlled gearbox wiring connection		CA0025-01-P02 RR	FE0002
D045	Rear/ F1 electronically-controlled gearbox wiring connection		CA0040-01-P03 RR	FE0501
D045	Rear/ F1 electronically-controlled gearbox wiring connection		CA0025-01-P02 RR	FE0501
D045	Rear/ F1 electronically-controlled gearbox wiring connection		CA0040-01-P03 RR	FE0504
D045	Rear/ F1 electronically-controlled gearbox wiring connection		CA0025-01-P02 RR	FE0504
D046	Dashboard/ brake system wiring connection		CA0001-01-P02 FW	FE0102
D046	Dashboard/ brake system wiring connection		CA0038-01-P01 FW	FE0102
D046	Dashboard/ brake system wiring connection		CA0001-01-P02 FW	FE0501
D046	Dashboard/ brake system wiring connection		CA0038-01-P01 FW	FE0501
D052	A Dashboard/rear wiring connection		CA0040-01-P01 RR	FE0001
D052	A Dashboard/rear wiring connection		CA0001-01-P03 FW	FE0001
D052	A Dashboard/rear wiring connection		CA0040-01-P01 RR	FE0002
D052	A Dashboard/rear wiring connection		CA0001-01-P03 FW	FE0002
D052	A Dashboard/rear wiring connection		CA0040-01-P01 RR	FE0504
D052	A Dashboard/rear wiring connection		CA0001-01-P03 FW	FE0504
D052	A Dashboard/rear wiring connection		CA0040-01-P01 RR	FE0802
D052	A Dashboard/rear wiring connection		CA0001-01-P01 FW	FE0802
D052	A Dashboard/rear wiring connection		CA0040-01-P01 RR	FE0802
D052	A Dashboard/rear wiring connection		CA0001-01-P03 FW	FE0802
D052	B Dashboard/rear wiring connection		CA0040-01-P01 RR	FE0501
D052	B Dashboard/rear wiring connection		CA0001-01-P03 FW	FE0501
D052	B Dashboard/rear wiring connection		CA0040-01-P01 RR	FE0504
D052	B Dashboard/rear wiring connection		CA0001-01-P03 FW	FE0504
D052	B Dashboard/rear wiring connection		CA0040-01-P01 RR	FE0802
D052	B Dashboard/rear wiring connection		CA0001-01-P03 FW	FE0802
D054	ODB connection		CA0001-01-P05 FW	FE0002
D054	ODB connection		CA0001-01-P05 FW	FE0101
D067	Data acquisition connection		CA0001-01-P05 FW	FE0002
D069	Switches dashboard connection		CA0001-01-P05 FW	FE0002
D069	Switches dashboard connection		CA0055-01-P01 IN	FE0002
D069	Switches dashboard connection		CA0001-01-P05 FW	FE0504
D069	Switches dashboard connection		CA0055-01-P01 IN	FE0504
D076	Steering wheel cable connection		CA0052-01-P01 IN	FE0102
D077	\$111 Dashboard/ data acquisition wiring connection	for C.A.N. line	CA0001-01-P03 FW	FE0002
D077	\$111 Dashboard/ data acquisition wiring connection	for C.A.N. line	CA0052-01-P01 RR	FE0102
D078	\$111 RH engine compartment/ data acquisition wiring connection	for C.A.N. line	CA0039-01-P02 RR	FE0102
D078	\$111 RH engine compartment/ data acquisition wiring connection	for C.A.N. line	CA0052-01-P01 RR	FE0102
D079	Fire proof system connection		CA0001-01-P03 FW	
E	On-board instruments			
E001	A Control panel (NQS)		CA0001-01-P05 FW	FE0501
E001	B Control panel (NQS)		CA0001-01-P05 FW	FE0002
E001	B Control panel (NQS)		CA0001-01-P05 FW	FE0102
E001	B Control panel (NQS)		CA0001-01-P05 FW	FE0501
E001	C Control panel (NQS)		CA0001-01-P05 FW	FE0002
E001	C Control panel (NQS)		CA0001-01-P05 FW	FE0802
E001	D Control panel (NQS)		CA0001-01-P05 FW	FE0101
F	Optical/acoustic gauges			
F004	Radiators fan light		CA0055-01-P01 IN	
F005	Inner ventilating light		CA0055-01-P01 IN	FE0002
F006	Rain light		CA0055-01-P01 IN	
G	External lights components			
G001	A \$101 Headlights unit	left-hand side	CA0013-01-P01 FW	FE0002
G001	A \$102 Headlights unit	right-hand side	CA0013-01-P01 FW	FE0002
G002	\$101 Front, lateral direction indicator	left-hand side	CA0013-01-P01 FW	FE0002
G002	\$102 Front, lateral direction indicator	right-hand side	CA0013-01-P01 FW	FE0002
G009	\$101 Rear outer light	left-hand side	CA0039-02-P01 RR	FE0002
G009	\$102 Rear outer light	right-hand side	CA0039-02-P01 RR	FE0002
G010	\$101 Rear inner light	left-hand side	CA0039-02-P01 RR	FE0002
G010	\$102 Rear inner light	right-hand side	CA0039-02-P01 RR	FE0002
I	Electric manual controls			
I001	A Steering column switch		CA0001-01-P06 FW	FE0002
I001	C Steering column switch		CA0001-01-P06 FW	FE0002
I018	Reverse gear engagement control set		CA0025-01-P02 RR	FE0002
I018	Reverse gear engagement control set		CA0025-01-P02 RR	FE0504
I034	Gearshift control cluster on steering wheel		CA0001-01-P06 FW	FE0504
J	Switches			
J016	Stop indicator switch		CA0001-01-P05 FW	FE0501
J021	Battery master switch		CA0001-01-P03 FW	FE0504
J042	Starter button		CA0055-01-P01 IN	FE0002
J042	Starter button		CA0055-01-P01 IN	FE0504
J045	Radiator fans control switch		CA0055-01-P01 IN	FE0002
J047	Rain switch light		CA0055-01-P01 IN	FE0002
J048	ASR button disabling		CA0055-01-P01 IN	FE0002
J049	Velocity speed switch		CA0062-01-P01 IN	
K	Various sensors and transmitters			</

Code		Description	Zone	Cable	FD
K020	D	\$102 Brake pad wear sensor	right-hand side	CAC038-01-P01 FW	FE0501
K022		\$101 Front wheel A.B.S. Sensor	left-hand side	CAC038-01-P01 FW	FE0501
K022		\$102 Front wheel A.B.S. Sensor	right-hand side	CAC038-01-P01 FW	FE0501
K024		Yaw sensor		CAC052-01-P01 IN	FE0002
K026		Steering angle sensor		CAC001-01-P06 FW	FE0002
K026		Steering angle sensor		CAC001-01-P06 FW	FE0102
K026		Steering angle sensor		CAC038-01-P01 FW	FE0501
K030		Accelerator pedal sensor		CAC001-01-P03 FW	
K033		Rear wheel A.B.S. Sensor	left-hand side	CAC038-01-P01 FW	FE0501
K033		\$102 Rear wheel A.B.S. Sensor	right-hand side	CAC038-01-P01 FW	FE0501
K038		Clutch sensor		CAC025-01-P01 RR	FE0002
K038		Clutch sensor		CAC025-01-P01 RR	FE0504
K044		Gearbox sensor		CAC025-01-P01 RR	FE0002
K044		Gearbox sensor		CAC025-01-P01 RR	FE0504
K045		Pressure transducer		CAC025-01-P01 RR	FE0504
K049		Engine oil temperature sensor		CAC012-01-P01 RR	FE0002
K059		Finish line		CAC052-01-P01 IN	FE0002
K063		Radio control		CAC052-01-P01 IN	FE0002
I		Electromagnets and solenoid valves			
L001		Air conditioner compressor electromagnet		CAC012-01-P01 RR	FE0002
L009		Clutch solenoid valve		CAC025-01-P01 RR	FE0002
L009		Clutch solenoid valve		CAC025-01-P01 RR	FE0504
L1010	A	Gear selection solenoid valve, robotized gearbox		CAC025-01-P01 RR	FE0002
L1010	A	Gear selection solenoid valve, robotized gearbox		CAC025-01-P01 RR	FE0504
L1010	B	Gear selection solenoid valve, robotized gearbox		CAC025-01-P01 RR	FE0002
L1010	B	Gear selection solenoid valve, robotized gearbox		CAC025-01-P01 RR	FE0504
L1010	C	Gear selection solenoid valve, robotized gearbox		CAC025-01-P01 RR	FE0002
L1010	C	Gear selection solenoid valve, robotized gearbox		CAC025-01-P01 RR	FE0504
L1111	A	Gear engagement solenoid valve, robotized gearbox		CAC025-01-P01 RR	FE0002
L1111	A	Gear engagement solenoid valve, robotized gearbox		CAC025-01-P01 RR	FE0504
L1111	B	Gear engagement solenoid valve, robotized gearbox		CAC025-01-P01 RR	FE0002
L1111	B	Gear engagement solenoid valve, robotized gearbox		CAC025-01-P01 RR	FE0504
L12		Solenoid valve for variable volume control		CAC012-02-P02 RR	FE0802
M		Electronic devices			
M005	A	\$101 Engine control node (NCM)	left-hand side	CAC039-02-P02 RR	FE0002
M005	A	\$101 Engine control node (NCM)	left-hand side	CAC039-02-P02 RR	FE0102
M005	A	\$101 Engine control node (NCM)	left-hand side	CAC039-02-P01 RR	FE0802
M005	A	\$102 Engine control node (NCM)	right-hand side	CAC039-01-P02 RR	FE0002
M005	A	\$102 Engine control node (NCM)	right-hand side	CAC039-01-P02 RR	FE0102
M005	A	\$102 Engine control node (NCM)	right-hand side	CAC039-01-P02 RR	FE0501
M005	A	\$102 Engine control node (NCM)	right-hand side	CAC039-01-P02 RR	FE0504
M005	A	\$102 Engine control node (NCM)	right-hand side	CAC039-01-P02 RR	FE0802
M005	B	\$101 Engine control node (NCM)	left-hand side	CAC012-01-P01 RR	FE0802
M005	B	\$102 Engine control node (NCM)	right-hand side	CAC012-02-P02 RR	FE0802
M006		Brake system node (NFR)		CAC038-01-P01 FW	FE0002
M006		Brake system node (NFR)		CAC038-01-P01 FW	FE0102
M006		Brake system node (NFR)		CAC038-01-P01 FW	FE0501
M018	A	Robotized gearbox node (NCR)		CAC025-01-P02 RR	FE0002
M018	A	Robotized gearbox node (NCR)		CAC025-01-P02 RR	FE0102
M018	A	Robotized gearbox node (NCR)		CAC025-01-P02 RR	FE0504
M018	B	Robotized gearbox node (NCR)		CAC025-01-P02 RR	FE0501
M018	B	Robotized gearbox node (NCR)		CAC025-01-P02 RR	FE0504
M030		Direction indicators flash light		CAC001-01-P04 FW	FE0002
M031	A + B	Windscreen wiper timer		CAC001-01-P04 FW	FE0002
M043		Data acquiemment unit		CAC052-01-P01 IN	FE0002
M048	A	Air ventilation node		CAC001-01-P04 FW	FE0002
M048	B	Air ventilation node		CAC001-01-P04 FW	FE0002
N		Relays and remote control switches			
N005		F1 robotized gearbox pump relay		CAC040-01-P02 RR	FE0504
N005	\$101	Engine cooling electric fan's relay	left-hand side	CAC013-01-P01 FW	FE0001
N006	\$102	Engine cooling electric fan's relay	right-hand side	CAC013-01-P01 FW	FE0001
P		Electric motors			
P005		Windscreen washer electric pump		CAC013-01-P01 FW	FE0002
P013	\$102	Fuel motor pump	right-hand side	CAC039-01-P01 RR	FE0002
P014	\$101	Motor driven throttle	left-hand side	CAC012-01-P01 RR	FE0802
P014	\$102	Motor driven throttle	right-hand side	CAC012-02-P02 RR	FE0802
P015		Windscreen wiper		CAC001-01-P01 FW	FE0002
P016	\$101	Engine cooling electric fan	left-hand side	CAC013-01-P01 FW	FE0002
P016	\$102	Engine cooling electric fan	right-hand side	CAC013-01-P01 FW	FE0002
P030		Gearbox oil motor pump		CAC025-01-P01 RR	FE0504
P040	\$101	Fuel motor pump with integrated level sensor	left-hand side	CAC039-02-P01 RR	FE0002
Q		Resistors			
Q005	\$101	Fuel pump resistor	right-hand side	CAC039-02-P01 RR	FE0802
Q005	\$102	Fuel pump resistor	right-hand side	CAC039-01-P01 RR	FE0802
Q008		Gear selection/engagement potentiometer		CAC025-01-P01 RR	FE0504
Q009		Resistor		CAC039-02-P02 RR	FE0102
Q009		Resistor		CAC038-01-P01 FW	FE0002
T		Various connected devices			
T004	\$103	Electro-injector	cylinder 1	CAC012-02-P02 RR	FE0802
T004	\$104	Electro-injector	cylinder 2	CAC012-02-P02 RR	FE0802
T004	\$105	Electro-injector	cylinder 3	CAC012-02-P02 RR	FE0802
T004	\$106	Electro-injector	cylinder 4	CAC012-02-P02 RR	FE0802
T004	\$107	Electro-injector	cylinder 5	CAC012-01-P01 RR	FE0802
T004	\$108	Electro-injector	cylinder 6	CAC012-01-P01 RR	FE0802
T004	\$109	Electro-injector	cylinder 7	CAC012-01-P01 RR	FE0802
T004	\$110	Electro-injector	cylinder 8	CAC012-01-P01 RR	FE0802
T005	\$103	Coil	cylinder 1	CAC012-02-P01 RR	FE0002
T005	\$103	Coil	cylinder 1	CAC012-02-P02 RR	FE0802
T005	\$104	Coil	cylinder 2	CAC012-02-P01 RR	FE0002
T005	\$104	Coil	cylinder 2	CAC012-02-P02 RR	FE0802
T005	\$105	Coil	cylinder 3	CAC012-02-P01 RR	FE0002
T005	\$105	Coil	cylinder 3	CAC012-02-P02 RR	FE0802
T005	\$106	Coil	cylinder 4	CAC012-02-P01 RR	FE0002
T005	\$106	Coil	cylinder 4	CAC012-02-P02 RR	FE0802
T005	\$107	Coil	cylinder 5	CAC012-01-P01 RR	FE0002
T005	\$107	Coil	cylinder 5	CAC012-01-P01 RR	FE0802
T005	\$108	Coil	cylinder 6	CAC012-01-P01 RR	FE0002
T005	\$108	Coil	cylinder 6	CAC012-01-P01 RR	FE0802
T005	\$109	Coil	cylinder 7	CAC012-01-P01 RR	FE0002
T005	\$109	Coil	cylinder 7	CAC012-01-P01 RR	FE0802
T005	\$110	Coil	cylinder 8	CAC012-01-P01 RR	FE0002
T005	\$110	Coil	cylinder 8	CAC012-01-P01 RR	FE0802
T024		Services		CAC055-01-P01 IN	FE0002
V		Diagnostics connectors			
V001	D	Diagnostics connector		CAC001-01-P05 FW	FE0002
V001	N	Diagnostics connector		CAC038-01-P01 FW	FE0501
V001	P	Diagnostics connector		CAC038-01-P01 FW	FE0002
V001	P	Diagnostics connector		CAC038-01-P01 FW	FE0501

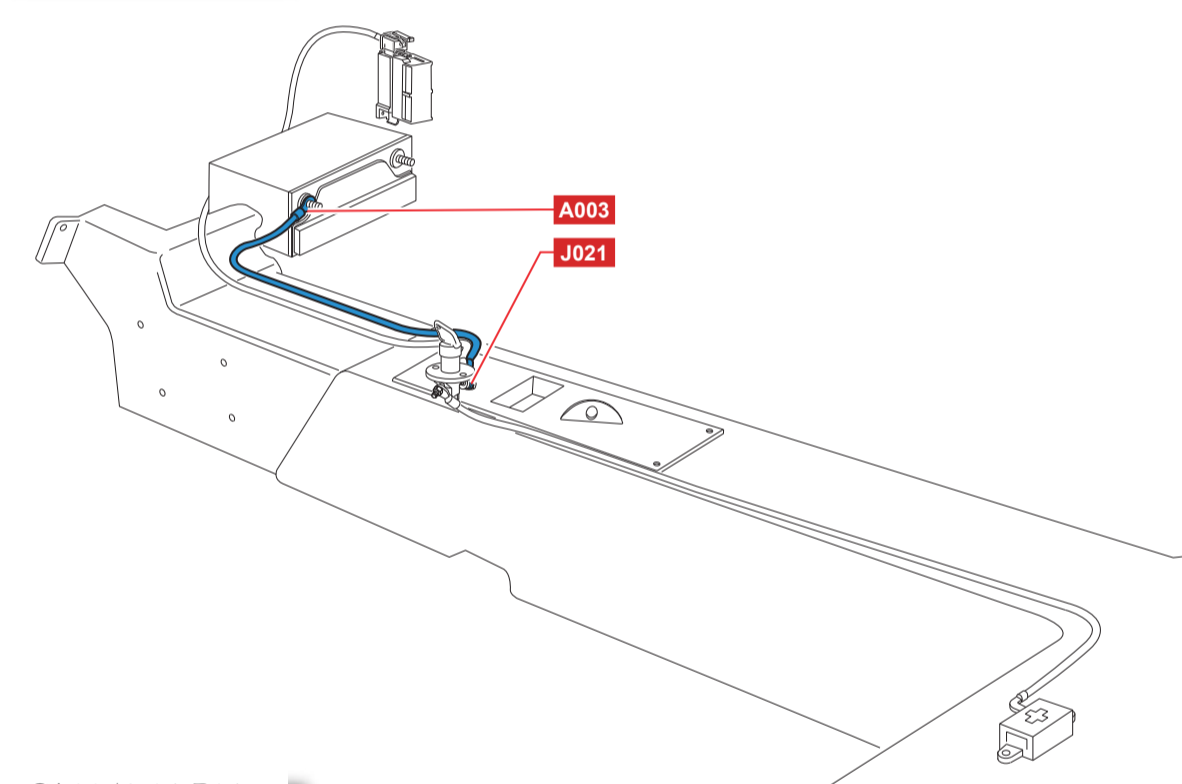
CA0052 01 P01



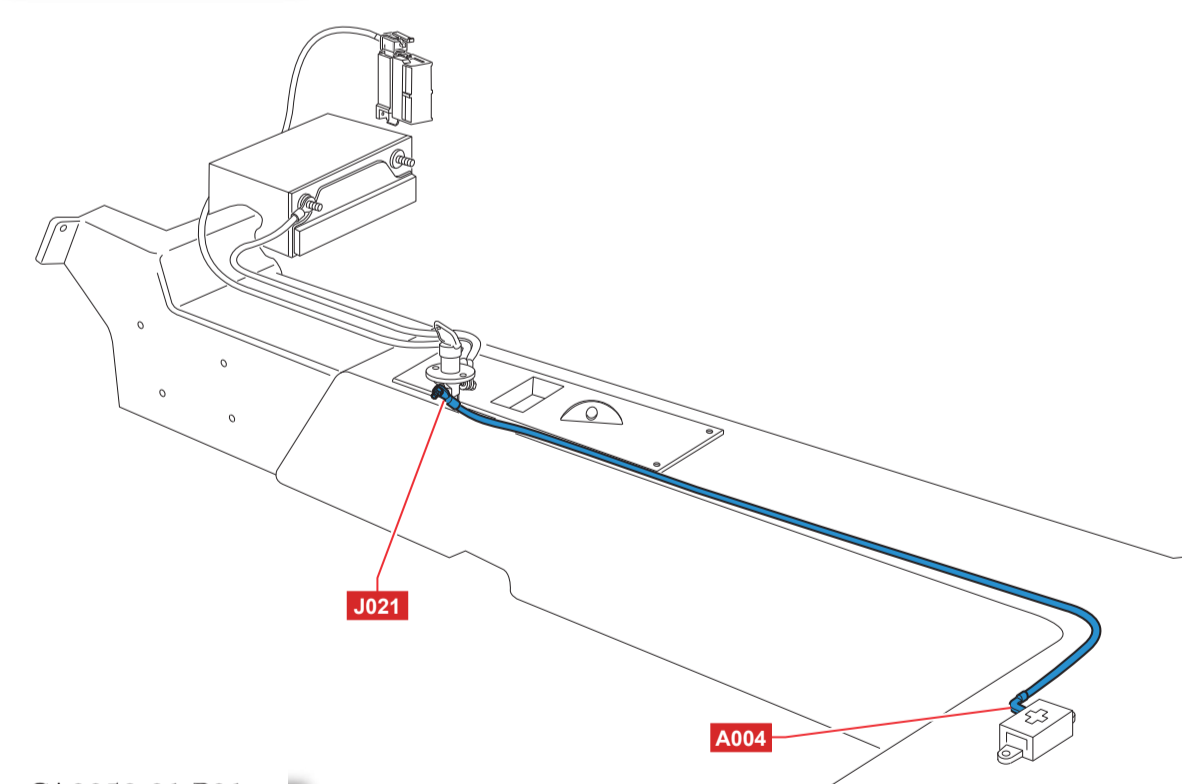
CA0055 01 P01



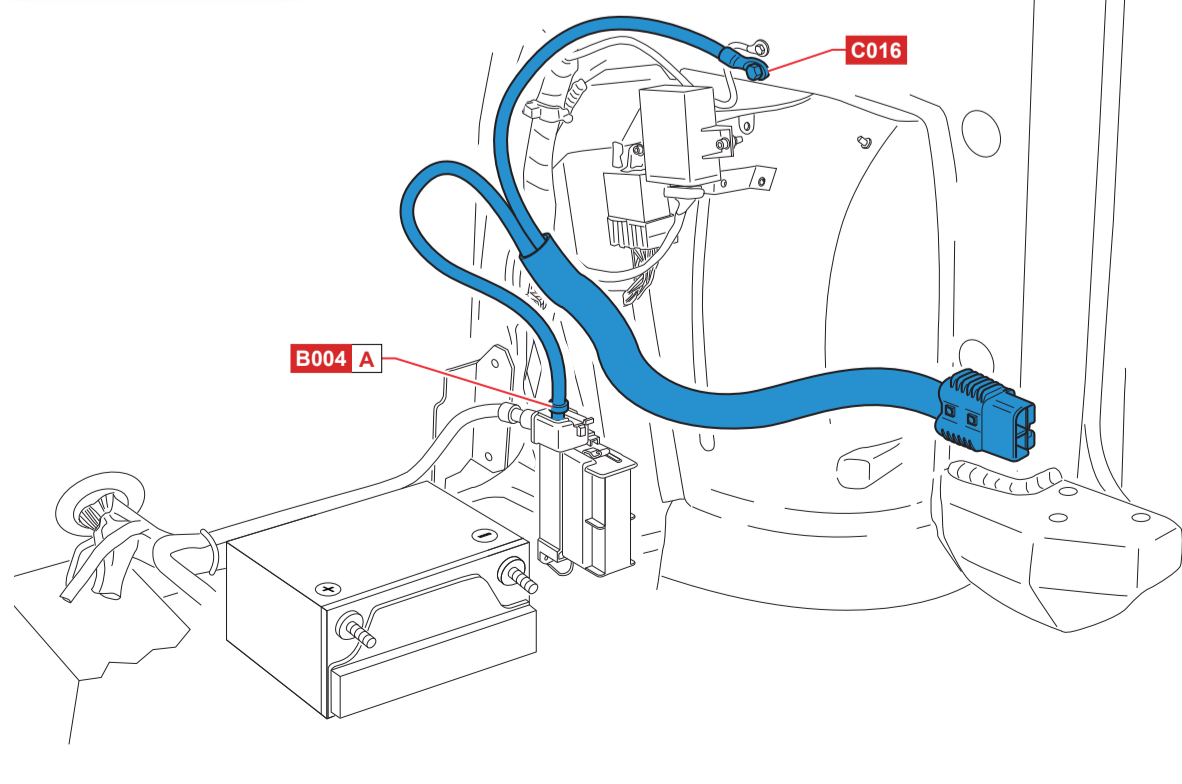
CA0057 01 P01



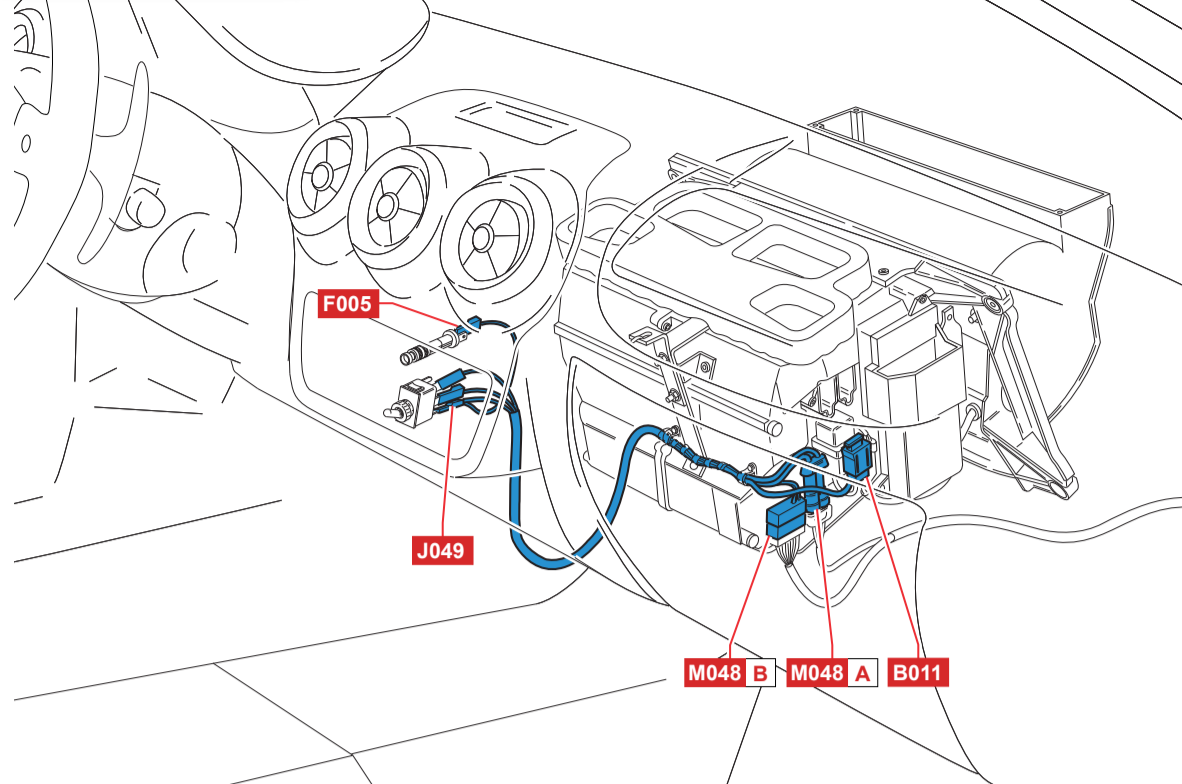
CA0058 01 P01



CA0059 01 P01



CA0062 01 P01



Legenda

A	Code	Description	Zone	Cable	F.D.
A Ignition and recharging components					
A001	A	Alternator with integrated adjuster		CA0012-01-P01 RR	
A001	B	Alternator with integrated adjuster		CA0021-01-P01 RR	
A002	A	12V starter motor		CA0012-01-P01 RR	
A002	B	12V starter motor		CA0021-01-P01 RR	
A003		Battery positive		CA0057-01-P01 IN	FE0001
A004		Branch terminal board		CA0058-01-P01 IN	FE0001
A004	A	Branch terminal board		CA0021-01-P01 RR	
A004	C	Branch terminal board		CA0046-01-P02 RR	
A005		Battery negative		CA0001-01-P04 FW	
B Fuses ecus					
B004	A	\$126 Fuses ecu (MAXI FUSE)	rear side	CA0046-01-P02 RR	FE0001
B004	A	\$126 Fuses ecu (MAXI FUSE)	rear	CA0046-01-P02 RR	FE0504
B004	B	\$125 Fuses ecu (MAXI FUSE)	front	CA0001-01-P04 FW	FE0501
B004	B	\$126 Fuses ecu (MAXI FUSE)	front side	CA0046-01-P02 RR	FE0001
B009	A	\$101 Rear wiring branching ECU	left-hand side	CA0046-01-P02 RR	FE0001
B009	A	\$101 Rear wiring branching ECU	left-hand side	CA0046-01-P02 RR	FE0002
B009	A	\$101 Rear wiring branching ECU	left-hand side	CA0046-01-P02 RR	FE0504
B009	A	\$102 Rear wiring branching ECU	right-hand side	CA0046-01-P03 RR	FE0001
B009	A	\$102 Rear wiring branching ECU	right-hand side	CA0046-01-P03 RR	FE0002
B009	B	\$101 Rear wiring branching ECU	left-hand side	CA0046-01-P02 RR	FE0001
B009	B	\$101 Rear wiring branching ECU	left-hand side	CA0046-01-P02 RR	FE0504
B009	B	\$101 Rear wiring branching ECU	left-hand side	CA0046-01-P02 RR	FE0802
B009	B	\$102 Rear wiring branching ECU	right-hand side	CA0046-01-P03 RR	FE0001
B009	B	\$102 Rear wiring branching ECU	right-hand side	CA0046-01-P03 RR	FE0501
B009	B	\$102 Rear wiring branching ECU	right-hand side	CA0046-01-P03 RR	FE0802
B009	C	\$101 Rear wiring branching ECU	left-hand side	CA0046-01-P02 RR	FE0001
B009	C	\$101 Rear wiring branching ECU	left-hand side	CA0046-01-P02 RR	FE0504
B009	C	\$101 Rear wiring branching ECU	left-hand side	CA0046-01-P02 RR	FE0802
B009	C	\$102 Rear wiring branching ECU	right-hand side	CA0046-01-P03 RR	FE0001
B009	C	\$102 Rear wiring branching ECU	right-hand side	CA0046-01-P03 RR	FE0501
B009	C	\$102 Rear wiring branching ECU	right-hand side	CA0046-01-P03 RR	FE0802
B010	A	Front wiring branching ECU		CA0013-01-P01 FW	FE0501
B010	A	Front wiring branching ECU		CA0013-01-P01 FW	FE0501
B010	B	Front wiring branching ECU		CA0013-01-P01 FW	FE0504
B010	B	Front wiring branching ECU		CA0013-01-P01 FW	FE0001
B010	B	Front wiring branching ECU		CA0013-01-P01 FW	FE0504
B010	C	Front wiring branching ECU		CA0013-01-P01 FW	FE0001
B011		Fuse for passenger compartment electric fan		CA0062-01-P01 FW	
C Earths					
C002	A	Dashboard wiring earth node		CA0001-01-P01 FW	FE0002
C002	A	Dashboard wiring earth node		CA0001-01-P01 FW	FE0501
C002	B	Dashboard wiring earth node		CA0001-01-P02 FW	FE0504
C002	C	Dashboard wiring earth node		CA0001-01-P04 FW	FE0002
C002	E	Dashboard wiring earth node		CA0001-01-P06 FW	FE0002
C002	F	Dashboard wiring earth node		CA0001-01-P06 FW	FE0002
C002	G	Dashboard wiring earth node		CA0001-01-P06 FW	FE0002
C002	G	Dashboard wiring earth node		CA0001-01-P06 FW	FE0501
C006	\$101	Earth on engine	left-hand side	CA0039-02-01 RR	FE0002
C006	\$102	Injection system earth	right-hand side	CA0039-01-01 RR	FE0002
C006	\$102	Injection system earth	right-hand side	CA0039-01-01 RR	FE0504
C006	\$102	Injection system earth	right-hand side	CA0039-01-01 RR	FE0802
C006	\$102	Injection system earth	right-hand side	CA0039-01-01 RR	FE0802
C007	\$101	A.B.S. System earth	left-hand side	CA0038-01-01 FW	FE0501
C007	\$102	A.B.S. System earth	right-hand side	CA0038-01-01 FW	FE0501
C008	\$101	Front wiring earth	left-hand side	CA0013-01-01 FW	FE0002
C008	\$102	Front wiring earth	right-hand side	CA0013-01-01 FW	FE0002
C014	A	Roboized gearbox node earth		CA0025-01-P02 RR	FE0002
C014	A	Roboized gearbox node earth		CA0025-01-P02 RR	FE0504
C014	B	Roboized gearbox node earth		CA0025-01-P02 RR	FE0002
C014	B	Roboized gearbox node earth		CA0025-01-P02 RR	FE0504
C017	B	\$101 Earth on engine	left-hand side	CA0012-01-01 RR	FE0002
C017	B	\$101 Earth on engine	left-hand side	CA0012-01-01 RR	FE0802
C017	B	\$102 Earth on engine	right-hand side	CA0012-02-01 RR	FE0002
C017	B	\$102 Earth on engine	right-hand side	CA0012-02-02 RR	FE0802
C019		Gearbox oil motor pump's earth		CA0025-01-01 RR	FE0002
C019		Gearbox oil motor pump's earth		CA0025-01-01 RR	FE0504
C026		Electronically-controlled gearbox wiring earth		CA0025-01-P02 RR	FE0002
C026		Electronically-controlled gearbox wiring earth		CA0025-01-P02 RR	FE0504
C028	A	Rear wiring earth		CA0046-01-P03 RR	FE0002
C028	A	Rear wiring earth		CA0046-01-P03 RR	FE0802
C028	B	Rear wiring earth		CA0046-01-P02 RR	FE0001
C028	B	Rear wiring earth		CA0046-01-P02 RR	FE0002
D Connections					
D002		Dashboard/ front side wiring connection		CA0001-01-P01 FW	FE0001
D002		Dashboard/ front side wiring connection		CA0013-01-P01 FW	FE0001
D002		Dashboard/ front side wiring connection		CA0001-01-P01 FW	FE0501
D002		Dashboard/ front side wiring connection		CA0013-01-P01 FW	FE0501
D002		Dashboard/ front side wiring connection		CA0001-01-P01 FW	FE0504
D002		Dashboard/ front side wiring connection		CA0013-01-P01 FW	FE0504
D010		Engine signals connection		CA0046-01-P03 RR	FE0002
D010		Engine signals connection		CA0046-01-P03 RR	FE0802
D037	\$101	Injection/ rear wiring connection	left-hand side	CA0012-01-01 RR	FE0002
D037	\$101	Injection/ rear wiring connection	left-hand side	CA0046-01-P02 RR	FE0002
D038	\$101	Injection/ engine compartment wiring connection	left-hand side	CA0012-01-01 RR	FE0802
D038	\$101	Injection/ engine compartment wiring connection	left-hand side	CA0039-02-P02 RR	FE0802
D038	\$102	Injection/ engine compartment wiring connection	right-hand side	CA0012-02-P02 RR	FE0802
D038	\$102	Injection/ engine compartment wiring connection	right-hand side	CA0039-01-P02 RR	FE0802
D041	\$101	Engine compartment/ rear wiring connection	left-hand side	CA0046-01-P02 RR	FE0002
D041	\$101	Engine compartment/ rear wiring connection	left-hand side	CA0039-02-P02 RR	FE0002
D041	\$101	Engine compartment/ rear wiring connection	left-hand side	CA0046-01-P02 RR	FE0504
D041	\$101	Engine compartment/ rear wiring connection	left-hand side	CA0039-02-P02 RR	FE0504
D041	\$101	Engine compartment/ rear wiring connection	left-hand side	CA0046-01-01 RR	FE0802
D041	\$101	Engine compartment/ rear wiring connection	left-hand side	CA0039-02-P02 RR	FE0802
D041	\$102	Engine compartment/ rear wiring connection	right-hand side	CA0046-01-P03 RR	FE0501
D041	\$102	Engine compartment/ rear wiring connection	right-hand side	CA0039-01-P02 RR	FE0501
D041	\$102	Engine compartment/ rear wiring connection	right-hand side	CA0046-01-P03 RR	FE0504
D041	\$102	Engine compartment/ rear wiring connection	right-hand side	CA0039-01-P02 RR	FE0504
D041	\$102	Engine compartment/ rear wiring connection	right-hand side	CA0046-01-P03 RR	FE0802
D041	\$102	Engine compartment/ rear wiring connection	right-hand side	CA0039-01-P02 RR	FE0802
D042		LH engine compartment/ RH engine compartment wiring connection		CA0039-01-P02 RR	FE0102
D042		LH engine compartment/ RH engine compartment wiring connection		CA0039-01-P02 RR	FE0102
D042		LH engine compartment/ RH engine compartment wiring connection		CA0039-01-P02 RR	FE0802
D043	A	\$111 Dashboard/ engine compartment wiring connection	for C.A.N. line	CA0001-01-P03 FW	FE0102
D043	A	\$111 Dashboard/ engine compartment wiring connection	for C.A.N. line	CA0039-02-P02 RR	FE0102
D044		Dashboard/ F1 electronically-controlled gearbox wiring connection		CA0001-01-P03 FW	FE0102
D044		Dashboard/ F1 electronically-controlled gearbox wiring connection		CA0025-01-P02 RR	FE0102

Code	Description		Zone	Cable	F.D.
DC44		Dashbord / F1 electronically-controlled gearbox wiring connection		CA0001-01-P03 FW	FE0504
DC44		Dashbord / F1 electronically-controlled gearbox wiring connection		CA0025-01-P02 RR	FE0504
DC45		Rear/ F1 electronically-controlled gearbox wiring connection		CA0040-01-P03 RR	FE0002
DC45		Rear/ F1 electronically-controlled gearbox wiring connection		CA0025-01-P02 RR	FE0002
DC45		Rear/ F1 electronically-controlled gearbox wiring connection		CA0040-01-P03 RR	FE0501
DC45		Rear/ F1 electronically-controlled gearbox wiring connection		CA0025-01-P02 RR	FE0501
DC45		Rear/ F1 electronically-controlled gearbox wiring connection		CA0040-01-P03 RR	FE0504
DC45		Rear/ F1 electronically-controlled gearbox wiring connection		CA0025-01-P02 RR	FE0504
DC46		Dashbord /brake system wiring connection		CA0001-01-P02 FW	FE0102
DC46		Dashbord /brake system wiring connection		CA0038-01-P01 FW	FE0102
DC46		Dashbord /brake system wiring connection		CA0001-01-P02 FW	FE0501
DC46		Dashbord /brake system wiring connection		CA0038-01-P01 FW	FE0501
DC52	A	Dashbord/rear wiring connection		CA0040-01-P01 RR	FE0001
DC52	A	Dashbord/rear wiring connection		CA0001-01-P03 FW	FE0001
DC52	A	Dashbord/rear wiring connection		CA0040-01-P01 RR	FE0002
DC52	A	Dashbord/rear wiring connection		CA0001-01-P03 FW	FE0002
DC52	A	Dashbord/rear wiring connection		CA0040-01-P01 RR	FE0504
DC52	A	Dashbord/rear wiring connection		CA0001-01-P03 FW	FE0504
DC52	A	Dashbord/rear wiring connection		CA0040-01-P01 RR	FE0802
DC52	A	Dashbord/rear wiring connection		CA0001-01-P03 FW	FE0802
DC52	B	Dashbord/rear wiring connection		CA0040-01-P01 RR	FE0501
DC52	B	Dashbord/rear wiring connection		CA0001-01-P03 FW	FE0501
DC52	B	Dashbord/rear wiring connection		CA0040-01-P01 RR	FE0504
DC52	B	Dashbord/rear wiring connection		CA0001-01-P03 FW	FE0504
DC52	B	Dashbord/rear wiring connection		CA0040-01-P01 RR	FE0802
DC52	B	Dashbord/rear wiring connection		CA0001-01-P03 FW	FE0802
DC52	B	Dashbord/rear wiring connection		CA0040-01-P01 RR	FE0504
DC54		ORB connection		CA0001-01-P05 FW	FE0002
DC54		ORB connection		CA0001-01-P05 FW	FE0101
DC607		Data acquisition connection		CA0001-01-P05 FW	FE0002
DC609		Switches dashboard connection		CA0001-01-P05 FW	FE0002
DC609		Switches dashboard connection		CA0055-01-P01 IN	FE0002
DC609		Switches dashboard connection		CA0001-01-P05 FW	FE0504
DC609		Switches dashboard connection		CA0055-01-P01 IN	FE0504
DC676		Steering wheel cable connection		CA0055-01-P01 IN	FE0002
DC77	S111	Dashbord / data acquisition wiring connection	for C.A.N. line	CA0001-01-P03 FW	FE0102
DC77	S111	Dashbord / data acquisition wiring connection	for C.A.N. line	CA0052-01-P01 RR	FE0102
DC78	S111	RH engine compartment/ data acquisition wiring connection	for C.A.N. line	CA0039-01-P02 RR	FE0102
DC78	S111	RH engine compartment/ data acquisition wiring connection	for C.A.N. line	CA0052-01-P01 RR	FE0102
DC79		Fire proof system connection		CA0001-01-P03 FW	
E On-board instruments					
EE01	A	Control panel (NQS)		CA0001-01-P05 FW	FE0501
EE01	B	Control panel (NQS)		CA0001-01-P05 FW	FE0002
EE01	B	Control panel (NQS)		CA0001-01-P05 FW	FE0102
EE01	B	Control panel (NQS)		CA0001-01-P05 FW	FE0501
EE01	C	Control panel (NQS)		CA0001-01-P05 FW	FE0002
EE01	C	Control panel (NQS)		CA0001-01-P05 FW	FE0802
EE01	D	Control panel (NQS)		CA0001-01-P05 FW	FE0101
F Optical/acoustic gauges					
FO04		Radiators fan light		CA0055-01-P01 IN	
FO05		Inner ventilating light		CA0055-01-P01 IN	FE0002
FO06		Rain light		CA0055-01-P01 IN	
G External lights components					
GO01	A	S101 Headlights unit	left-hand side	CA0013-01-P01 FW	FE0002
GO01	A	S102 Headlights unit	right-hand side	CA0013-01-P01 FW	FE0002
GO02		S101 Front, lateral direction indicator	left-hand side	CA0013-01-P01 FW	FE0002
GO02	S102	Front, lateral direction indicator	right-hand side	CA0013-01-P01 FW	FE0002
GO09		S101 Rear outer light	left-hand side	CA0039-02-P01 RR	FE0002
GO09	S102	Rear outer light	right-hand side	CA0039-02-P01 RR	FE0002
GO10		S101 Rear inner light	left-hand side	CA0039-02-P01 RR	FE0002
GO10	S102	Rear inner light	right-hand side	CA0039-02-P01 RR	FE0002
I Electric manual controls					
IO01	A	Steering column switch		CA0001-01-P06 FW	FE0002
IO01	C	Steering column switch		CA0001-01-P06 FW	FE0002
IO18		Reverse gear engagement control set		CA0025-01-P02 RR	FE0002
IO18		Reverse gear engagement control set		CA0025-01-P02 RR	FE0504
IO34		Gearshift control cluster on steering wheel		CA0001-01-P06 FW	FE0504
J Switches					
J016		Stop indicator switch		CA0001-01-P05 FW	FE0501
J021		Battery master switch		CA0001-01-P03 FW	FE0504
J042		Starter button		CA0055-01-P01 IN	FE0002
J042		Starter button		CA0055-01-P01 IN	FE0504
J045		Radiator fans control switch		CA0055-01-P01 IN	FE0002
J047		Rain switch light		CA0055-01-P01 IN	FE0002
J048		ASR button disabling		CA0055-01-P01 IN	FE0002
J049		Ventilation speed switch		CA0062-01-P01 IN	
K Various sensors and transmitters					
K005		Detonation sensor (cylinders 1-2)		CA0012-02-P02 RR	FE0802
K006		Detonation sensor (cylinders 3-4)		CA0012-02-P02 RR	FE0802
K007		Detonation sensor (cylinders 5-6)		CA0012-01-P01 RR	FE0802
K008		Detonation sensor (cylinders 7-8)		CA0012-01-P01 RR	FE0802
K009	A	S101 Stage sensor	left-hand side	CA0012-01-P01 RR	FE0802
K009	A	S102 Stage sensor	right-hand side	CA0012-02-P02 RR	FE0802
K009	B	S101 Stage sensor	left-hand side	CA0012-01-P01 RR	FE0802
K009	B	S102 Stage sensor	right-hand side	CA0012-02-P02 RR	FE0802
K010		S101 Front lambda sensor	left-hand side	CA0039-02-P01 RR	FE0802
K010		S102 Front lambda sensor	right-hand side	CA0039-01-P01 RR	FE0802
K012		S101 Air flow meter	left-hand side	CA0012-01-P01 RR	FE0802
K012		S102 Air flow meter	right-hand side	CA0012-02-P02 RR	FE0802
K013	A	S101 Stage variator	left-hand side	CA0012-01-P01 RR	FE0802
K013	A	S102 Stage variator	right-hand side	CA0012-02-P02 RR	FE0802
K013	B	S101 Stage variator	left-hand side	CA0012-01-P01 RR	FE0802
K013	B	S102 Stage variator	right-hand side	CA0012-02-P02 RR	FE0802
K014		S101 Engine rpm sensor	left-hand side	CA0012-01-P01 RR	FE0802
K014		S102 Engine rpm sensor	right-hand side	CA0012-02-P02 RR	FE0802
K015	B	Engine water temperature sensor		CA0001-01-P01 FW	FE0002
K015	C	Engine water temperature sensor		CA0012-02-P02 RR	FE0802
K016		Engine oil pressure sensor		CA0001-01-P01 FW	FE0002
K020	A	S101 Brake pad wear sensor	left-hand side	CA0001-01-P01 FW	FE0002
K020	A	S102 Brake pad wear sensor	right-hand side	CA0001-01-P02 FW	FE0002
K020	C	S101 Brake pad wear sensor	left-hand side	CA0038-01-P01 FW	FE0002
K020	C	S101 Brake pad wear sensor	left-hand side	CA0038-01-P01 FW	FE0501
K020	C	S102 Brake pad wear sensor	right-hand side	CA0038-01-P01 FW	FE0501
K020	D	S101 Brake pad wear sensor	left-hand side	CA0038-01-P01 FW	FE0501
K020	D	S102 Brake pad wear sensor	right-hand side	CA0038-01-P01 FW	FE0002

ID	D	Description	Zone	Cable	FD.
K020	D	\$I02 Brake pad wear sensor	right-hand side	CAC038-01-P01 FW	FE0501
K022		\$I01 Front wheel A.B.S. Sensor	left-hand side	CAC038-01-P01 FW	FE0501
K022		\$I02 Front wheel A.B.S. Sensor	right-hand side	CAC038-01-P01 FW	FE0501
K024		Yaw sensor		CAC052-01-P01 1N	FE0002
K026		Steering angle sensor		CAC001-01-P06 FW	FE0002
K026		Steering angle sensor		CAC001-01-P06 FW	FE0102
K026		Steering angle sensor		CAC038-01-P01 FW	FE0501
K030		Accelerator pedal sensor		CAC001-01-P03 FW	
K033		\$I01 Rear wheel A.B.S. Sensor	left-hand side	CAC038-01-P01 FW	FE0501
K033		\$I02 Rear wheel A.B.S. Sensor	right-hand side	CAC038-01-P01 FW	FE0501
K038		Clutch sensor		CAC025-01-P01 RR	FE0002
K038		Clutch sensor		CAC025-01-P01 RR	FE0504
K044		Gearbox sensor		CAC025-01-P01 RR	FE0002
K044		Gearbox sensor		CAC025-01-P01 RR	FE0504
K045		Pressure transducer		CAC025-01-P01 RR	FE0504
K049		Engine oil temperature sensor		CAC012-01-P01 RR	FE0002
K059		Finish line		CAC052-01-P01 1N	FE0002
K063		Radio control		CAC052-01-P01 1N	FE0002
L Electromagnets and solenoid valves					
L001		Air conditioner compressor electromagnet		CAC012-01-P01 RR	FE0002
L009		Clutch solenoid valve		CAC025-01-P01 RR	FE0002
L009		Clutch solenoid valve		CAC025-01-P01 RR	FE0504
L100	A	Gear selection solenoid valve, robotized gearbox		CAC025-01-P01 RR	FE0002
L100	A	Gear selection solenoid valve, robotized gearbox		CAC025-01-P01 RR	FE0504
L100	B	Gear selection solenoid valve, robotized gearbox		CAC025-01-P01 RR	FE0002
L100	B	Gear selection solenoid valve, robotized gearbox		CAC025-01-P01 RR	FE0504
L100	C	Gear selection solenoid valve, robotized gearbox		CAC025-01-P01 RR	FE0002
L100	C	Gear selection solenoid valve, robotized gearbox		CAC025-01-P01 RR	FE0504
L101	A	Gear engagement solenoid valve, robotized gearbox		CAC025-01-P01 RR	FE0002
L101	A	Gear engagement solenoid valve, robotized gearbox		CAC025-01-P01 RR	FE0504
L101	B	Gear engagement solenoid valve, robotized gearbox		CAC025-01-P01 RR	FE0002
L101	B	Gear engagement solenoid valve, robotized gearbox		CAC025-01-P01 RR	FE0504
L102		Solenoid valve for variable volume control		CAC012-02-P02 RR	FE0802
M Electronic devices					
MO05	A	\$I01 Engine control node (NCM)	left-hand side	CAC039-02-P02 RR	FE0002
MO05	A	\$I01 Engine control node (NCM)	left-hand side	CAC039-02-P02 RR	FE0102
MO05	A	\$I01 Engine control node (NCM)	left-hand side	CAC039-02-P01 RR	FE0802
MO05	A	\$I02 Engine control node (NCM)	right-hand side	CAC039-01-P02 RR	FE0002
MO05	A	\$I02 Engine control node (NCM)	right-hand side	CAC039-01-P02 RR	FE0102
MO05	A	\$I02 Engine control node (NCM)	right-hand side	CAC039-01-P02 RR	FE0501
MO05	A	\$I02 Engine control node (NCM)	right-hand side	CAC039-01-P02 RR	FE0504
MO05	A	\$I02 Engine control node (NCM)	right-hand side	CAC039-01-P02 RR	FE0802
MO05	B	\$I01 Engine control node (NCM)	left-hand side	CAC012-01-P01 RR	FE0802
MO05	B	\$I02 Engine control node (NCM)	right-hand side	CAC012-02-P02 RR	FE0802
MO06		Brake system node (NFR)		CAC038-01-P01 FW	FE0002
MO06		Brake system node (NFR)		CAC038-01-P01 FW	FE0102
MO06		Brake system node (NFR)		CAC038-01-P01 FW	FE0501
MO18	A	Robotized gearbox node (NCR)		CAC025-01-P02 RR	FE0002
MO18	A	Robotized gearbox node (NCR)		CAC025-01-P02 RR	FE0102
MO18	A	Robotized gearbox node (NCR)		CAC025-01-P02 RR	FE0504
MO18	B	Robotized gearbox node (NCR)		CAC025-01-P02 RR	FE0504
MO30		Direction indicators flash light		CAC001-01-P04 FW	FE0002
MO31	A + B	Windscreen wiper timer		CAC001-01-P04 FW	FE0002
MO43		Data equipment unit		CAC052-01-P01 1N	FE0002
MO48	A	Air ventilation node		CAC001-01-P04 FW	FE0002
MO48	B	Air ventilation node		CAC001-01-P04 FW	FE0002
N Relays and remote control switches					
NO05		F1 robotized gearbox pump relay		CAC040-01-P02 RR	FE0504
NO06		\$I01 Engine cooling electric fan's relay	left-hand side	CAC013-01-P01 FW	FE0001
NO06		\$I02 Engine cooling electric fan's relay	right-hand side	CAC013-01-P01 FW	FE0001
P Electric motors					
PO05		Windscreen washer electric pump		CAC013-01-P01 FW	FE0002
PO13		\$I02 Fuel motor pump	right-hand side	CAC039-01-P01 RR	FE0002
PO14		\$I01 Motor driven throttle	left-hand side	CAC012-01-P01 RR	FE0802
PO14		\$I02 Motor driven throttle	right-hand side	CAC012-02-P02 RR	FE0802
PO15		Windscreen wiper		CAC001-01-P01 FW	FE0002
PO16		\$I01 Engine cooling electric fan	left-hand side	CAC013-01-P01 FW	FE0002
PO16		\$I02 Engine cooling electric fan	right-hand side	CAC013-01-P01 FW	FE0002
PO30		Gearbox oil motor pump		CAC025-01-P01 RR	FE0504
PO40		\$I01 Fuel oil motor pump with integrated level sensor	left-hand side	CAC039-02-P01 RR	FE0002
Q Resistors					
QO05		\$I01 Fuel pump resistor	right-hand side	CAC039-02-P01 RR	FE0802
QO05		\$I02 Fuel pump resistor	right-hand side	CAC039-01-P01 RR	FE0802
QO08		Gear selection/engagement potentiometer		CAC025-01-P01 RR	FE0504
QO09		Resistor		CAC039-02-P02 RR	FE0102
QO09		Resistor		CAC038-01-P01 FW	FE0102
T Various connected devices					
TO04		\$I03 Electro-injector	cylinder 1	CAC012-02-P02 RR	FE0802
TO04		\$I04 Electro-injector	cylinder 2	CAC012-02-P02 RR	FE0802
TO04		\$I05 Electro-injector	cylinder 3	CAC012-02-P02 RR	FE0802
TO04		\$I06 Electro-injector	cylinder 4	CAC012-02-P02 RR	FE0802
TO04		\$I07 Electro-injector	cylinder 5	CAC012-01-P01 RR	FE0802
TO04		\$I08 Electro-injector	cylinder 6	CAC012-01-P01 RR	FE0802
TO04		\$I09 Electro-injector	cylinder 7	CAC012-01-P01 RR	FE0802
TO04		\$I10 Electro-injector	cylinder 8	CAC012-01-P01 RR	FE0802
TO05		\$I03 Coil	cylinder 1	CAC012-02-P01 RR	FE0002
TO05		\$I03 Coil	cylinder 1	CAC012-02-P02 RR	FE0802
TO05		\$I04 Coil	cylinder 2	CAC012-02-P01 RR	FE0002
TO05		\$I04 Coil	cylinder 2	CAC012-02-P02 RR	FE0802
TO05		\$I05 Coil	cylinder 3	CAC012-02-P01 RR	FE0002
TO05		\$I05 Coil	cylinder 3	CAC012-02-P02 RR	FE0802
TO05		\$I06 Coil	cylinder 4	CAC012-02-P01 RR	FE0002
TO05		\$I06 Coil	cylinder 4	CAC012-02-P02 RR	FE0802
TO05		\$I07 Coil	cylinder 5	CAC012-01-P01 RR	FE0002
TO05		\$I07 Coil	cylinder 5	CAC012-01-P01 RR	FE0802
TO05		\$I08 Coil	cylinder 6	CAC012-01-P01 RR	FE0002
TO05		\$I08 Coil	cylinder 6	CAC012-01-P01 RR	FE0802
TO05		\$I09 Coil	cylinder 7	CAC012-01-P01 RR	FE0002
TO05		\$I09 Coil	cylinder 7	CAC012-01-P01 RR	FE0802
TO05		\$I10 Coil	cylinder 8	CAC012-01-P01 RR	FE0002
TO05		\$I10 Coil	cylinder 8	CAC012-01-P01 RR	FE0802
TO24		Services		CAC055-01-P01 1N	FE0002
V Diagnostics connectors					
VO01	D	Diagnostics connector		CAC001-01-P05 FW	FE0002
VO01	N	Diagnostics connector		CAC038-01-P01 FW	FE0501
VO01	P	Diagnostics connector		CAC038-01-P01 FW	FE0002
VO01	P	Diagnostics connector		CAC038-01-P01 FW	FE0501

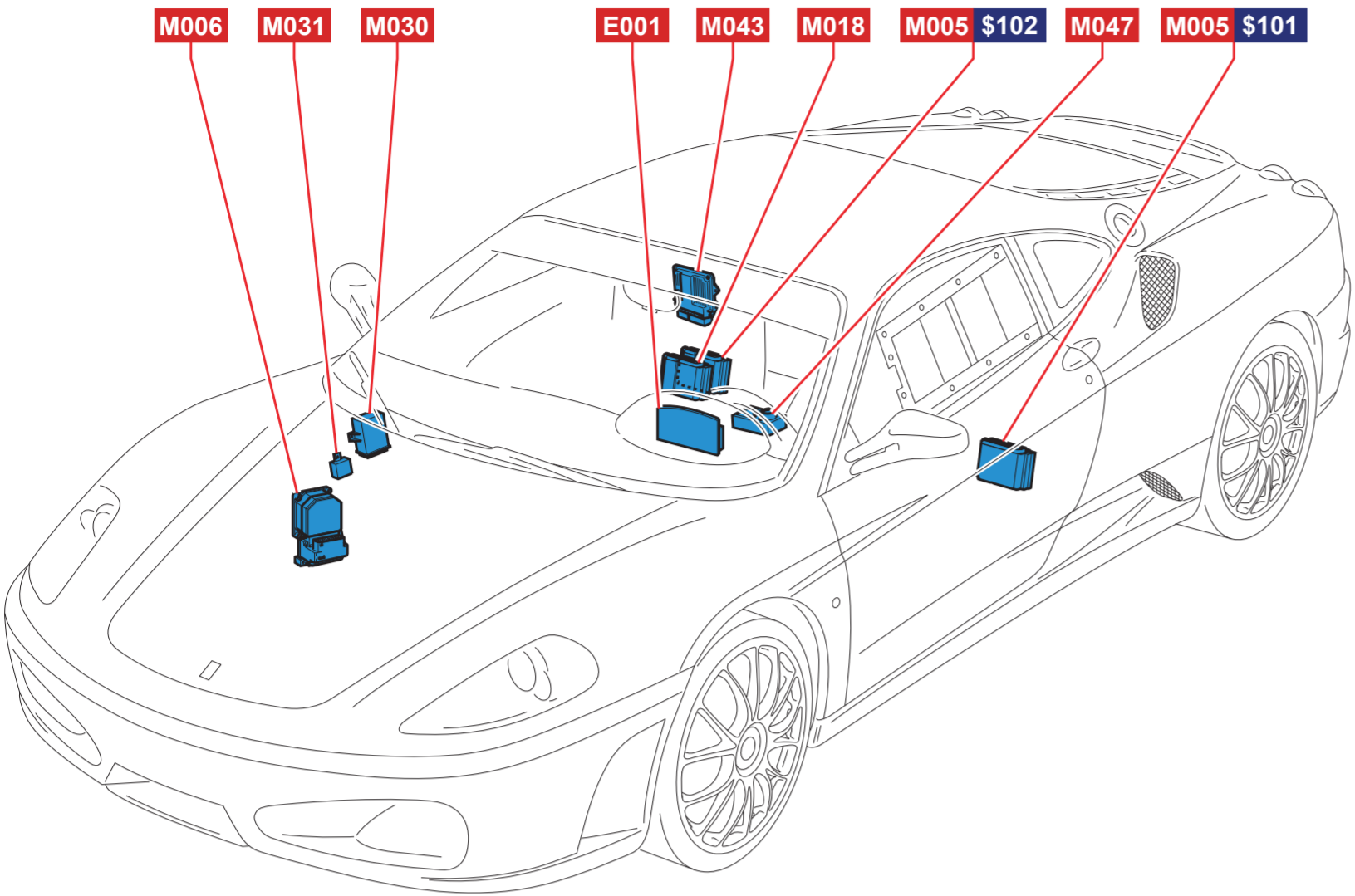
[illegible]

	\$101	Engine compartment/ rear wiring connection	left-hand side	CA0039-01-P02 RR	FE0102
	\$101	Engine compartment/ rear wiring connection	left-hand side	CA0040-01-P02 RR	FE0504
	\$101	Engine compartment/ rear wiring connection	left-hand side	CA0039-02-P02 RR	FE0504
	\$101	Engine compartment/ rear wiring connection	left-hand side	CA0040-01-P01 RR	FE0802
	\$101	Engine compartment/ rear wiring connection	left-hand side	CA0039-02-P02 RR	FE0802
	\$102	Engine compartment/ rear wiring connection	right-hand side	CA0040-01-P03 RR	FE0501
	\$102	Engine compartment/ rear wiring connection	right-hand side	CA0039-01-P02 RR	FE0501
	\$102	Engine compartment/ rear wiring connection	right-hand side	CA0040-01-P03 RR	FE0504
	\$102	Engine compartment/ rear wiring connection	right-hand side	CA0039-01-P02 RR	FE0504
	\$102	Engine compartment/ rear wiring connection	right-hand side	CA0040-01-P01 RR	FE0802
	\$102	Engine compartment/ rear wiring connection	right-hand side	CA0039-01-P02 RR	FE0802
	\$102	Engine compartment/ rear wiring connection	right-hand side	CA0039-02-P02 RR	FE0102
		LH engine compartment/ RH engine compartment wiring connection		CA0039-01-P02 RR	FE0102
		LH engine compartment/ RH engine compartment wiring connection		CA0039-01-P02 RR	FE0802
A	\$111	Dashboard/ engine compartment wiring connection	for C.A.N. line	CA0001-01-P03 FW	FE0102
A	\$111	Dashboard/ engine compartment wiring connection	for C.A.N. line	CA0039-02-P02 RR	FE0102
		Dashboard/ FI electronically-controlled gearbox wiring connection		CA0001-01-P03 FW	FE0102
		Dashboard/ FI electronically-controlled gearbox wiring connection		CA0025-01-P02 RR	FE0102

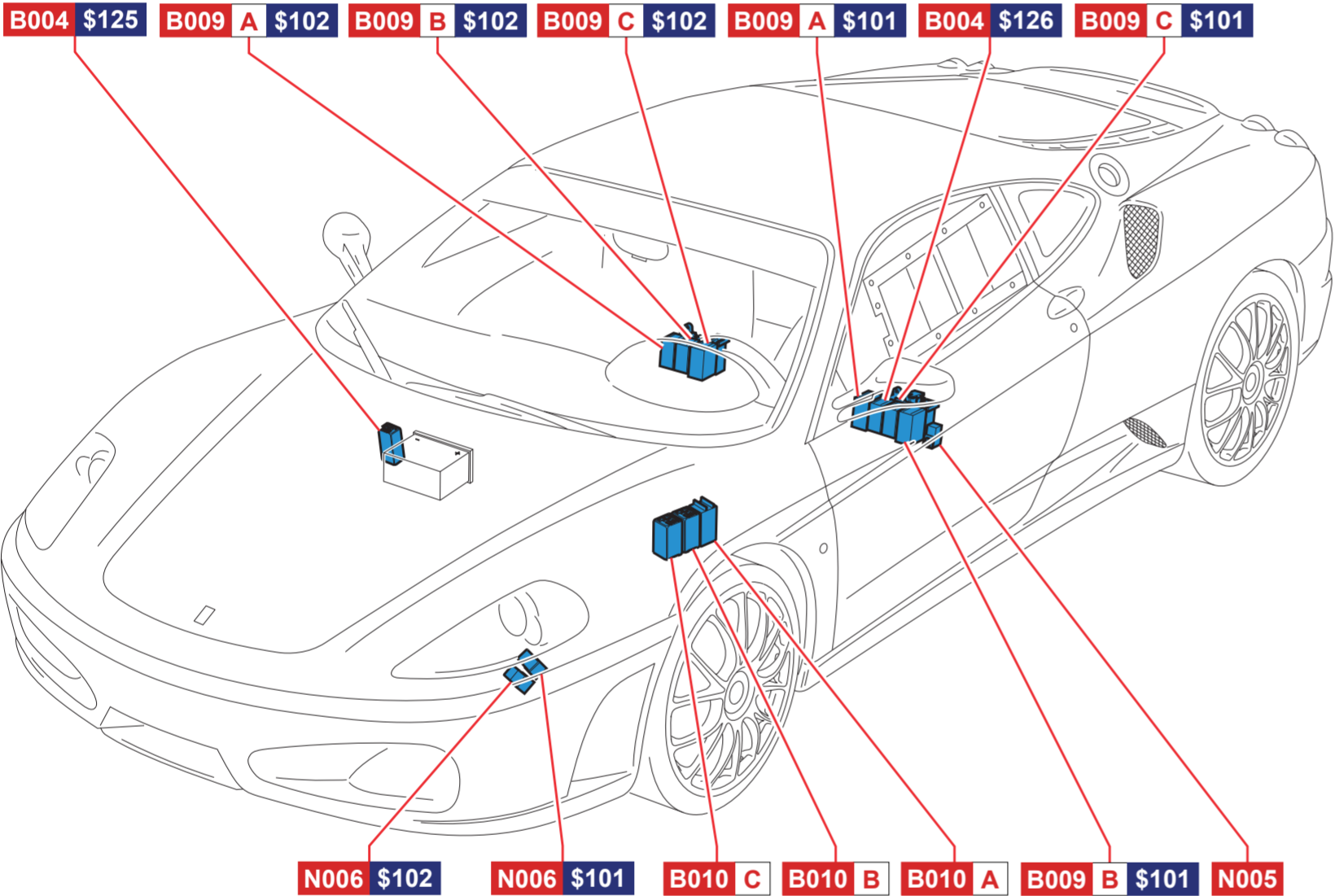
K009	A	\$102	Stage sensor	right-hand side	CA0012-02-P02 RR	FE08
K009	B	\$101	Stage sensor	left-hand side	CA0012-01-P01 RR	FE08
K009	B	\$102	Stage sensor	right-hand side	CA0012-02-P02 RR	FE08
K010		\$101	Front lambda sensor	left-hand side	CA0039-02-P01 RR	FE08
K010		\$102	Front lambda sensor	right-hand side	CA0039-01-P01 RR	FE08
K012		\$101	Air flow meter	left-hand side	CA0012-01-P01 RR	FE08
K012		\$102	Air flow meter	right-hand side	CA0012-02-P02 RR	FE08
K013	A	\$101	Stage variator	left-hand side	CA0012-01-P01 RR	FE08
K013	A	\$102	Stage variator	right-hand side	CA0012-02-P02 RR	FE08
K013	B	\$101	Stage variator	left-hand side	CA0012-01-P01 RR	FE08
K013	B	\$102	Stage variator	right-hand side	CA0012-02-P02 RR	FE08
K014		\$101	Engine rpm sensor	left-hand side	CA0012-01-P01 RR	FE08
K014		\$102	Engine rpm sensor	right-hand side	CA0012-02-P02 RR	FE08
K015	B		Engine water temperature sensor		CA0001-01-P01 FW	FE00
K015	C		Engine water temperature sensor		CA0012-02-P02 RR	FE08
K016			Engine oil pressure sensor		CA0012-01-P01 RR	FE00
K020	A	\$101	Brake pad wear sensor	left-hand side	CA0001-01-P01 FW	FE00
K020	A	\$102	Brake pad wear sensor	right-hand side	CA0001-01-P02 FW	FE00
K020	C	\$101	Brake pad wear sensor	left-hand side	CA0038-01-P01 FW	FE00
K020	C	\$101	Brake pad wear sensor	left-hand side	CA0038-01-P01 FW	FE00
K020	C	\$102	Brake pad wear sensor	right-hand side	CA0038-01-P01 FW	FE00
K020	D	\$101	Brake pad wear sensor	left-hand side	CA0038-01-P01 FW	FE00
K020	D	\$102	Brake pad wear sensor	right-hand side	CA0038-01-P01 FW	FE00

TO05	\$104	Coil	cylinder 2	CAC012-02-P01 RR	FE0002	
TO05	\$104	Coil	CAC012-02-P02 RR	FE0802		
TO05	\$105	Coil	cylinder 3	CAC012-02-P01 RR	FE0002	
TO05	\$105	Coil	cylinder 3	CAC012-02-P02 RR	FE0802	
TO05	\$106	Coil	cylinder 4	CAC012-02-P01 RR	FE0002	
TO05	\$106	Coil	cylinder 4	CAC012-02-P02 RR	FE0802	
TO05	\$107	Coil	cylinder 5	CAC012-01-P01 RR	FE0002	
TO05	\$107	Coil	cylinder 5	CAC012-01-P01 RR	FE0802	
TO05	\$108	Coil	cylinder 6	CAC012-01-P01 RR	FE0002	
TO05	\$108	Coil	cylinder 6	CAC012-01-P01 RR	FE0802	
TO05	\$109	Coil	cylinder 7	CAC012-01-P01 RR	FE0002	
TO05	\$109	Coil	cylinder 7	CAC012-01-P01 RR	FE0802	
TO05	\$110	Coil	cylinder 8	CAC012-01-P01 RR	FE0002	
TO05	\$110	Coil	cylinder 8	CAC012-01-P01 RR	FE0802	
TO24		Services		CAC055-01-P01 IN	FE0002	
V						
Diagnostics connectors						
V001	D	Diagnostics connector			CAC001-01-P05 FW	FE0002
V001	N	Diagnostics connector			CAC038-01-P01 FW	FE0501
V001	P	Diagnostics connector			CAC038-01-P01 FW	FE0002
V001	P	Diagnostics connector			CAC038-01-P01 FW	FE0501

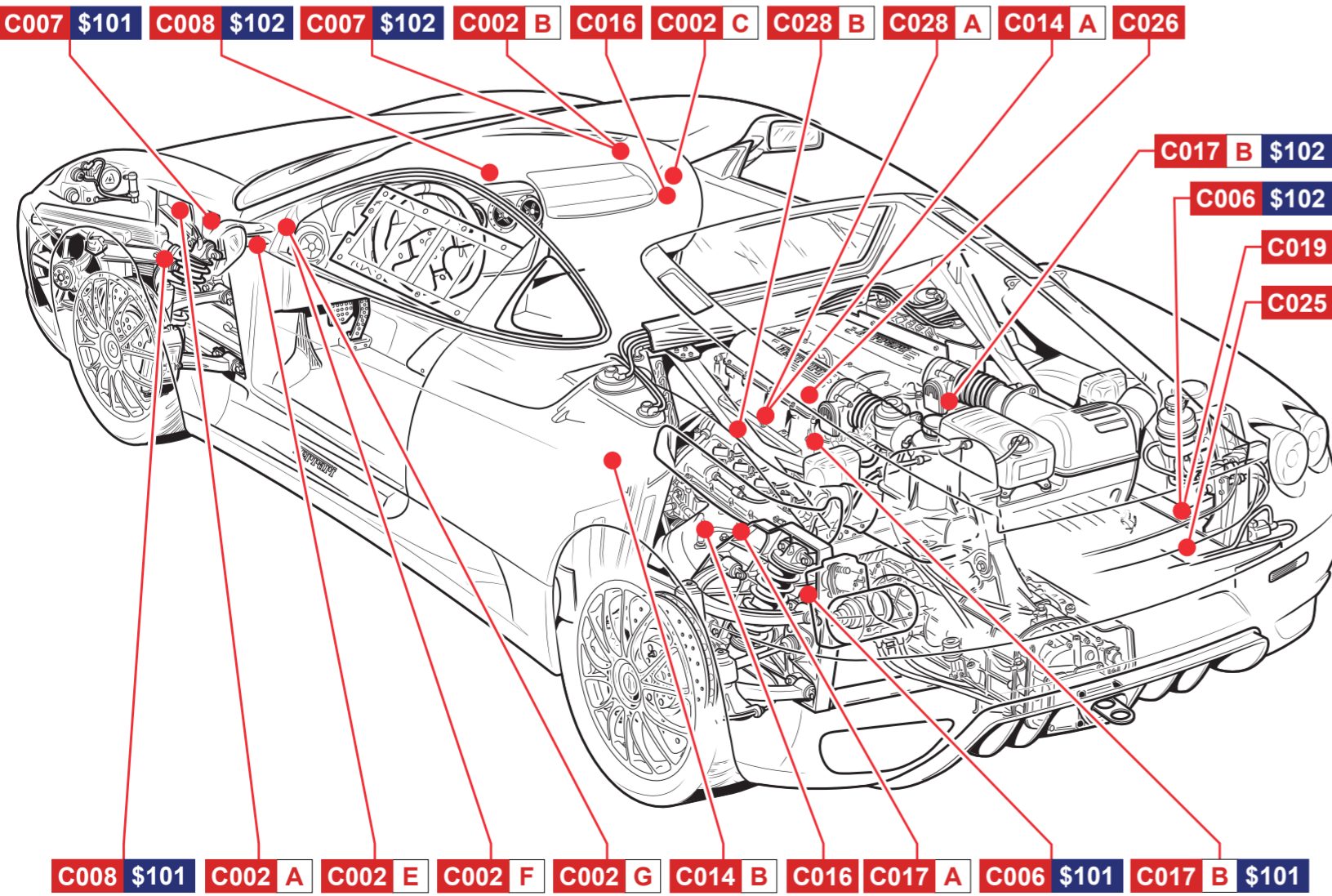
ECU



FUSE

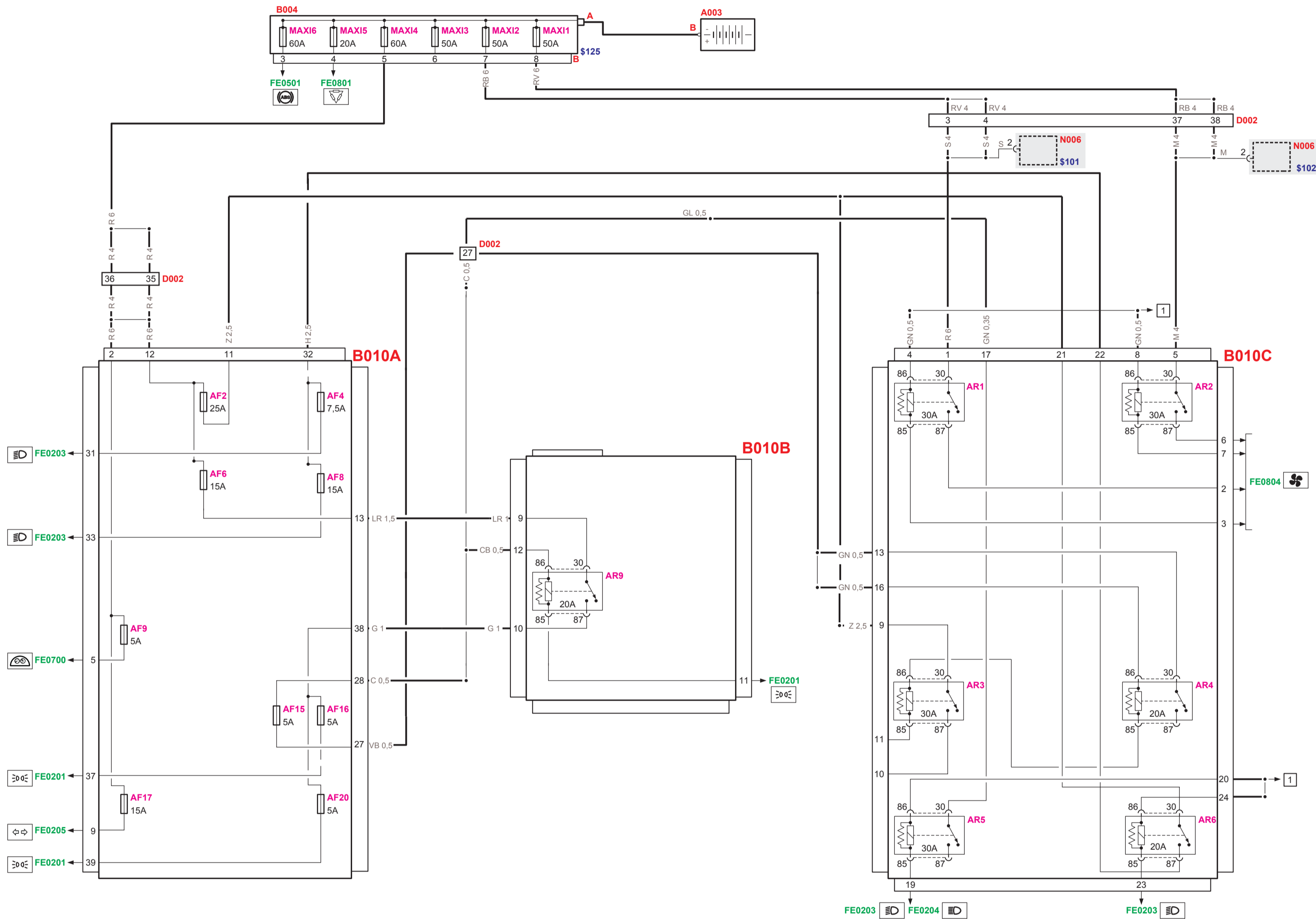
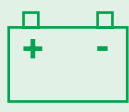


GROUND

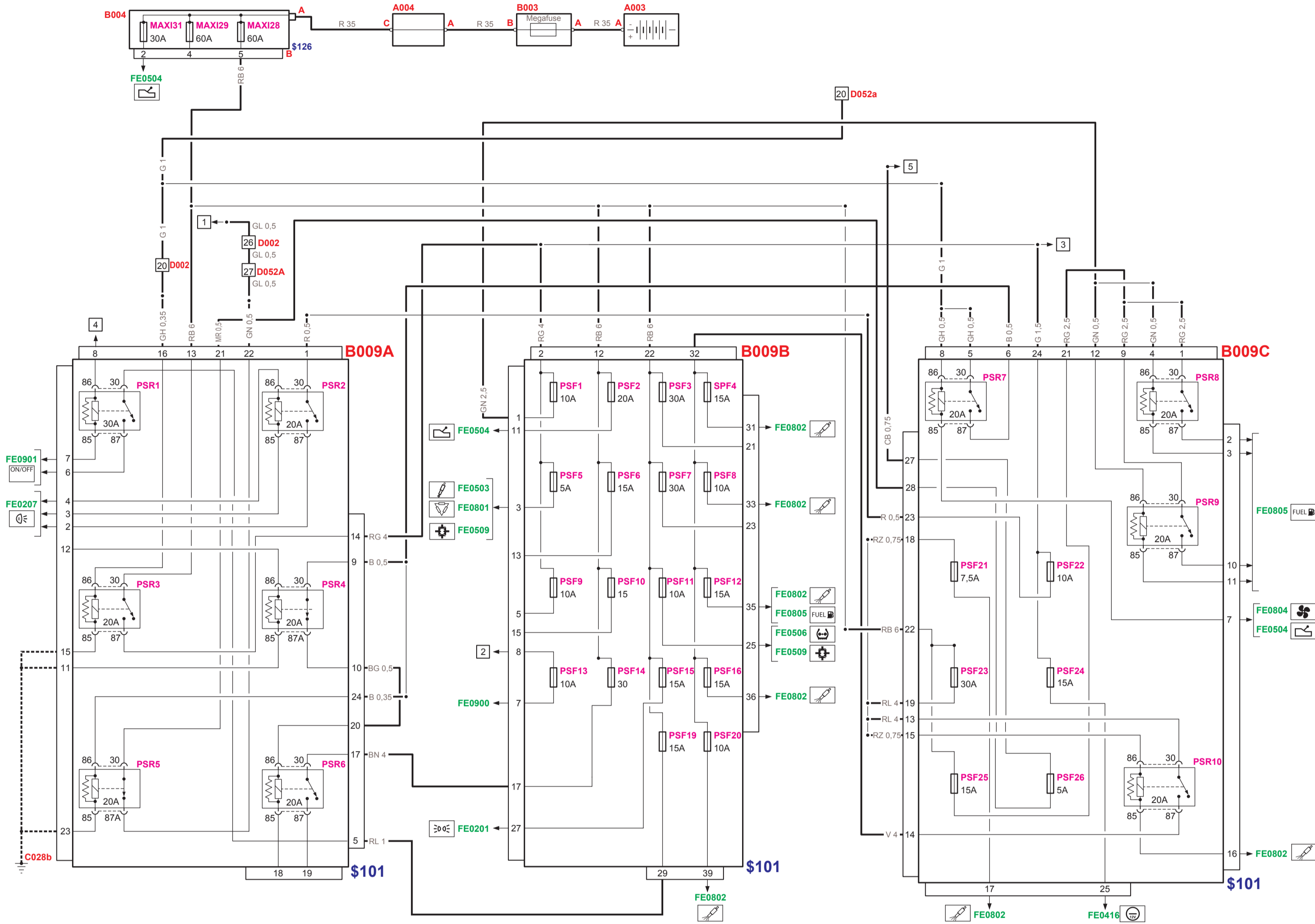
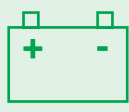


Legenda

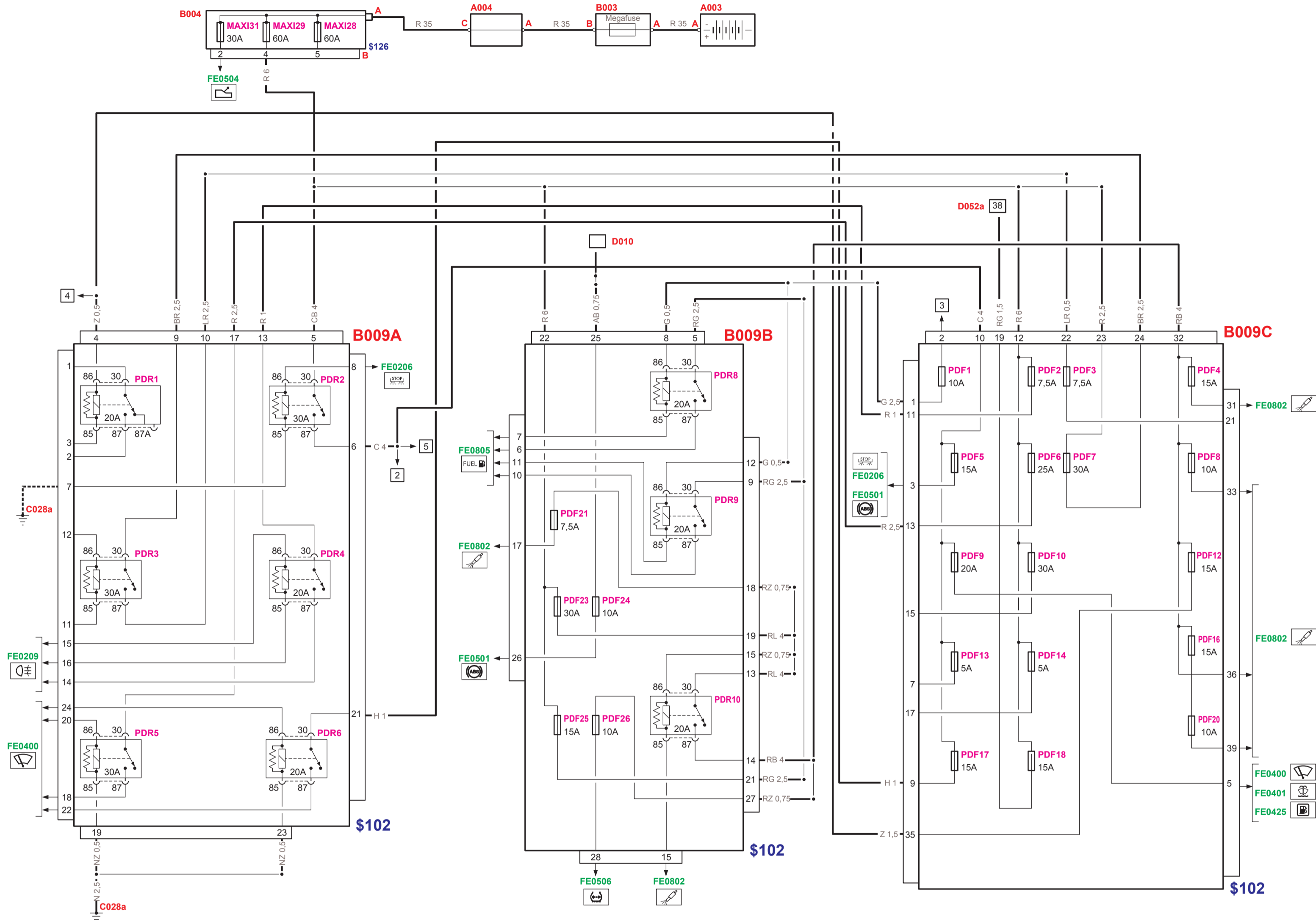
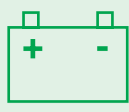
Code		Description	Zone	Cable	F.D.
B					
B004	A	\$126 Fuses ecu (MAXI FUSE)	rear side	CA0040-01-P02 RR	FE0001
B004	A	\$126 Fuses ecu (MAXI FUSE)	rear	CA0040-01-P02 RR	FE0504
B004	B	\$125 Fuses ecu (MAXI FUSE)	front	CA0001-01-P04 FW	FE0501
B004	B	\$126 Fuses ecu (MAXI FUSE)	front side	CA0040-01-P02 RR	FE0001
B009	A	\$101 Rear wiring branching ECU	left-hand side	CA0040-01-P02 RR	FE0001
B009	A	\$101 Rear wiring branching ECU	left-hand side	CA0040-01-P02 RR	FE0002
B009	A	\$101 Rear wiring branching ECU	left-hand side	CA0040-01-P02 RR	FE0504
B009	A	\$102 Rear wiring branching ECU	right-hand side	CA0040-01-P03 RR	FE0001
B009	A	\$102 Rear wiring branching ECU	right-hand side	CA0040-01-P03 RR	FE0002
B009	B	\$101 Rear wiring branching ECU	left-hand side	CA0040-01-P02 RR	FE0001
B009	B	\$101 Rear wiring branching ECU	left-hand side	CA0040-01-P02 RR	FE0504
B009	B	\$101 Rear wiring branching ECU	left-hand side	CA0040-01-P02 RR	FE0802
B009	B	\$102 Rear wiring branching ECU	right-hand side	CA0040-01-P03 RR	FE0001
B009	B	\$102 Rear wiring branching ECU	right-hand side	CA0040-01-P03 RR	FE0501
B009	B	\$102 Rear wiring branching ECU	right-hand side	CA0040-01-P03 RR	FE0802
B009	C	\$101 Rear wiring branching ECU	left-hand side	CA0040-01-P02 RR	FE0001
B009	C	\$101 Rear wiring branching ECU	left-hand side	CA0040-01-P02 RR	FE0504
B009	C	\$101 Rear wiring branching ECU	left-hand side	CA0040-01-P02 RR	FE0802
B009	C	\$102 Rear wiring branching ECU	right-hand side	CA0040-01-P03 RR	FE0001
B009	C	\$102 Rear wiring branching ECU	right-hand side	CA0040-01-P03 RR	FE0501
B009	C	\$102 Rear wiring branching ECU	right-hand side	CA0040-01-P03 RR	FE0802
B010	A	Front wiring branching ECU		CA0013-01-P01 FW	FE0001
B010	A	Front wiring branching ECU		CA0013-01-P01 FW	FE0501
B010	A	Front wiring branching ECU		CA0013-01-P01 FW	FE0504
B010	B	Front wiring branching ECU		CA0013-01-P01 FW	FE0001
B010	B	Front wiring branching ECU		CA0013-01-P01 FW	FE0504
B010	C	Front wiring branching ECU		CA0013-01-P01 FW	FE0001
B011		Fuse for passenger compartment electric fan		CA0062-01-P01 FW	
C					
Earths					
C002	A	Dashboard wiring earth node		CA0001-01-P01 FW	FE0002
C002	A	Dashboard wiring earth node		CA0001-01-P01 FW	FE0501
C002	B	Dashboard wiring earth node		CA0001-01-P02 FW	FE0504
C002	C	Dashboard wiring earth node		CA0001-01-P04 FW	FE0002
C002	E	Dashboard wiring earth node		CA0001-01-P06 FW	FE0002
C002	F	Dashboard wiring earth node		CA0001-01-P06 FW	FE0002
C002	G	Dashboard wiring earth node		CA0001-01-P06 FW	FE0002
C002	G	Dashboard wiring earth node		CA0001-01-P06 FW	FE0501
C002	G	Dashboard wiring earth node		CA0001-01-P06 FW	FE0504
C006		\$101 Earth on engine	left-hand side	CA0039-02-P01 RR	FE0002
C006		\$102 Injection system earth	right-hand side	CA0039-01-P01 RR	FE0002
C006		\$102 Injection system earth	right-hand side	CA0039-01-P01 RR	FE0504
C006		\$102 Injection system earth	right-hand side	CA0039-01-P01 RR	FE0802
C006		\$102 Injection system earth	right-hand side	CA0039-01-P01 RR	FE0802
C007		\$101 A.B.S. System earth	left-hand side	CA0038-01-P01 FW	FE0501
C007		\$102 A.B.S. System earth	right-hand side	CA0038-01-P01 FW	FE0501
C008		\$101 Front wiring earth	left-hand side	CA0013-01-P01 FW	FE0002
C008		\$102 Front wiring earth	right-hand side	CA0013-01-P01 FW	FE0002
C014	A	Robotized gearbox node earth		CA0025-01-P02 RR	FE0002
C014	A	Robotized gearbox node earth		CA0025-01-P02 RR	FE0504
C014	B	Robotized gearbox node earth		CA0025-01-P02 RR	FE0002
C014	B	Robotized gearbox node earth		CA0025-01-P02 RR	FE0504
C017	B	\$101 Earth on engine	left-hand side	CA0012-01-P01 RR	FE0002
C017	B	\$101 Earth on engine	left-hand side	CA0012-01-P01 RR	FE0802
C017	B	\$102 Earth on engine	right-hand side	CA0012-02-P01 RR	FE0002
C017	B	\$102 Earth on engine	right-hand side	CA0012-02-P02 RR	FE0802
C019		Gearbox oil motor pump's earth		CA0025-01-P01 RR	FE0002
C019		Gearbox oil motor pump's earth		CA0025-01-P01 RR	FE0504
C026		Electronically-controlled gearbox wiring earth		CA0025-01-P02 RR	FE0002
C026		Electronically-controlled gearbox wiring earth		CA0025-01-P02 RR	FE0504
C028	A	Rear wiring earth		CA0040-01-P03 RR	FE0002
C028	A	Rear wiring earth		CA0040-01-P03 RR	FE0802
C028	B	Rear wiring earth		CA0040-01-P02 RR	FE0001
C028	B	Rear wiring earth		CA0040-01-P02 RR	FE0002
E					
On-board instruments					
E001	A	Control panel (NQS)		CA0001-01-P05 FW	FE0501
E001	B	Control panel (NQS)		CA0001-01-P05 FW	FE0002
E001	B	Control panel (NQS)		CA0001-01-P05 FW	FE0102
E001	B	Control panel (NQS)		CA0001-01-P05 FW	FE0501
E001	C	Control panel (NQS)		CA0001-01-P05 FW	FE0002
E001	C	Control panel (NQS)		CA0001-01-P05 FW	FE0802
E001	D	Control panel (NQS)		CA0001-01-P05 FW	FE0101
M					
Electronic devices					
M005	A	\$101 Engine control node (NCM)	left-hand side	CA0039-02-P02 RR	FE0002
M005	A	\$101 Engine control node (NCM)	left-hand side	CA0039-02-P02 RR	FE0102
M005	A	\$101 Engine control node (NCM)	left-hand side	CA0039-02-P01 RR	FE0802
M005	A	\$102 Engine control node (NCM)	right-hand side	CA0039-01-P02 RR	FE0002
M005	A	\$102 Engine control node (NCM)	right-hand side	CA0039-01-P02 RR	FE0102
M005	A	\$102 Engine control node (NCM)	right-hand side	CA0039-01-P02 RR	FE0501
M005	A	\$102 Engine control node (NCM)	right-hand side	CA0039-01-P02 RR	FE0504
M005	A	\$102 Engine control node (NCM)	right-hand side	CA0039-01-P02 RR	FE0802
M005	B	\$101 Engine control node (NCM)	left-hand side	CA0012-01-P01 RR	FE0802
M005	B	\$102 Engine control node (NCM)	right-hand side	CA0012-02-P02 RR	FE0802
M006		Brake system node (NFR)		CA0038-01-P01 FW	FE0002
M006		Brake system node (NFR)		CA0038-01-P01 FW	FE0102
M006		Brake system node (NFR)		CA0038-01-P01 FW	FE0501
M018	A	Robotized gearbox node (NCR)		CA0025-01-P02 RR	FE0002
M018	A	Robotized gearbox node (NCR)		CA0025-01-P02 RR	FE0102
M018	A	Robotized gearbox node (NCR)		CA0025-01-P02 RR	FE0504
M018	B	Robotized gearbox node (NCR)		CA0025-01-P02 RR	FE0501
M018	B	Robotized gearbox node (NCR)		CA0025-01-P02 RR	FE0504
M030		Direction indicators flash light		CA0001-01-P04 FW	FE0002
M031	A + B	Windscreen wiper timer		CA0001-01-P04 FW	FE0002
M043		Data acquirement unit		CA0052-01-P01 IN	FE0002
M048	A	Air ventilation node		CA0001-01-P04 FW	FE0002
M048	B	Air ventilation node		CA0001-01-P04 FW	FE0002
N					
Relays and remote control switches					
N005		F1 robotized gearbox pump relay		CA0040-01-P02 RR	FE0504
N006		\$101 Engine cooling electric fan's relay	left-hand side	CA0013-01-P01 FW	FE0001



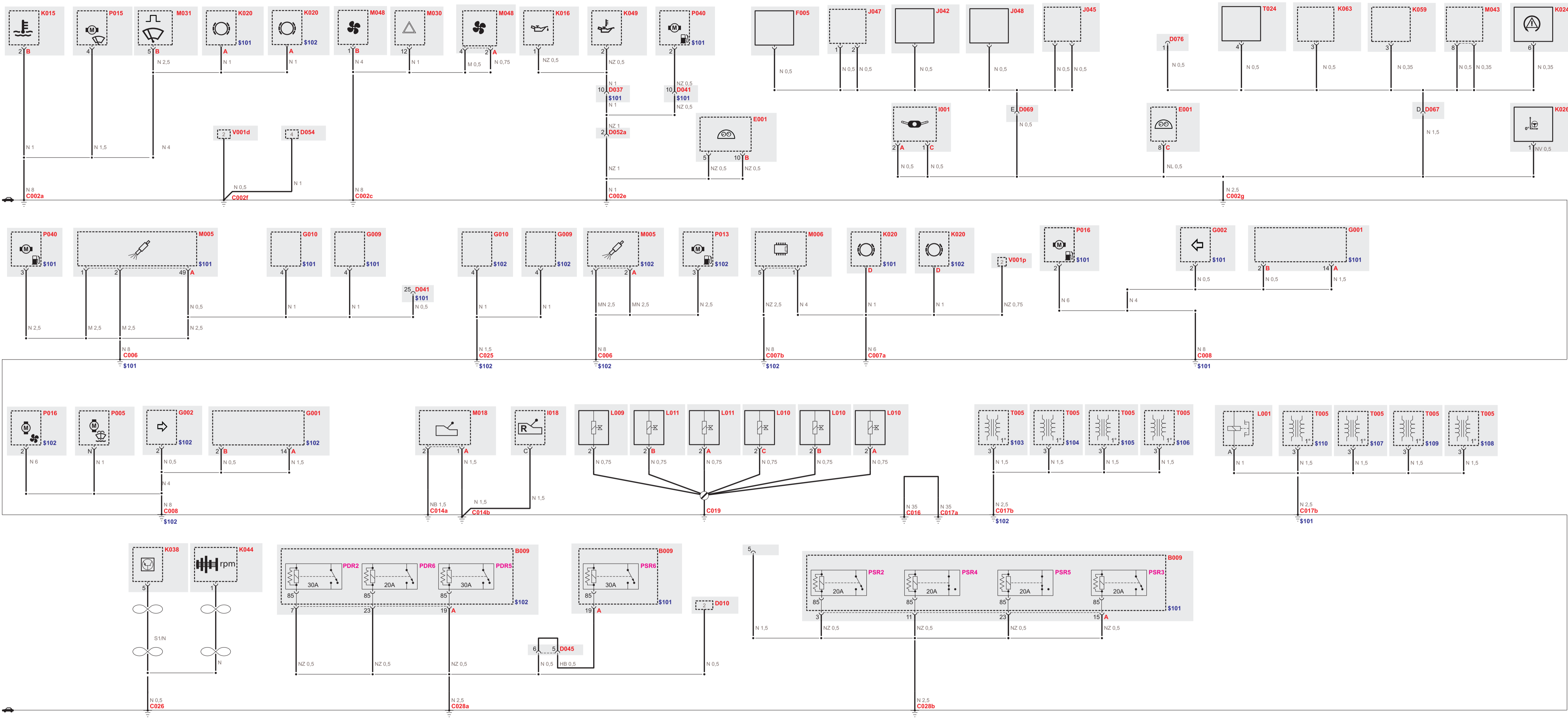
CODE	DESCRIPTION	ZONE	CABLE
A003	Battery positive		CA0057-01-P01 IN
A004	Branch terminal board		CA0058-01-P02 IN
B004	A \$126 Fuses ecu (MAXI FUSE)	rear side	CA0040-01-P02 RR
B004	B \$126 Fuses ecu (MAXI FUSE)	front side	CA0040-01-P02 RR
B009	A \$101 Rear wiring branching ECU	left-hand side	CA0040-01-P02 RR
B009	A \$102 Rear wiring branching ECU	right-hand side	CA0040-01-P03 RR
B009	B \$101 Rear wiring branching ECU	left-hand side	CA0040-01-P02 RR
B009	B \$102 Rear wiring branching ECU	right-hand side	CA0040-01-P03 RR
B009	C \$101 Rear wiring branching ECU	left-hand side	CA0040-01-P02 RR
B009	C \$102 Rear wiring branching ECU	right-hand side	CA0040-01-P03 RR
B010	A Front wiring branching ECU		CA0013-01-P01 FW
B010	B Front wiring branching ECU		CA0013-01-P01 FW
B010	C Front wiring branching ECU		CA0013-01-P01 FW
C028	B Rear wiring earth		CA0040-01-P02 RR
D002	Dashboard/front side wiring connection		CA0001-01-P01 FW
D002	Dashboard/front side wiring connection		CA0013-01-P01 FW
D052	A Dashboard/rear wiring connection		CA0040-01-P01 RR
D052	A Dashboard/rear wiring connection		CA0001-01-P03 FW
N006	\$101 Engine cooling electric fan's relay	left-hand side	CA0013-01-P01 FW
N006	\$102 Engine cooling electric fan's relay	right-hand side	CA0013-01-P01 FW



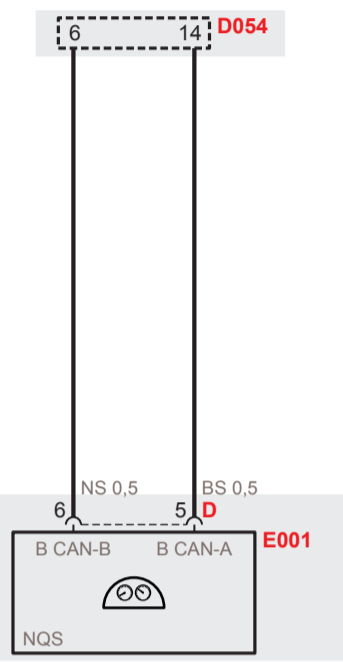
CODE	DESCRIPTION	ZONE	CABLE
A003	Battery positive		CA0057-01-P01 IN
A004	Branch terminal board		CA0058-01-P02 IN
B004	A \$126 Fuses ecu (MAXI FUSE)	rear side	CA0040-01-P02 RR
B004	B \$126 Fuses ecu (MAXI FUSE)	front side	CA0040-01-P02 RR
B009	A \$101 Rear wiring branching ECU	left-hand side	CA0040-01-P02 RR
B009	A \$102 Rear wiring branching ECU	right-hand side	CA0040-01-P03 RR
B009	B \$101 Rear wiring branching ECU	left-hand side	CA0040-01-P02 RR
B009	B \$102 Rear wiring branching ECU	right-hand side	CA0040-01-P03 RR
B009	C \$101 Rear wiring branching ECU	left-hand side	CA0040-01-P02 RR
B009	C \$102 Rear wiring branching ECU	right-hand side	CA0040-01-P03 RR
B010	A Front wiring branching ECU		CA0013-01-P01 FW
B010	B Front wiring branching ECU		CA0013-01-P01 FW
B010	C Front wiring branching ECU		CA0013-01-P01 FW
C028	B Rear wiring earth		CA0040-01-P02 RR
D002	Dashboard/front side wiring connection		CA0001-01-P01 FW
D002	Dashboard/front side wiring connection		CA0013-01-P01 FW
D052	A Dashboard/rear wiring connection		CA0040-01-P01 RR
D052	A Dashboard/rear wiring connection		CA0001-01-P03 FW
NC06	\$101 Engine cooling electric fan's relay	left-hand side	CA0013-01-P01 FW
NC06	\$102 Engine cooling electric fan's relay	right-hand side	CA0013-01-P01 FW



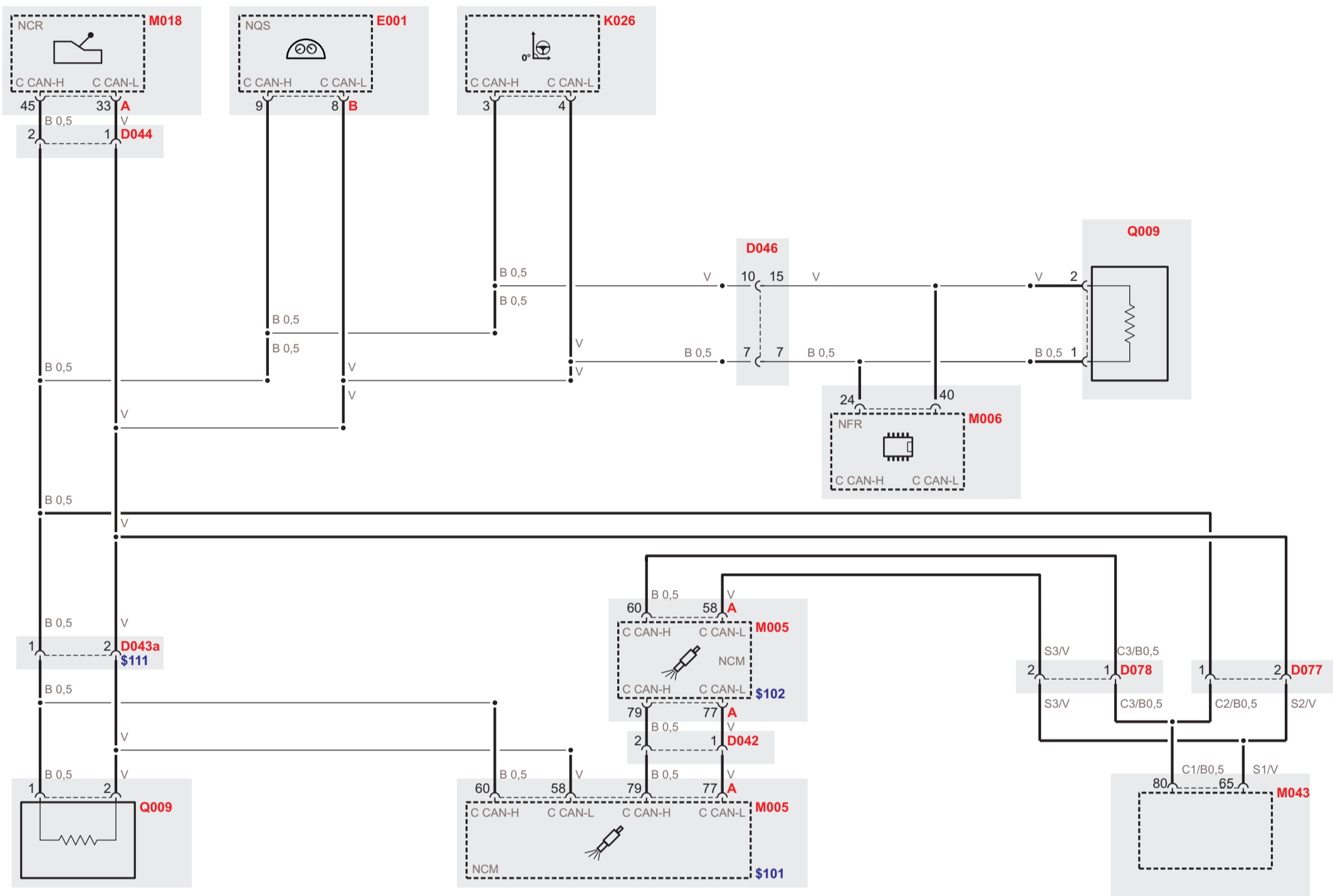
CODE	DESCRIPTION	ZONE	CABLE
A003	Battery positive		CA0057-01-P01 IN
A004	Branch terminal board		CA0058-01-P02 IN
B004	A \$126 Fuses ecu (MAXI FUSE)	rear side	CA0040-01-P02 RR
B004	B \$126 Fuses ecu (MAXI FUSE)	front side	CA0040-01-P02 RR
B009	A \$101 Rear wiring branching ECU	left-hand side	CA0040-01-P02 RR
B009	A \$102 Rear wiring branching ECU	right-hand side	CA0040-01-P03 RR
B009	B \$101 Rear wiring branching ECU	left-hand side	CA0040-01-P02 RR
B009	B \$102 Rear wiring branching ECU	right-hand side	CA0040-01-P03 RR
B009	C \$101 Rear wiring branching ECU	left-hand side	CA0040-01-P02 RR
B009	C \$102 Rear wiring branching ECU	right-hand side	CA0040-01-P03 RR
B010	A Front wiring branching ECU		CA0013-01-P01 FW
B010	B Front wiring branching ECU		CA0013-01-P01 FW
B010	C Front wiring branching ECU		CA0013-01-P01 FW
C028	B Rear wiring earth		CA0040-01-P02 RR
D002	Dashboard/front side wiring connection		CA0001-01-P01 FW
D002	Dashboard/front side wiring connection		CA0013-01-P01 FW
D052	A Dashboard/rear wiring connection		CA0040-01-P01 RR
D052	A Dashboard/rear wiring connection		CA0001-01-P03 FW
NC06	\$101 Engine cooling electric fan's relay	left-hand side	CA0013-01-P01 FW
NC06	\$102 Engine cooling electric fan's relay	right-hand side	CA0013-01-P01 FW



		DESCRIPTION	ZONE	CABLE	CODE	DESCRIPTION	ZONE	CABLE	CODE	DESCRIPTION	ZONE	CABLE	CODE	DESCRIPTION	ZONE	CABLE	CODE	DESCRIPTION	ZONE	CABLE												
B009	A	\$101	Rear wiring branching ECU	left-hand side	CA0040-01-P02 RR	D010	Engine signals connection	left-hand side	CA0040-01-P03 RR	G001	A	\$101	Headlights unit	left-hand side	CA0013-01-P01 FW	K020	D	\$102	Brake pad wear sensor	right-hand side	CA0038-01-P01 FW	M005	A	\$101	Engine control node (NCM)	left-hand side	CA0039-02-P02 RR	T005	\$106	Coil	cylinder 4	CA0012-02-P01 RR
B009	A	\$102	Rear wiring branching ECU	right-hand side	CA0040-01-P03 RR	D037	\$101	Injection/ rear wiring connection	left-hand side	CA0012-01-P01 RR	G001	A	\$102	Headlights unit	right-hand side	CA0013-01-P01 FW	K024		Yaw sensor	right-hand side	CA0052-01-P01 IN	M005	A	\$102	Engine control node (NCM)	right-hand side	CA0039-01-P02 RR	T005	\$107	Coil	cylinder 5	CA0012-01-P01 RR
C002	A		Dashboard wiring earth node		CA0001-01-P01 FW	D037	\$101	Injection/ rear wiring connection	left-hand side	CA0040-01-P02 RR	G002	\$101	Front, lateral direction indicator	left-hand side	CA0013-01-P01 FW	K026		Steering angle sensor		CA0001-01-P06 FW	M006			Brake system node (NFR)		CA0038-01-P01 FW	T005	\$108	Coil	cylinder 6	CA0012-01-P01 RR	
C002	C		Dashboard wiring earth node		CA0001-01-P04 FW	D041	\$101	Engine compartment/ rear wiring connection	left-hand side	CA0040-01-P02 RR	G002	\$102	Front, lateral direction indicator	right-hand side	CA0013-01-P01 FW	K038		Clutch sensor		CA0025-01-P01 RR	M018	A		Robotized gearbox node (NCR)		CA0025-01-P02 RR	T005	\$109	Coil	cylinder 7	CA0012-01-P01 RR	
C002	E		Dashboard wiring earth node		CA0001-01-P06 FW				left-hand side	CA0039-02-P02 RR	G009	\$101	Rear outer light	left-hand side	CA0039-02-P01 RR	K044		Gearbox sensor		CA0025-01-P01 RR	M030			Direction indicators flash light		CA0001-01-P04 FW	T005	\$110	Coil	cylinder 8	CA0012-01-P01 RR	
C002	F		Dashboard wiring earth node		CA0001-01-P06 FW	D041	\$101	Engine compartment/ rear wiring connection	left-hand side	CA0039-02-P02 RR	G009	\$102	Rear outer light	right-hand side	CA0039-02-P01 RR	K049		Engine oil temperature sensor		CA0012-01-P01 RR	M031	A		Windscreen wiper timer		CA0001-01-P04 FW	T024		Services		CA0055-01-P01 IN	
C002	G		Dashboard wiring earth node		CA0001-01-P06 FW				left-hand side	CA0039-02-P01 RR	G010	\$101	Rear inner light	left-hand side	CA0039-02-P01 RR	K059		Finish line		CA0052-01-P01 IN		A	+				VO01	D	Diagnosics connector		CA0001-01-P05 FW	
C006		\$101	Earth on engine	left-hand side	CA0039-02-P01 RR	D045		Rear/ F1 electronically-controlled gearbox wiring connection		CA0040-01-P03 RR	G010	\$102	Rear inner light	right-hand side	CA0039-02-P01 RR	K063		Radio control		CA0039-02-P01 IN		M043			Data acquirement unit		CA0052-01-P01 IN				CA0055-01-P01 IN	
C006		\$102	Injection system earth	right-hand side	CA0039-01-P01 RR	D045		Rear/ F1 electronically-controlled gearbox wiring connection		CA0025-01-P02 RR	I001	A	Steering column switch		CA0001-01-P06 FW	L001		Air conditioner compressor electromagnet		CA0001-01-P06 FW	L001						CA0001-01-P04 FW				CA0001-01-P05 FW	
C008		\$101	Front wiring earth	left-hand side	CA0013-01-P01 FW					CA0040-01-P01 RR	I018		Reverse gear engagement control set		CA0001-01-P06 FW	L009		Clutch solenoid valve		CA0025-01-P01 RR	M048	A		Air ventilation node		CA0039-01-P02 RR	T005	\$107	Coil	cylinder 5	CA0012-01-P01 RR	
C008		\$102	Front wiring earth	right-hand side	CA0013-01-P01 FW					CA0001-01-P03 FW	I018		Reverse gear engagement control set		CA0001-01-P06 FW	L010	A	Gear selection solenoid valve, robotized gearbox		CA0025-01-P01 RR	M048	B		Air ventilation node		CA0039-01-P02 RR	T005	\$108	Coil	cylinder 6	CA0012-01-P01 RR	
C014	A		Robotized gearbox node earth		CA0025-01-P02 RR	D052	A	Dashboard/rear wiring connection		CA0001-01-P03 FW	J042		Starter button		CA0055-01-P01 IN	L010				CA0055-01-P01 IN	P005			Windscreen washer electric pump		CA0038-01-P01 FW	T005	\$109	Coil	cylinder 7	CA0012-01-P01 RR	
C014	B		Robotized gearbox node earth		CA0025-01-P02 RR	D054		OBd connection		CA0001-01-P05 FW	J045		Radiator fans control switch		CA0055-01-P01 IN	L010	B	Gear selection solenoid valve, robotized gearbox		CA0025-01-P01 RR	P013	\$102		Fuel motor pump	right-hand side	CA0039-01-P01 RR	T005	\$110	Coil	cylinder 8	CA0012-01-P01 RR	
C017	B	\$101	Earth on engine	left-hand side	CA0012-01-P01 RR	D067		Data acquirement connection		CA0001-01-P05 FW	J047		Rain switch light		CA0055-01-P01 IN	L010				CA0055-01-P01 IN	P015			Windscreen wiper		CA0001-01-P01 FW	T005	\$106	Coil	cylinder 4	CA0012-02-P01 RR	
C017	B	\$102	Earth on engine	right-hand side	CA0012-02-P01 RR	D069		Switches dashboard connection		CA0055-01-P01 IN	J048		ASR button disabling		CA0055-01-P01 IN	L010	C	Gear selection solenoid valve, robotized gearbox		CA0025-01-P01 RR	P016	\$101		Engine cooling electric fan	left-hand side	CA0013-01-P01 FW	T005	\$107	Coil	cylinder 5	CA0012-01-P01 RR	
C019			Gearbox oil motor pump's earth		CA0025-01-P01 RR	D069		Switches dashboard connection		CA0055-01-P01 IN	K015	B	Engine water temperature sensor		CA0001-01-P01 FW	L011	A	Gear engagement solenoid valve, robotized gearbox		CA0025-01-P01 RR	P016	\$102		Engine cooling electric fan	right-hand side	CA0013-01-P01 FW	T005	\$108	Coil	cylinder 6	CA0012-01-P01 RR	
C026			Electronically-controlled gearbox wiring earth		CA0025-01-P02 RR	D076		Steering wheel cable connection		CA0052-01-P01 IN	K016		Engine oil pressure sensor		CA0012-01-P01 FW	L011	B	Gear engagement solenoid valve, robotized gearbox		CA0025-01-P01 RR	P040	\$101		Fuel motor pump with integrated level sensor	left-hand side	CA0039-02-P01 RR	T005	\$109	Coil	cylinder 7	CA0012-02-P01 RR	
C028	A		Rear wiring earth		CA0040-01-P03 RR	E001	B	Control panel (NQS)		CA0001-01-P05 FW	K020	A	\$101	Brake pad wear sensor	left-hand side	CA0001-01-P01 FW				CA0001-01-P01 FW						CA0012-02-P01 RR					CA0038-01-P01 FW	
C028	B		Rear wiring earth		CA0040-01-P02 RR	E001	C	Control panel (NQS)		CA0001-01-P05 FW	K020	A	\$102	Brake pad wear sensor	right-hand side	CA0001-01-P02 FW				CA0001-01-P02 FW						CA0012-02-P01 RR						
						F005		Inner ventilation light		CA0055-01-P01 IN	K020	C	\$101	Brake pad wear sensor	left-hand side	CA0038-01-P01 FW				CA0038-01-P01 FW						CA0012-02-P01 RR						

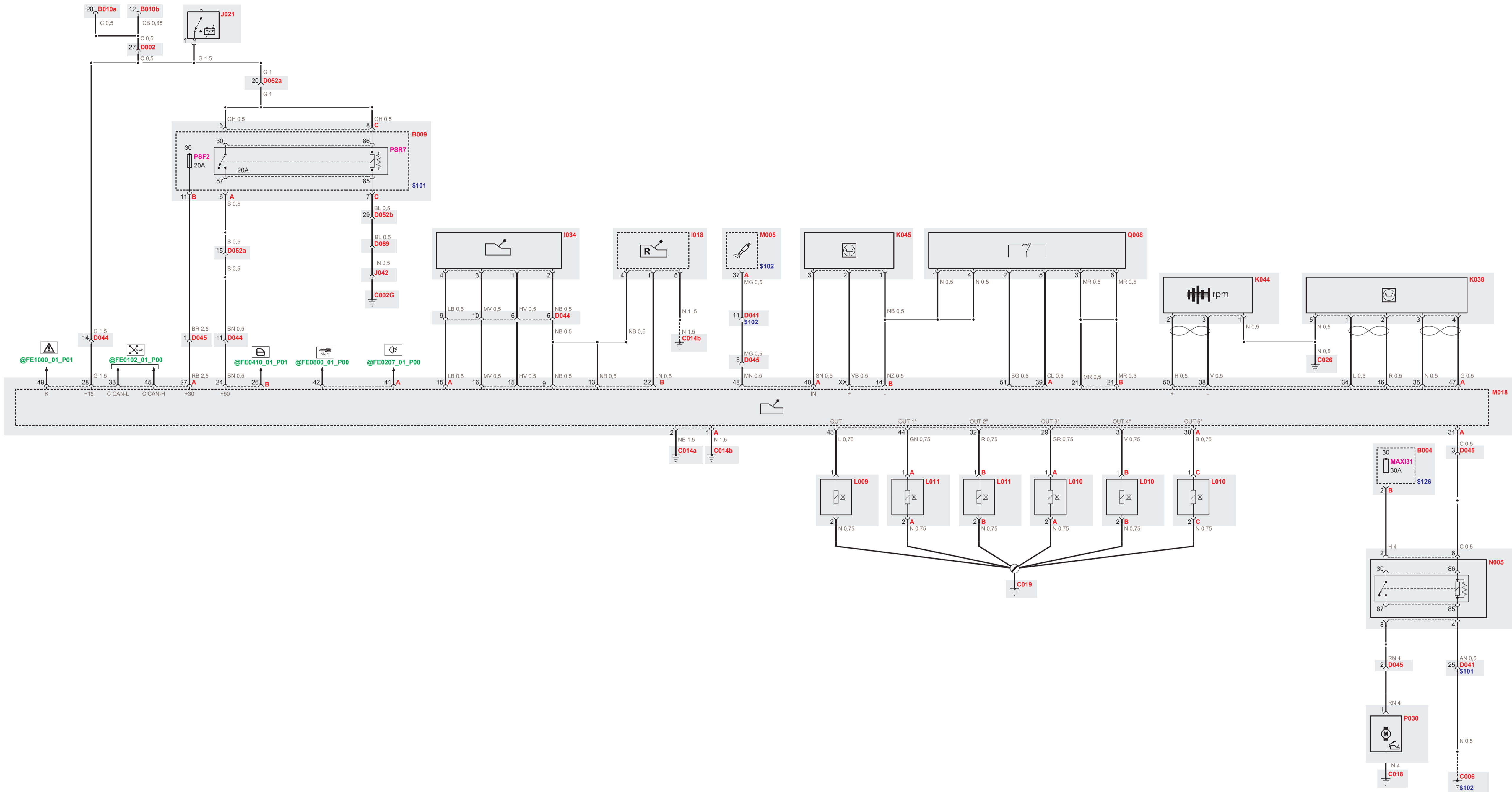


CODE	DESCRIPTION	ZONE	CABLE
D054	OBD connection		CA0001-01-P05 FW
E001	Control panel (NQS)	D	CA0001-01-P05 FW



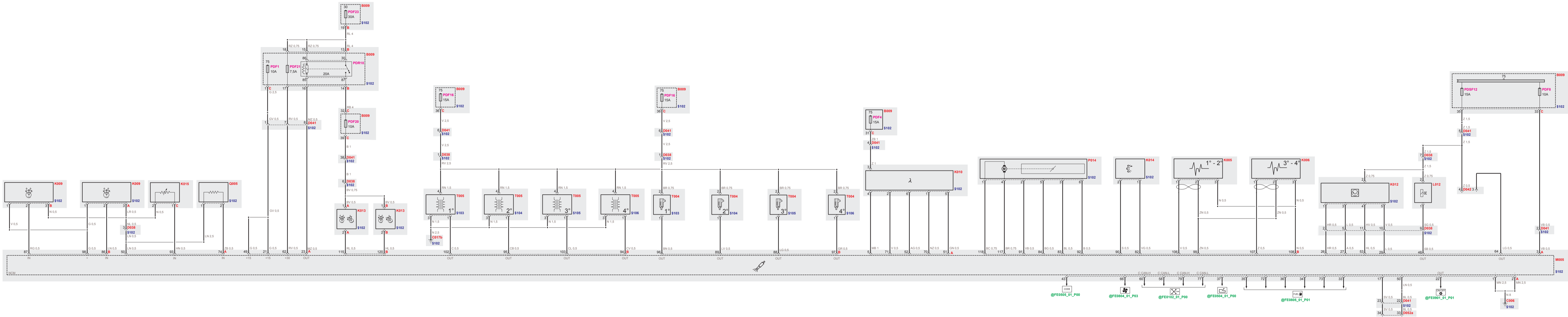
CODE	DESCRIPTION	ZONE	CABLE	CODE	DESCRIPTION	ZONE	CABLE
K026	Steering angle sensor		CA0001-01-P06 FW	Q009	Resistor		CA0039-02-P02 RR
E001	Control panel (NQS)	B	CA0001-01-P05 FW	M005	A	\$102	Engine control node (NCM) right-hand side
D046	Dashboard /brake system wiring connection		CA0001-01-P02 FW	D043	B	\$111	Dashboard/ engine compartment wiring connection for C.A.N. line
D043	A	\$111	Dashboard/ engine compartment wiring connection for C.A.N. line	D042			CA0039-01-P02 RR
D044	Dashboard/ F1 electronically-controlled gearbox wiring connection		CA0001-01-P03 FW	D042			CA0039-01-P02 RR
D044	Dashboard/ F1 electronically-controlled gearbox wiring connection		CA0025-01-P02 RR	M006			CA0038-01-P01 FW
M018	A		CA0025-01-P02 RR	D046			CA0038-01-P01 FW
M005	A	\$101	Engine control node (NCM) left-hand side	Q009			CA0038-01-P01 FW
D043	A	\$111	Dashboard/ engine compartment wiring connection for C.A.N. line				
D042			CA0039-02-P02 RR				
D077	\$111	Dashboard/ data acquirement wiring connection for C.A.N. line	CA0001-01-P03 FW				
D077	\$111	Dashboard/ data acquirement wiring connection for C.A.N. line	CA0052-01-P01 RR				
D078	\$111	RH engine compartment/ data acquirement wiring connection for C.A.N. line	CA0039-01-P02 RR				
D078	\$111	RH engine compartment/ data acquirement wiring connection for C.A.N. line	CA0052-01-P01 RR				



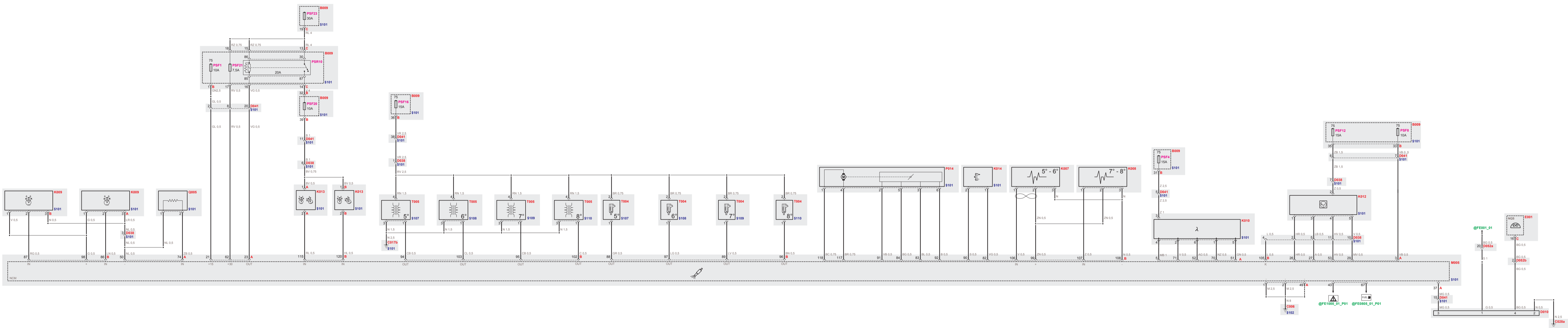


CODE		DESCRIPTION	ZONE	CABLE	CODE	DESCRIPTION	ZONE	CABLE	CODE	DESCRIPTION	ZONE	CABLE	
B004	A	\$126 Fuses ecu (MAXI FUSE)	rear	CA0040-01-P02 RR	D041	\$102 Engine compartment/ rear wiring connection	right-hand side	CA0040-01-P03 RR	K038	Clutch sensor		CA0025-01-P01 RR	
B009	A	\$101 Rear wiring branching ECU	left-hand side	CA0040-01-P02 RR					K044	Gearbox sensor		CA0025-01-P01 RR	
B009	B	\$101 Rear wiring branching ECU	left-hand side	CA0040-01-P02 RR	D041	\$102 Engine compartment/ rear wiring connection	right-hand side	CA0039-01-P02 RR	K045	Pressure transducer		CA0025-01-P01 RR	
B009	C	\$101 Rear wiring branching ECU	left-hand side	CA0040-01-P02 RR					L009	Clutch solenoid valve		CA0025-01-P01 RR	
B010	A	Front wiring branching ECU		CA0013-01-P01 FW	D044	Dashboard/ F1 electronically-controlled gearbox wiring connection		CA0001-01-P03 FW	L010	A	Gear selection solenoid valve, robotized gearbox		CA0025-01-P01 RR
B010	B	Front wiring branching ECU		CA0013-01-P01 FW	D044	Dashboard/ F1 electronically-controlled gearbox wiring connection		CA0025-01-P02 RR	L010	B	Gear selection solenoid valve, robotized gearbox		CA0025-01-P01 RR
C002	B	Dashboard wiring earth node		CA0001-01-P02 FW					L010	C	Gear selection solenoid valve, robotized gearbox		CA0025-01-P01 RR
C002	C	Dashboard wiring earth node		CA0001-01-P06 FW	D045	Rear/ F1 electronically-controlled gearbox wiring connection		CA0040-01-P03 RR					
C006	\$102	Injection system earth	right-hand side	CA0039-01-P01 RR	D045	Rear/ F1 electronically-controlled gearbox wiring connection		CA0025-01-P02 RR	L011	A	Gear engagement solenoid valve, robotized gearbox		CA0025-01-P01 RR
C014	A	Robotized gearbox node earth		CA0025-01-P02 RR	D052	A	Dashboard/ rear wiring connection	CA0040-01-P01 RR	L011	B	Gear engagement solenoid valve, robotized gearbox		CA0025-01-P01 RR
C014	B	Robotized gearbox node earth		CA0025-01-P02 RR	D052	A	Dashboard/ rear wiring connection	CA0001-01-P03 FW					
C019		Gearbox oil motor pump's earth		CA0025-01-P01 RR	D052	B	Dashboard/ rear wiring connection	CA0040-01-P01 RR	M005	A	\$102 Engine control node (NCM)	right-hand side	CA0039-01-P02 RR
C026		Electronically-controlled gearbox wiring earth		CA0025-01-P02 RR	D052	B	Dashboard/ rear wiring connection	CA0001-01-P03 FW					
D002		Dashboard/front side wiring connection		CA0001-01-P01 FW	D069		Switches dashboard connection	CA0001-01-P05 FW	M018	A	Robotized gearbox node (NCR)		CA0025-01-P02 RR
D002		Dashboard/front side wiring connection		CA0013-01-P01 FW	D069		Switches dashboard connection	CA0055-01-P01 IN	M018	B	Robotized gearbox node (NCR)		CA0025-01-P02 RR
D041	\$101	Engine compartment/ rear wiring connection	left-hand side	CA0040-01-P02 RR	I018		Reverse gear engagement control set	CA0025-01-P02 RR	N005		F1 robotized gearbox pump relay		CA0040-01-P02 RR
					I034		Gearshift control cluster on steering wheel	CA0001-01-P06 FW	P030		Gearbox oil motor pump		CA0025-01-P01 RR
D041	\$101	Engine compartment/ rear wiring connection	left-hand side	CA0039-02-P02 RR	J021		Battery master switch	CA0001-01-P03 FW	Q008		Gear selection/engagement potentiometer		CA0025-01-P01 RR
					J042		Starter button	CA0055-01-P01 IN					

CODE	DESCRIPTION	ZONE	CABLE	CODE	DESCRIPTION	ZONE	CABLE
K038	Clutch sensor		CA0025-01-P01 RR	K038	Clutch sensor		CA0025-01-P01 RR
K044	Gearbox sensor		CA0025-01-P01 RR	K044	Gearbox sensor		CA0025-01-P01 RR
K045	Pressure transducer		CA0025-01-P01 RR	K045	Pressure transducer		CA0025-01-P01 RR
L009	Clutch solenoid valve		CA0025-01-P01 RR	L009	Clutch solenoid valve		CA0025-01-P01 RR
L010	A Gear selection solenoid valve, robotized gearbox		CA0025-01-P01 RR	L010	A Gear selection solenoid valve, robotized gearbox		CA0025-01-P01 RR
L010	B Gear selection solenoid valve, robotized gearbox		CA0025-01-P01 RR	L010	B Gear selection solenoid valve, robotized gearbox		CA0025-01-P01 RR
L010	C Gear selection solenoid valve, robotized gearbox		CA0025-01-P01 RR	L010	C Gear selection solenoid valve, robotized gearbox		CA0025-01-P01 RR
L011	A Gear engagement solenoid valve, robotized gearbox		CA0025-01-P01 RR	L011	A Gear engagement solenoid valve, robotized gearbox		CA0025-01-P01 RR
L011	B Gear engagement solenoid valve, robotized gearbox		CA0025-01-P01 RR	L011	B Gear engagement solenoid valve, robotized gearbox		CA0025-01-P01 RR
M005	A \$102 Engine control node (NCM)	right-hand side	CA0039-01-P02 RR	M005	A \$102 Engine control node (NCM)	right-hand side	CA0039-01-P02 RR
M018	A Robotized gearbox node (NCR)		CA0025-01-P02 RR	M018	A Robotized gearbox node (NCR)		CA0025-01-P02 RR
M018	B Robotized gearbox node (NCR)		CA0025-01-P02 RR	M018	B Robotized gearbox node (NCR)		CA0025-01-P02 RR
N005	F1 robotized gearbox pump relay		CA0040-01-P02 RR	N005	F1 robotized gearbox pump relay		CA0040-01-P02 RR
P030	Gearbox oil motor pump		CA0025-01-P01 RR	P030	Gearbox oil motor pump		CA0025-01-P01 RR
Q008	Gear selection/engagement potentiometer		CA0025-01-P01 RR	Q008	Gear selection/engagement potentiometer		CA0025-01-P01 RR

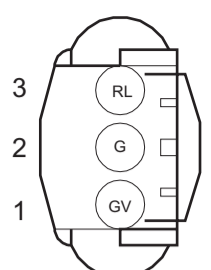
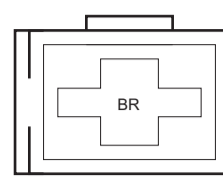
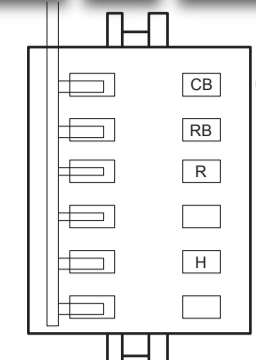
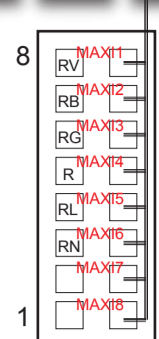
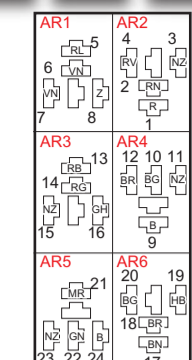
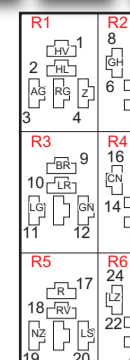
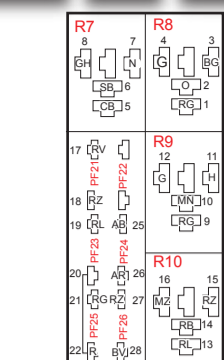
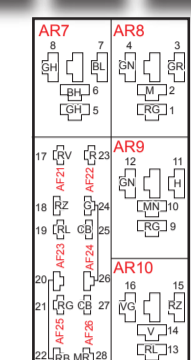
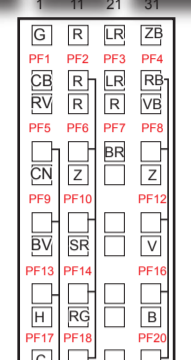
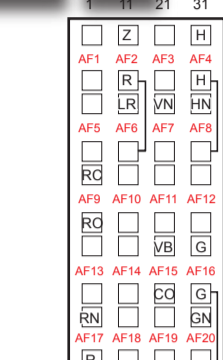
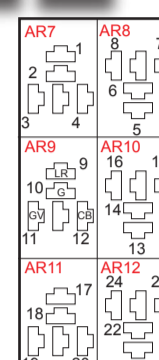
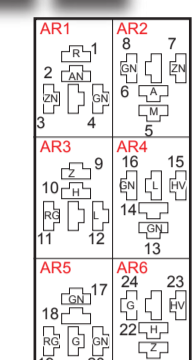
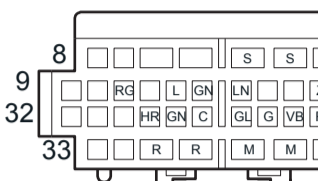
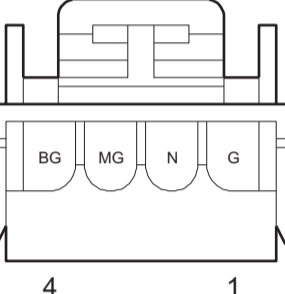
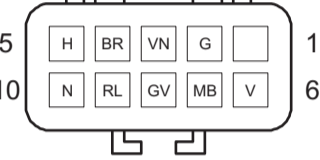
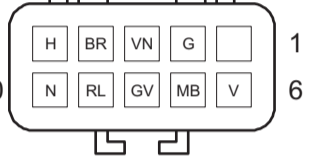
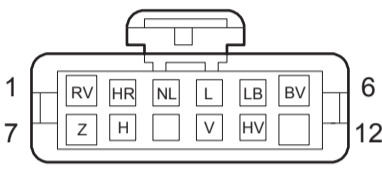
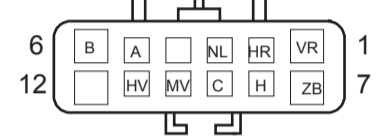
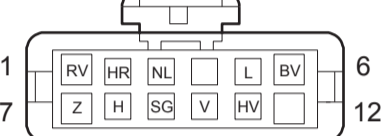
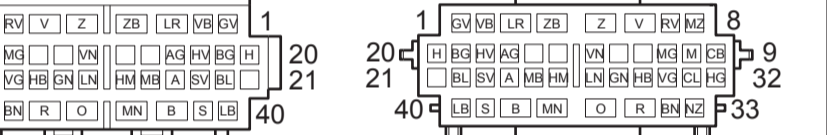
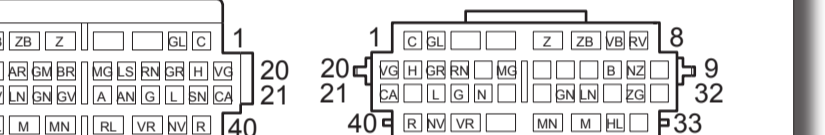
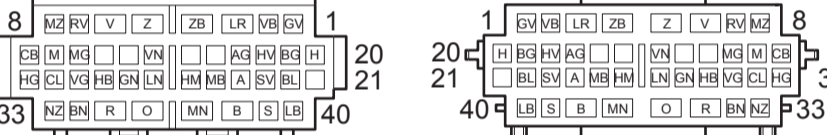
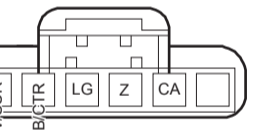
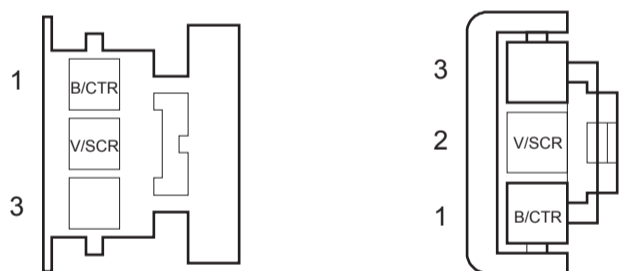
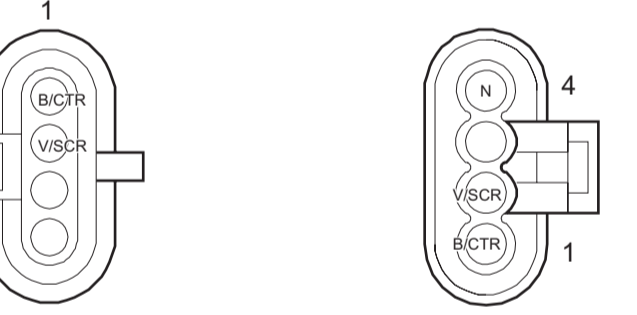
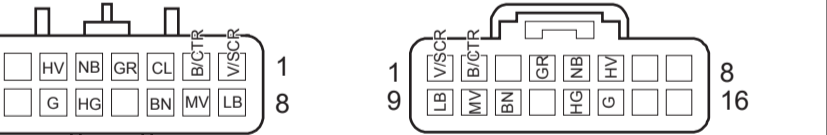
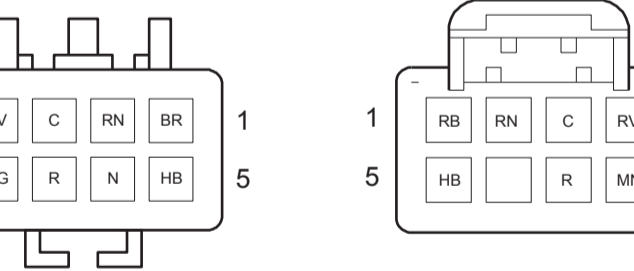
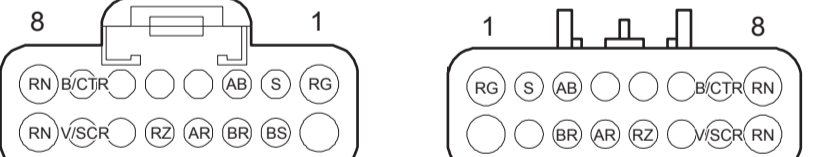
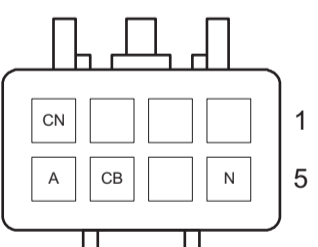
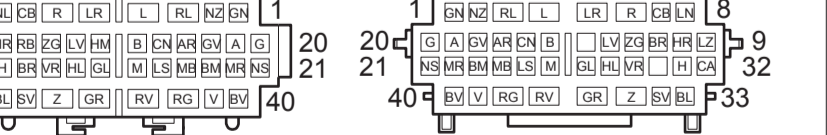
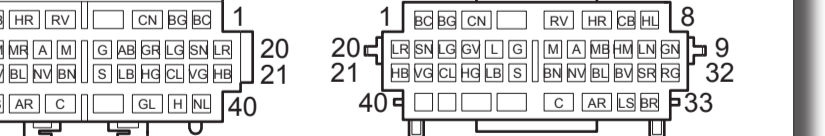
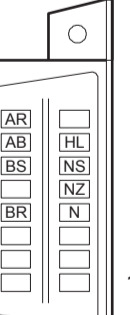
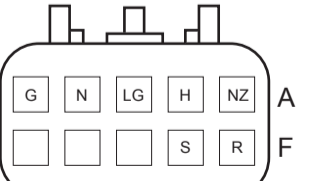
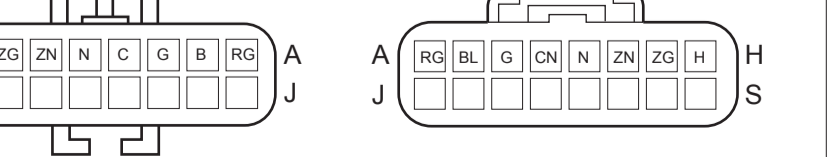
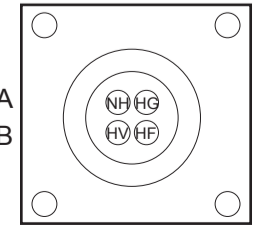
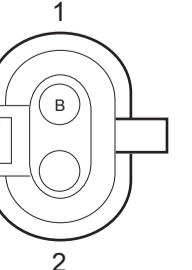
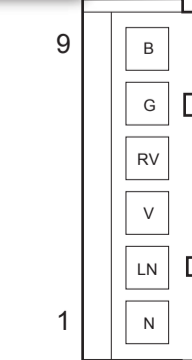


CODE	DESCRIPTION	ZONE	CABLE	CODE	DESCRIPTION	ZONE	CABLE
B009	B \$102 Rear wiring branching ECU	right-hand side	CA0040-01-P03 RR	K013	A \$102 Stage variator	right-hand side	CA0012-02-P02 RR
B009	C \$102 Rear wiring branching ECU	right-hand side	CA0040-01-P03 RR	K013	B \$102 Stage variator	right-hand side	CA0012-02-P02 RR
C006	\$102 Injection system earth	right-hand side	CA0039-01-P01 RR	K014	\$102 Engine rpm sensor	right-hand side	CA0012-02-P02 RR
C017	B \$102 Earth on engine	right-hand side	CA0012-02-P02 RR	K015	C Engine water temperature sensor		CA0012-02-P02 RR
D038	\$102 Injection/ engine compartment wiring connection	right-hand side	CA0012-02-P02 RR	L012	Solenoid valve for variable volume control		CA0012-02-P02 RR
D038	\$102 Injection/ engine compartment wiring connection	right-hand side	CA0039-01-P02 RR	M005	B \$102 Engine control node (NCM)	right-hand side	CA0012-02-P02 RR
D041	\$102 Engine compartment/ rear wiring connection	right-hand side	CA0040-01-P03 RR	M005	A \$102 Engine control node (NCM)	right-hand side	CA0039-01-P02 RR
D041	\$102 Engine compartment/ rear wiring connection	right-hand side	CA0039-01-P02 RR	P014	\$102 Motor driven throttle	right-hand side	CA0012-02-P02 RR
D042	LH engine compartment/ RH engine compartment wiring connection		CA0039-01-P02 RR	Q005	\$102 Fuel pump resistor	right-hand side	CA0039-01-P01 RR
D052	A Dashboard/ rear wiring connection		CA0040-01-P01 RR	T004	\$103 Electro-injector	cylinder 1	CA0012-02-P02 RR
D052	A Dashboard/ rear wiring connection		CA0001-01-P01 FW	T004	\$104 Electro-injector	cylinder 2	CA0012-02-P02 RR
K005	Detonation sensor (cylinders 1-2)		CA0012-02-P02 RR	T004	\$106 Electro-injector	cylinder 4	CA0012-02-P02 RR
K006	Detonation sensor (cylinders 3-4)		CA0012-02-P02 RR	T004	\$105 Electro-injector	cylinder 3	CA0012-02-P02 RR
K009	A \$102 Stage sensor	right-hand side	CA0012-02-P02 RR	T005	\$103 Coil	cylinder 1	CA0012-02-P02 RR
K009	B \$102 Stage sensor	right-hand side	CA0012-02-P02 RR	T005	\$105 Coil	cylinder 3	CA0012-02-P02 RR
K010	\$102 Front lambda sensor	right-hand side	CA0039-01-P01 RR	T005	\$104 Coil	cylinder 2	CA0012-02-P02 RR
K012	\$102 Air flow meter	right-hand side	CA0012-02-P02 RR	T005	\$106 Coil	cylinder 4	CA0012-02-P02 RR



CODE		DESCRIPTION	ZONE	CABLE	CODE	DESCRIPTION	ZONE	CABLE
B009	C	\$101 Rear wiring branching ECU	left-hand side	CA0040-01-P02 RR	K009	A \$101 Stage sensor	left-hand side	CA0012-01-P01 RR
B009	B	\$101 Rear wiring branching ECU	left-hand side	CA0040-01-P02 RR	K009	B \$101 Stage sensor	left-hand side	CA0012-01-P01 RR
C006		\$102 Injection system earth	right-hand side	CA0039-01-P01 RR	K010	\$101 Front lambda sensor	left-hand side	CA0039-02-P01 RR
C017	B	\$101 Earth on engine	left-hand side	CA0012-01-P01 RR	K012	\$101 Air flow meter	left-hand side	CA0012-01-P01 RR
C028	A	Rear wiring earth		CA0040-01-P03 RR	K013	A \$101 Stage variator	left-hand side	CA0012-01-P01 RR
D010		Engine signals connection		CA0040-01-P03 RR	K013	B \$101 Stage variator	left-hand side	CA0012-01-P01 RR
D038	\$101	Injection/ engine compartment wiring connection	left-hand side	CA0012-01-P01 RR	K014	\$101 Engine rpm sensor	left-hand side	CA0012-01-P01 RR
D038	\$101	Injection/ engine compartment wiring connection	left-hand side	CA0039-02-P02 RR	M005	B \$101 Engine control node (NCM)	left-hand side	CA0012-01-P01 RR
					M005	A \$101 Engine control node (NCM)	left-hand side	CA0039-02-P01 RR
D041	\$101	Engine compartment/ rear wiring connection	left-hand side	CA0040-01-P01 RR	P014	\$101 Motor driven throttle	left-hand side	CA0012-01-P01 RR
					Q005	\$110 Fuel pump resistor	right-hand side	CA0039-02-P01 RR
D041	\$101	Engine compartment/ rear wiring connection	left-hand side	CA0039-02-P02 RR	T004	\$101 Electro-injector	cylinder 8	CA0012-01-P01 RR
					T004	\$109 Electro-injector	cylinder 7	CA0012-01-P01 RR
D052	A	Dashboard/rear wiring connection		CA0040-01-P01 RR	T004	\$107 Electro-injector	cylinder 5	CA0012-01-P01 RR
D052	B	Dashboard/rear wiring connection		CA0040-01-P01 RR	T004	\$108 Electro-injector	cylinder 6	CA0012-01-P01 RR
D052	A	Dashboard/rear wiring connection		CA0001-01-P03 FW	T005	\$110 Coil	cylinder 8	CA0012-01-P01 RR
D052	B	Dashboard/rear wiring connection		CA0001-01-P03 FW	T005	\$108 Coil	cylinder 6	CA0012-01-P01 RR
EC01	C	Control panel (NQS)		CA0001-01-P05 FW	T005	\$109 Coil	cylinder 7	CA0012-01-P01 RR
K007		Detonation sensor (cylinders 5-6)		CA0012-01-P01 RR	T005	\$107 Coil	cylinder 5	CA0012-01-P01 RR
K008		Detonation sensor (cylinders 7-8)		CA0012-01-P01 RR				

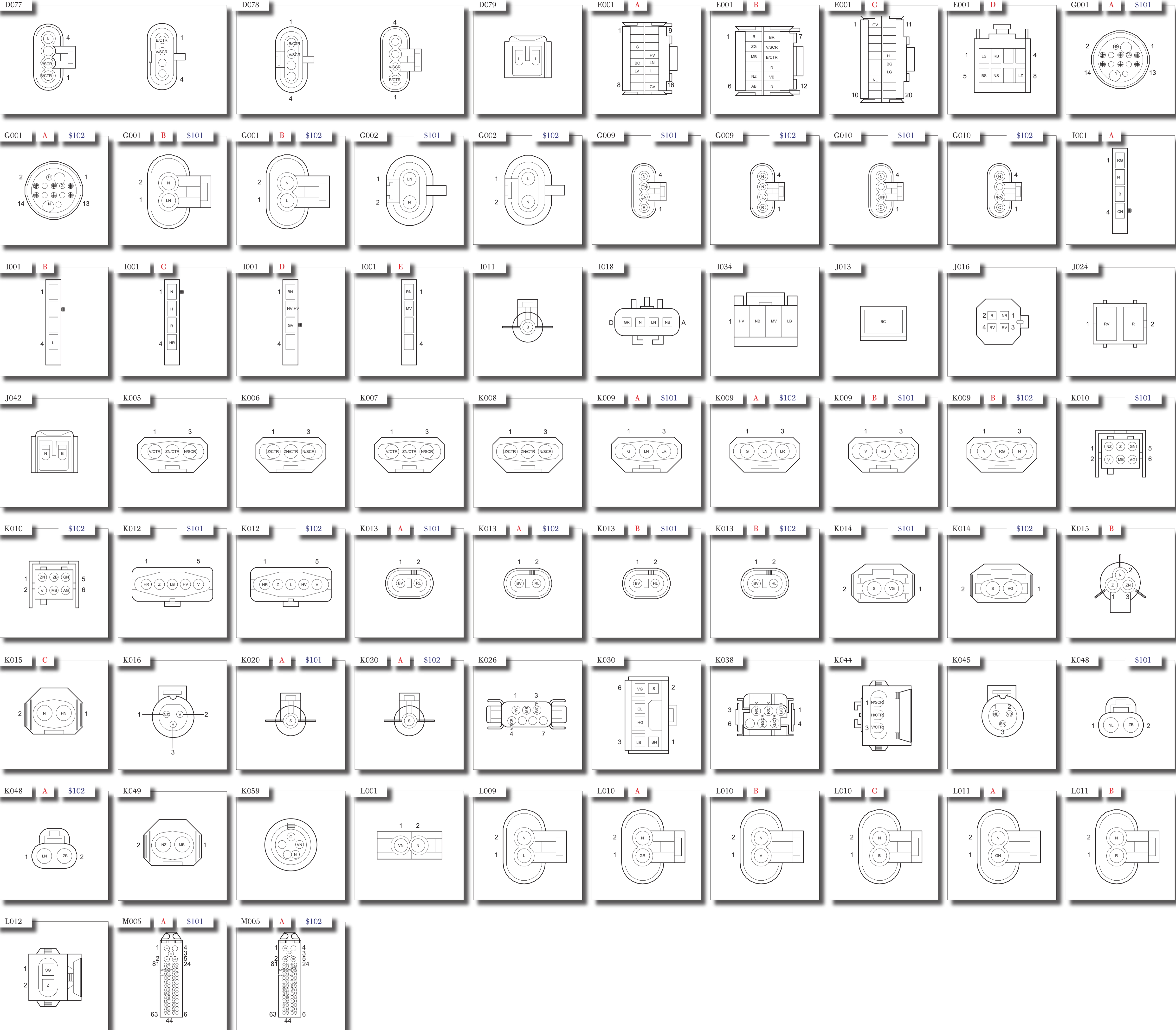
Connectors

<div> <div>A001</div> <div>A</div>  </div>	<div> <div>A002</div> <div>A</div>  </div>	<div> <div>B004</div> <div>B</div> <div>\$125</div>  </div>	<div> <div>B009</div> <div>A</div> <div>\$101</div>  </div>	<div> <div>B009</div> <div>A</div> <div>\$101</div>  </div>	<div> <div>B009</div> <div>A</div> <div>\$102</div>  </div>	<div> <div>B009</div> <div>B</div> <div>\$102</div>  </div>
<div> <div>B009</div> <div>C</div> <div>\$101</div>  </div>	<div> <div>B009</div> <div>C</div> <div>\$102</div>  </div>	<div> <div>B010</div> <div>A</div>  </div>	<div> <div>B010</div> <div>B</div>  </div>	<div> <div>B010</div> <div>C</div>  </div>	<div> <div>D002</div>  </div>	
<div> <div>D010</div>  </div>	<div> <div>D037</div>  </div>	<div> <div>B037</div> <div>\$101</div>  </div>	<div> <div>B038</div> <div>\$101</div>  </div>	<div> <div>B038</div> <div>\$102</div>  </div>	<div> <div>B038</div> <div>\$102</div>  </div>	
<div> <div>D041</div>  </div>	<div> <div>D041</div> <div>\$101</div>  </div>	<div> <div>D041</div> <div>\$102</div>  </div>				
<div> <div>D042</div>  </div>	<div> <div>D043</div> <div>A</div> <div>\$111</div>  </div>	<div> <div>D043</div> <div>B</div> <div>\$111</div>  </div>				
<div> <div>D044</div>  </div>	<div> <div>D045</div>  </div>	<div> <div>D046</div>  </div>	<div> <div>D050</div>  </div>			
<div> <div>D052</div> <div>A</div>  </div>	<div> <div>D052</div> <div>B</div>  </div>	<div> <div>D054</div>  </div>	<div> <div>D067</div>  </div>			
<div> <div>D069</div>  </div>	<div> <div>D071</div>  </div>	<div> <div>D075</div>  </div>	<div> <div>D076</div>  </div>			

LEGENDA

Code	Description	Zone	Cable	FD.
A	Ignition and recharging components			
A001	A		CA0012-01-P01 RR	
A001	B		CA0021-01-P01 RR	
A002	A		CA0012-01-P01 RR	
A002	B		CA0021-01-P01 RR	
A003			CA0057-01-P01 1N	FE0001
A004			CA0058-01-P01 1N	FE0001
A004	A		CA0021-01-P01 RR	
A004	C		CA0040-01-P02 RR	
A005			CA0001-01-P04 FW	
B	Fuses ecus			
B004	A	\$126	Fuses ecu (MAXI FUSE)	
B004	A	\$126	Fuses ecu (MAXI FUSE)	
B004	B	\$125	Fuses ecu (MAXI FUSE)	
B004	B	\$126	Fuses ecu (MAXI FUSE)	
B009	A	\$101	Rear wiring branching ECU	
B009	A	\$101	Rear wiring branching ECU	
B009	A	\$102	Rear wiring branching ECU	
B009	A	\$102	Rear wiring branching ECU	
B009	B	\$101	Rear wiring branching ECU	
B009	B	\$101	Rear wiring branching ECU	
B009	B	\$101	Rear wiring branching ECU	
B009	B	\$102	Rear wiring branching ECU	
B009	B	\$102	Rear wiring branching ECU	
B009	B	\$102	Rear wiring branching ECU	
B009	C	\$101	Rear wiring branching ECU	
B009	C	\$101	Rear wiring branching ECU	
B009	C	\$102	Rear wiring branching ECU	
B009	C	\$102	Rear wiring branching ECU	
B010	A		Front wiring branching ECU	
B010	A		Front wiring branching ECU	
B010	B		Front wiring branching ECU	
B010	B		Front wiring branching ECU	
B010	C		Front wiring branching ECU	
B011			Fuse for passenger compartment electric fan	
C	Earths			
C002	A		Dashboard wiring earth node	
C002	A		Dashboard wiring earth node	
C002	B		Dashboard wiring earth node	
C002	C		Dashboard wiring earth node	
C002	E		Dashboard wiring earth node	
C002	F		Dashboard wiring earth node	
C002	G		Dashboard wiring earth node	
C002	G		Dashboard wiring earth node	
C006		\$101	Earth on engine	
C006		\$102	Injection system earth	
C006		\$102	Injection system earth	
C006		\$102	Injection system earth	
C006		\$102	Injection system earth	
C007		\$101	A.B.S. System earth	
C007		\$102	A.B.S. System earth	
C008		\$101	Front wiring earth	
C008		\$102	Front wiring earth	
C014	A		Robotized gearbox node earth	
C014	A		Robotized gearbox node earth	
C014	B		Robotized gearbox node earth	
C014	B		Robotized gearbox node earth	
C017	B	\$101	Earth on engine	
C017	B	\$101	Earth on engine	
C017	B	\$102	Earth on engine	
C017	B	\$102	Earth on engine	
C019			Gearbox oil motor pump's earth	
C019			Gearbox oil motor pump's earth	
C026			Electronically-controlled gearbox wiring earth	
C026			Electronically-controlled gearbox wiring earth	
C028	A		Rear wiring earth	
C028	A		Rear wiring earth	
C028	B		Rear wiring earth	
C028	B		Rear wiring earth	
D	Connections			
D002			Dashboard/front side wiring connection	
D002			Dashboard/front side wiring connection	
D002			Dashboard/front side wiring connection	
D002			Dashboard/front side wiring connection	
D002			Dashboard/front side wiring connection	
D010			Engine signals connection	
D010			Engine signals connection	
D037		\$101	Injection/ rear wiring connection	
D037		\$101	Injection/ rear wiring connection	
D038		\$101	Injection/ engine compartment wiring connection	
D038		\$101	Injection/ engine compartment wiring connection	
D038		\$102	Injection/ engine compartment wiring connection	
D038		\$102	Injection/ engine compartment wiring connection	
D041		\$101	Engine compartment/ rear wiring connection	
D041		\$101	Engine compartment/ rear wiring connection	
D041		\$101	Engine compartment/ rear wiring connection	
D041		\$101	Engine compartment/ rear wiring connection	
D041		\$102	Engine compartment/ rear wiring connection	
D041		\$102	Engine compartment/ rear wiring connection	
D041		\$102	Engine compartment/ rear wiring connection	
D041		\$102	Engine compartment/ rear wiring connection	
D041		\$102	Engine compartment/ rear wiring connection	
D041		\$102	Engine compartment/ rear wiring connection	
D042			LH engine compartment/ RH engine compartment wiring connection	
D042			LH engine compartment/ RH engine compartment wiring connection	
D042			LH engine compartment/ RH engine compartment wiring connection	
D043	A	\$111	Dashboard/ engine compartment wiring connection	
D043	A	\$111	Dashboard/ engine compartment wiring connection	
D044			Dashboard/ F1 electronically-controlled gearbox wiring connection	

Code	Description	Zone	Cable	FD.
D044	Dashboard/ F1 electronically-controlled gearbox wiring connection		CA0025-01-P02 RR	FE0102
D044	Dashboard/ F1 electronically-controlled gearbox wiring connection		CA0001-01-P03 FW	FE0504
D044	Dashboard/ F1 electronically-controlled gearbox wiring connection		CA0025-01-P02 RR	FE0504
D045	Rear/ F1 electronically-controlled gearbox wiring connection		CA0040-01-P03 RR	FE0002
D045	Rear/ F1 electronically-controlled gearbox wiring connection		CA0025-01-P02 RR	FE0002
D045	Rear/ F1 electronically-controlled gearbox wiring connection		CA0040-01-P03 RR	FE0501
D045	Rear/ F1 electronically-controlled gearbox wiring connection		CA0025-01-P02 RR	FE0501
D045	Rear/ F1 electronically-controlled gearbox wiring connection		CA0040-01-P03 RR	FE0504
D045	Rear/ F1 electronically-controlled gearbox wiring connection		CA0025-01-P02 RR	FE0504
D046	Dashboard /brake system wiring connection		CA0001-01-P02 FW	FE0102
D046	Dashboard /brake system wiring connection		CA0038-01-P01 FW	FE0102
D046	Dashboard /brake system wiring connection		CA0001-01-P02 FW	FE0501
D046	Dashboard /brake system wiring connection		CA0038-01-P01 FW	FE0501
D052	A		CA0040-01-P01 RR	FE0001
D052	A		CA0001-01-P03 FW	FE0001
D052	A		CA0040-01-P01 RR	FE0002
D052	A		CA0001-01-P03 FW	FE0002
D052	A		CA0040-01-P01 RR	FE0504
D052	A		CA0001-01-P03 FW	FE0504
D052	A		CA0040-01-P01 RR	FE0802
D052	A		CA0040-01-P01 RR	FE0802
D052	A		CA0040-01-P03 RR	FE0802
D052	B		CA0040-01-P01 RR	FE0501
D052	B		CA0001-01-P03 FW	FE0501
D052	B		CA0040-01-P01 RR	FE0504
D052	B		CA0001-01-P03 FW	FE0504
D052	B		CA0040-01-P01 RR	FE0802
D052	B		CA0001-01-P03 FW	FE0802
D054			CA0001-01-P05 FW	FE0002
D054			CA0001-01-P05 FW	FE0101
D067			CA0001-01-P05 FW	FE0002
D069			CA0001-01-P05 FW	FE0002
D069			CA0055-01-P01 1N	FE0002
D069			CA0001-01-P05 FW	FE0504
D069			CA0055-01-P01 1N	FE0504
D076			CA0052-01-P01 1N	FE0002



Connectors

M005B\$101

M005B\$102

M018A

M018B

M030

M031A

M031B

M043

M048A

M048B

N005

N006\$101

N006A\$102

P005

P013\$102

P014\$101

P015

P016\$101

P016\$102

P030

P040\$101

Q008

Q009

T004\$103

T004\$104

T004\$105

T004\$106

T004\$107

T004\$108

T004\$109

T004\$110

T005\$103

T005\$104

T005\$105

T005\$106

T005\$107

T005\$108

T005\$109

T005\$110

T025

V001C

V001D

LEGENDA					
		Description	Zone	Cable	E.D.
5	B	\$101 Engine control node (NCM)	left-hand side	CA0012-01-P01 RR	FE0802
5	B	\$102 Engine control node (NCM)	right-hand side	CA0012-02-P02 RR	FE0802
6		Brake system node (NFR)		CA0038-01-P01 FW	FE0002
6		Brake system node (NFR)		CA0038-01-P01 FW	FE0102
6		Brake system node (NFR)		CA0038-01-P01 FW	FE0501
6	A	Robotized gearbox node (NCR)		CA0025-01-P02 RR	FE0002
8	A	Robotized gearbox node (NCR)		CA0025-01-P02 RR	FE0102
8	A	Robotized gearbox node (NCR)		CA0025-01-P02 RR	FE0504
8	B	Robotized gearbox node (NCR)		CA0025-01-P02 RR	FE0501
8	B	Robotized gearbox node (NCR)		CA0025-01-P02 RR	FE0504
0		Direction indicators flash light		CA0001-01-P04 FW	FE0002
1	A + B	Windscreen wiper timer		CA0001-01-P04 FW	FE0002
3		Data acquisition unit		CA0052-01-P01 IN	FE0002
8	A	Air ventilation node		CA0001-01-P04 FW	FE0002
8	B	Air ventilation node		CA0001-01-P04 FW	FE0002
Relays and remote control switches					
5		F1 robotized gearbox pump relay		CA0040-01-P02 RR	FE0504
6	\$101	Engine cooling electric fan's relay	left-hand side	CA0013-01-P01 FW	FE0001
6	\$102	Engine cooling electric fan's relay	right-hand side	CA0013-01-P01 FW	FE0001
Electric motors					
5		Windscreen washer electric pump		CA0013-01-P01 FW	FE0002
3	\$102	Fuel motor pump	right-hand side	CA0039-01-P01 RR	FE0002
4	\$101	Motor driven throttle	left-hand side	CA0012-01-P01 RR	FE0802
4	\$102	Motor driven throttle	right-hand side	CA0012-02-P02 RR	FE0802
5		Windscreen wiper		CA0001-01-P01 FW	FE0002
5	\$101	Engine cooling electric fan	left-hand side	CA0013-01-P01 FW	FE0002
5	\$102	Engine cooling electric fan	right-hand side	CA0013-01-P01 FW	FE0002
0		Gearbox oil motor pump		CA0025-01-P01 RR	FE0504
0	\$101	Fuel motor pump with integrated level sensor	left-hand side	CA0039-02-P01 RR	FE0002
Resistors					
5	\$101	Fuel pump resistor	right-hand side	CA0039-02-P01 RR	FE0802
5	\$102	Fuel pump resistor	right-hand side	CA0039-01-P01 RR	FE0802
8		Gear selection/engagement potentiometer		CA0025-01-P01 RR	FE0504
9		Resistor		CA0039-02-P02 RR	FE0102
9		Resistor		CA0038-01-P01 FW	FE0102
Various connected devices					
4	\$103	Electro-injector	cylinder 1	CA0012-02-P02 RR	FE0802
4	\$104	Electro-injector	cylinder 2	CA0012-02-P02 RR	FE0802
4	\$105	Electro-injector	cylinder 3	CA0012-02-P02 RR	FE0802
4	\$106	Electro-injector	cylinder 4	CA0012-02-P02 RR	FE0802
4	\$107	Electro-injector	cylinder 5	CA0012-01-P01 RR	FE0802
4	\$108	Electro-injector	cylinder 6	CA0012-01-P01 RR	FE0802
4	\$109	Electro-injector	cylinder 7	CA0012-01-P01 RR	FE0802
4	\$110	Electro-injector	cylinder 8	CA0012-01-P01 RR	FE0802
5	\$103	Coil	cylinder 1	CA0012-02-P01 RR	FE0002
5	\$103	Coil	cylinder 1	CA0012-02-P02 RR	FE0802
5	\$104	Coil	cylinder 2	CA0012-02-P01 RR	FE0002
5	\$104	Coil	cylinder 2	CA0012-02-P02 RR	FE0802
5	\$105	Coil	cylinder 3	CA0012-02-P01 RR	FE0002
5	\$105	Coil	cylinder 3	CA0012-02-P02 RR	FE0802
5	\$106	Coil	cylinder 4	CA0012-02-P01 RR	FE0002
5	\$106	Coil	cylinder 4	CA0012-02-P02 RR	FE0802
5	\$107	Coil	cylinder 5	CA0012-01-P01 RR	FE0002
5	\$107	Coil	cylinder 5	CA0012-01-P01 RR	FE0802
5	\$108	Coil	cylinder 6	CA0012-01-P01 RR	FE0002
5	\$108	Coil	cylinder 6	CA0012-01-P01 RR	FE0802
5	\$109	Coil	cylinder 7	CA0012-01-P01 RR	FE0002
5	\$109	Coil	cylinder 7	CA0012-01-P01 RR	FE0802
5	\$110	Coil	cylinder 8	CA0012-01-P01 RR	FE0002
5	\$110	Coil	cylinder 8	CA0012-01-P01 RR	FE0802
4		Services		CA0055-01-P01 IN	FE0002
Diagnostics connectors					
1	D	Diagnostics connector		CA0001-01-P05 FW	FE0002
1	N	Diagnostics connector		CA0038-01-P01 FW	FE0501
1	P	Diagnostics connector		CA0038-01-P01 FW	FE0002
1	P	Diagnostics connector		CA0038-01-P01 FW	FE0501