

VOLVO

# WIRING DIAGRAM S40 (04-)/V50/C70 (06-)

TP 3999202

2007

## Vehicles with SRS (Airbag)/SIPS bag/ IC (Inflatable Curtain)

### Warning!

Extra caution must be exercised when working on vehicles equipped with SRS/SIPS bag/IC in order to avoid:

1. Personal injuries when performing repair work.
2. Damage or malfunction of the SRS/SIPS bag/IC system.

Work involving the SRS/SIPS bag/IC systems or other components in the vehicle that may affect the SRS/SIPS bag/IC systems must always be performed by an authorized Volvo workshop.

In case of doubt, consult the SRS and SIPS bag/IC service manual.

### Is the vehicle equipped with SRS/SIPS bag/IC?

Vehicles with SRS are most easily recognized by the letters SRS in the center of the steering wheel. If the vehicle also has a passenger side airbag, the letters SRS are stamped on the dashboard above the glove compartment. SRS vehicles from 1993 and onward also have explosive seat belt tensioners. SIPS bags are only installed on SRS vehicles from 1995 and onward. SIPS bag decals are located on the windshield and seat compartment. Vehicles with IC can be recognized by the letters IC on the C/D panel (4 door) or the B panel (5 door).

### General recommendations

- Be especially careful when working on or around SRS, SIPS, and IC components.
- Make sure that no wires are pinched, frayed, or pierced.
- Never install accessories by the sensors.
- Where applicable, work on the steering wheel, steering shaft, or steering gear must be done in accordance with the methods in the SRS section of VIDA.
- Certain components of the aforementioned systems must be grounded while working. Read the appropriate sections in VIDA.
- Install no accessories in the areas between the A and B posts, the B and C posts, and the C and D posts.

### Test terminal

Data link connector in the passenger compartment.

### Changes introduced up to April 2006

Any changes made to the vehicles after this date are not included in the manual. If necessary refer to service bulletins.

Volvo models are sold in versions adapted for different markets. These adaptations depend on factors such as legal requirements, taxation, and market demands.

This manual may therefore include illustrations and text that do not apply to the vehicles in your country.

### Order number TP 3999202

Replaces previous publication 3999201 at Electronic Wiring Diagram (EWD)

TP 39101001

Also available at Electronic Wiring Diagram (EWD) TP 39102001

We retain the right to make modifications.

# Table of Contents 1:3

Vehicles with SRS (Airbag)/SIPS bag/	
IC (Inflatable Curtain).....	2
Abbreviations .....	7
How to use the wiring diagrams 1:2.....	8
Electrical distribution 1:2.....	10

## Fuses

Engine compartment distribution box F1-F10.....	12
Engine compartment distribution box F11-F18.....	13
Engine compartment distribution box F20-F31.....	14
Engine compartment distribution box F32-F34.....	15
Engine compartment distribution box F35-FH1 .....	16
Central Electronic Module (CEM) F43-F49.....	17
Central Electronic Module (CEM) F51-F63.....	18
Central Electronic Module (CEM) F64-F74.....	19
Central Electronic Module (CEM) F77-F86.....	20
Battery PF1-PF2.....	21

## Relays

Ignition switch and relays.....	22
Distribution box in engine compartment R2-R14 .....	23
Central Electronic Module (CEM) R15-R18.....	24
Central Electronic Module (CEM) R1-R11B .....	25
Other relays .....	26

## Ground connections

Overview.....	27
31/3 - 31/10 .....	28
31/11 - 31/52 .....	29
31/66 - 31/67 .....	30
31/80 - 31/107 .....	31
31/110 - 31/116 .....	32
31/117 - Ground connections in chassis.....	33

## Control modules

Overview of locations.....	34
Overview of designations.....	35
Central Electronic Module (CEM) 1:2 .....	36
Data communication, Low speed CAN 1:2 .....	38
Data communication, High speed CAN .....	40
Data communication, MOST S40/V50 .....	41
Data communication, MOST C70 .....	42
Data communication, LIN 1:2 .....	43
Start Control Module (SCU) .....	45
Accessory Electronic Module (AEM) .....	46

## Group 23 Fuel system

Engine management system Diesel, 5-cyl. 2.4l 1:3.....	47
Engine management system, 4-cyl. 1.6l 1:2.....	50
Engine management system, 4-cyl. 1.8l & 2.0l 1:2.....	52

Engine management system, 5-cyl. 1:2.....	54
Engine management system, 5-cyl. Turbo 1:2 .....	56
Engine management system Diesel, 4-cyl. 1.6l 1:2 .....	58
Engine management system Diesel, 4-cyl. 2.0l 1:2 .....	60
Emission control, 4-cyl. 1.6l .....	62
Emission control, 4-cyl. 1.8l & 2.0l .....	63
Emission control, 5-cyl. ....	64
Emission control, 5-cyl. Turbo.....	65

## Group 26 Cooling system

Cooling fan.....	66
Cooling fan Diesel.....	67

## Group 27 Engine control

Cruise control, 4-cyl. ....	68
Cruise control, 5-cyl. ....	69

## Group 32 Alternator and voltage regulator

Power supply, 4-cyl.....	70
Power supply, 5-cyl.....	71

## Group 33 Starting system

Starting system, 4-cyl.....	72
Starting system, 5-cyl.....	73
Starting system, 5-cyl. Diesel.....	74

## Group 35 Lighting

Follow-me-home lighting.....	75
High and low beam .....	76
High and low beam (Bi-Xenon) .....	77
Manual beam length adjustment.....	78
Automatic beam length adjustment (Bi-Xenon) .....	79
Position/Parking lights, Tail lights S40/V50 .....	80
Position/Parking lights, Tail lights (Bi-Xenon) S40/V50 .....	81
Position/Parking lights, Tail lights C70.....	82
Position/Parking lights, Tail lights (Bi-Xenon) C70.....	83
Fog lights S40/V50 .....	84
Fog lights C70.....	85
Fog lights LHD, Japan S40/V50.....	86
Fog lights LHD, Japan C70.....	87
Brake lights S40/V50 .....	88
Brake lights C70 .....	89
Reversing lights S40/V50.....	90
Reversing lights C70.....	91
Interior lighting S40/V50 1:2 .....	92
Interior lighting C70 1:2 .....	94
Instrument and control illumination .....	96
Auxiliary lights .....	97

## Table of Contents 2:3

### Group 36 Additional electrical equipment

Direction indicators and hazard warning flashers S40/V50 .....	98
Direction indicators and hazard warning flashers (Bi-Xenon) S40/V50 .....	99
Direction indicators and hazard warning flashers C70 .....	100
Direction indicators and hazard warning flashers (Bi-Xenon) C70 .....	101
Windshield wiper/washer .....	102
Headlight washer .....	103
Rear window wiper/washer V50 .....	104
Rain sensor .....	105
Horn .....	106
Immobilizer/Steering column lock module (SCL) .....	107
Keyless vehicle S40/V50 1:2 .....	108
Keyless vehicle C70 1:2 .....	110
Rear parking assistance .....	112
Front parking assistance .....	113
Anti-theft alarm S40/V50 .....	114
Anti-theft alarm C70 .....	115
Accessory Electronic Module (AEM) .....	116

### Group 37 Wiring and fuses

12V outlet S40/V50 .....	117
12V outlet C70 .....	118
Diagnostics system .....	119
Tow hitch cable harness, 4-pin .....	120
Tow hitch cable harness, 7-pin .....	121
Tow hitch cable harness, 13-pin .....	122

### Group 38 Instruments

Driver information module .....	123
Seat belt reminder S40/V50 .....	124
Seat belt reminder C70 .....	125

### Group 39 Other

Audio S40/V50 1:2 .....	126
Audio C70 1:2 .....	128
Audio High Performance/Premium Sound S40/V50 1:2 .....	130
Audio High Performance/Premium Sound C70 1:2 ...	132
Cellular phone 1:2 .....	134
Satellite radio .....	136

Multimedia & Traffic information .....	137
Turn by Turn navigation, Audio .....	138
Turn by Turn navigation, Audio High Performance/Premium Sound .....	139
Handsfree Universal, Audio .....	140
Handsfree Universal, Audio High Performance/Premium Sound .....	141
Handsfree Max with Adapter .....	142
Handsfree Max .....	143
Subwoofer .....	144

### Group 43 Transmission

Automatic transmission AW55-51 .....	145
Transmission M66 .....	146
Differential Electronic Module (DEM) .....	147

### Group 59 Brake system

Brake control system & STC .....	148
Brake control system & DSTC .....	149

### Group 64 Steering

Electronic power steering .....	150
---------------------------------	-----

### Group 83 Doors and openings

Central locking, front doors S40/V50 .....	151
Central locking, rear doors S40/V50 .....	152
Central locking system C70 .....	153
Central locking, tailgate S40/V50 .....	154
Central locking, tailgate C70 .....	155
Central locking, storage compartment C70 .....	156
Child safety lock S40/V50 .....	157
Central locking, fuel filler flap .....	158
Signal receiver, remote-control, central locking .....	159
Power windows, front doors S40/V50 .....	160
Power windows, front doors C70 .....	161
Power windows, rear doors S40/V50 .....	162
Power sunroof S40/V50 .....	163
Power roof C70 .....	164

### Group 84 Exterior decorative elements, etc.

Power door mirrors S40/V50 .....	165
Power door mirrors C70 .....	166
Heated door mirrors .....	167
Heated rear window .....	168
Blind Spot Information System .....	169



# Table of Contents 3:3

## Group 85 Interior equipment

Power driver's seat with memory function LHD S40/V50 .....	170
Power driver's seat with memory function RHD S40/V50 .....	171
Power driver's seat with memory function LHD C70 .....	172
Power driver's seat with memory function RHD C70 .....	173
Power passenger seat with memory function LHD C70 .....	174
Power passenger seat with memory function RHD C70 .....	175
Power driver's seat LHD .....	176
Power driver's seat RHD .....	177
Power passenger seat LHD .....	178
Power passenger seat RHD .....	179
Heated seats.....	180

## Group 87 Climate control system

Climate control system PTC element .....	181
Climate control system, 4-cyl. Gasoline 1:2.....	182
Climate control system, 5-cyl. 1:2.....	184
Climate control system, Diesel 1.6l & 2.0l 1:2 .....	186
Parking heater, auxiliary heater .....	188
Relay, electric engine heater .....	189
Electric engine heater Flexifuel.....	190

## Group 88 Internal equipment

Auto-dimming rearview mirror.....	191
Supplemental Restraint System Module (SRS) S40/V50 1:2 .....	192
Supplemental Restraint System Module (SRS) C70 1:2 .....	193

## Connectors ..... 195

## Branching points .....229

## Cable harness routing in vehicle

Engine harness Gasoline, 4-cyl. 1.6l .....	240
Engine harness Gasoline, 4-cyl. 1.8l .....	240
Engine harness Gasoline, 5-cyl. ....	241
Engine harness Gasoline, 5-cyl., Turbo.....	241
Engine harness Diesel 1.6l .....	242
Engine harness Diesel 2.0l .....	242
Engine harness Diesel 2.4l .....	243
Engine compartment harness, 4-cyl. ....	244
Engine compartment harness, 5-cyl. ....	244
Dashboard harness LHD .....	245
Dashboard harness RHD .....	245
Floor harness S40 LHD .....	246
Floor harness S40 RHD .....	247
Floor harness V50 LHD .....	248
Floor harness V50 RHD.....	249
Floor harness C70 LHD .....	250
Floor harness C70 RHD.....	251
Roof harness S40 .....	252
Roof harness V50 .....	252
Tunnel harness S40/V50 .....	253
Tunnel harness C70 .....	253
Driver's door harness S40/V50 .....	254
Passenger door harness S40/V50 .....	254
Driver's door harness C70 .....	255
Driver's door harness supplement C70.....	255
Passenger door harness C70 .....	256
Passenger door harness supplement C70.....	256
Rear right door harness S40/V50 .....	257
Rear left door harness S40/V50.....	257
Harness, rear side panel, left C70 .....	258
Harness, rear side panel, right C70 .....	258
Tailgate harness C70 .....	260
Tailgate harness S40 .....	259
Tailgate harness V50 .....	259

## Component illustrations .....261

## Index 1:2 .....316

## List of components 1:6 .....318



# Explanations

## Abbreviations

### Groups

Group 23	= Fuel system
Group 26	= Cooling system
Group 27	= Engine controls
Group 32	= Alternator and voltage regulator
Group 33	= Starting system
Group 35	= Lighting
Group 36	= Additional electrical equipment
Group 37	= Wiring and fuses
Group 38	= Instruments
Group 39	= Other
Group 43	= Transmission
Group 59	= Brake system
Group 64	= Steering
Group 83	= Doors and openings
Group 84	= Exterior decorative elements, etc.
Group 85	= Interior equipment
Group 87	= Climate control system
Group 88	= Internal equipment

### Ignition switch symbols

X	= Accessories (audio position)
S	= Powered upon insertion of key
15	= Contact remains connected during start
15I	= Contact is broken while starting
30	= Constant power from the battery
50	= Start

### Countries/Markets

A	= Austria
AUS	= Australia
B	= Belgium
CDN	= Canada
CH	= Switzerland
D	= Germany
DK	= Denmark
E	= Spain
EU/OS	= Markets outside USA and Canada
FIN	= Finland
GB	= Great Britain
ISR	= Israel
J	= Japan
KOR	= Korea
N	= Norway
NL	= Netherlands
S	= Sweden
USA	= United States of America
WEU	= Western Europe

### Other

AUTO	= Automatic transmission
AWD	= All wheel drive
CAN	= CAN communication
D	= Diesel
DPY	= Display
ECC	= Electronic climate control system
ETA	= Engine throttle body
EXT. X	= Extended X-feed
GDL	= Gas discharge lamp
HISPEED	= High speed data bus
IR	= Infrared sensor
LIN	= LIN communication
LHD	= Left-hand drive
LOSPEED	= Low speed data bus
MAN	= Manual transmission
MEMORY	= Memory driver's seat
MMS	= Mass Movement Sensor
GASOLINE	= Gasoline
RHD	= Right-hand drive
SCR	= Screened
SRS	= Airbag
T	= Turbocharged engine
W/O	= Without
2WD	= Two-wheel drive
4CYL, I4	= 4-cylinder engine
5CYL, I5	= 5-cylinder engine

### Colors

BK, SB	= Black
BN	= Brown
BU, BL	= Blue
GN	= Green
GY, GR	= Gray
LGN	= Light Green
OG, OR	= Orange
PK, P	= Pink
RD, R	= Red
VT, VO	= Violet
WH, W	= White
YE, Y	= Yellow

# How to use the wiring diagrams 1:2

**The descriptions below apply in general to all wiring diagram manuals, although not all sections are necessarily contained in this manual.**

## A. Component designation

Every component has a component designation that consists of two parts.

The first part is a type number that describes the type of component in question, for example 3/xx.

The second part of the designation is a serial number, e.g. x/2.

Together, this constitutes a component designation, e.g. 3/2.

At the end of the manual is a list of components, where, with the help of the component designation, you can read off the name of the component, for example, 3/2 = light switch.

## List of type numbers

The list shows which type of component that respective type numbers refer to, for example, 3/x = switch, 6/x = electric motor, etc.

1	Battery
2	Relay
3	Switch
4	Control module
5	Driver information module
6	Electric motor
7	Sensor
8	Actuator
9	Heating element
10	Light
11	Fuse
15	Electrical distribution rail/box
16	Audio
17	Service/diagnostics
18	Contact reel
19	Meter
20	Ignition component/shunt
27	Optics
31	Ground connection
63	Branching point
64	Connector

## B. Branching points

The wiring diagrams contain numbered junction points, e.g. 63/352.

This manual contains a section with a list of branching points. This list shows all the components that are connected to each branching point.

The location of the branching points is shown in the "Cable harness routing in vehicle" section.

## C. Connectors

Connectors provide a bridge between two cable harnesses and are described in the "Connectors" section.

## D. Electrical distribution

Operation of the fuses and relays is shown in the "Electrical distribution" section.

## E. Data communication

Today's cars contain CAN and MOST networks that transfer information. Connections to these networks are not shown in their entirety in the respective wiring diagram. Complete information on CAN and MOST communication is found in the section "Control modules".

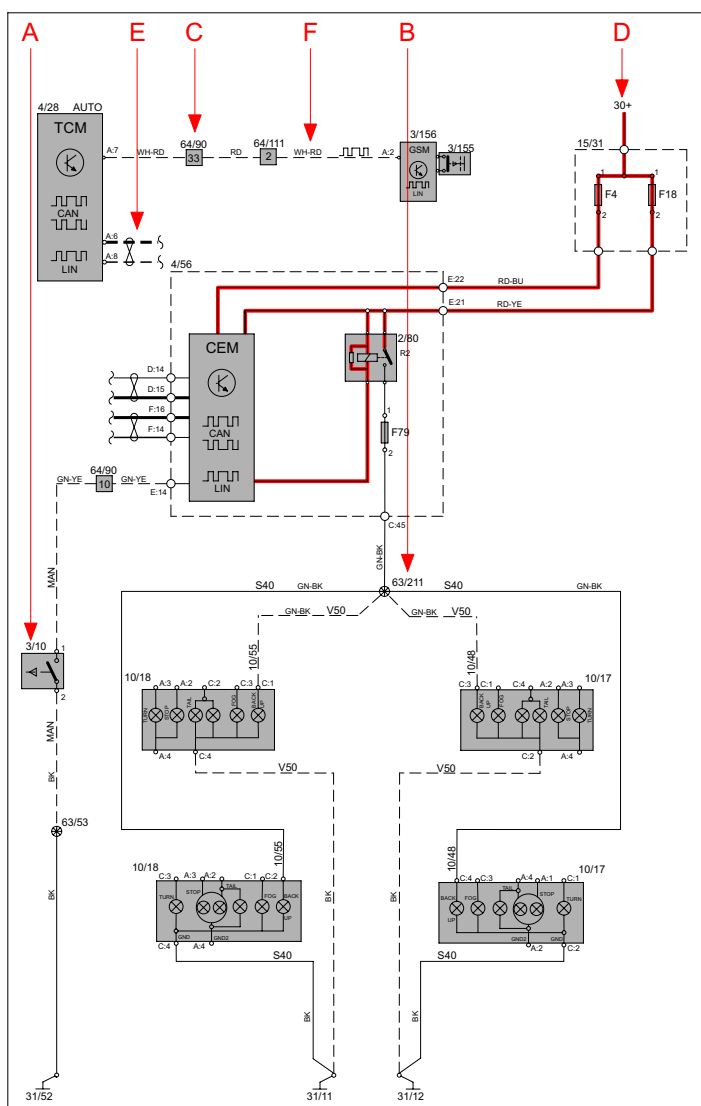
## F. Abbreviations

A number of different abbreviations are used in the manual. These are explained in the section "Abbreviations".

## G. Component location

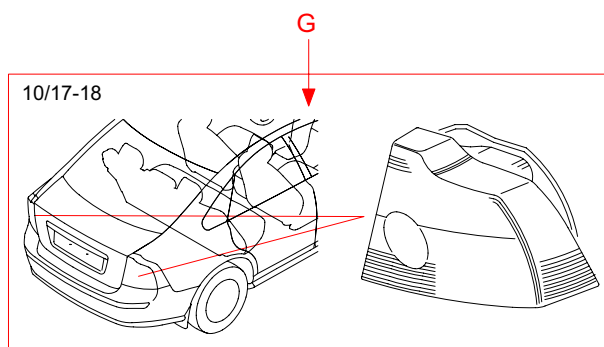
There is a section at the end of the manual in which the appearance and location of components is described in numerical order.

## How to use the wiring diagrams 2:2

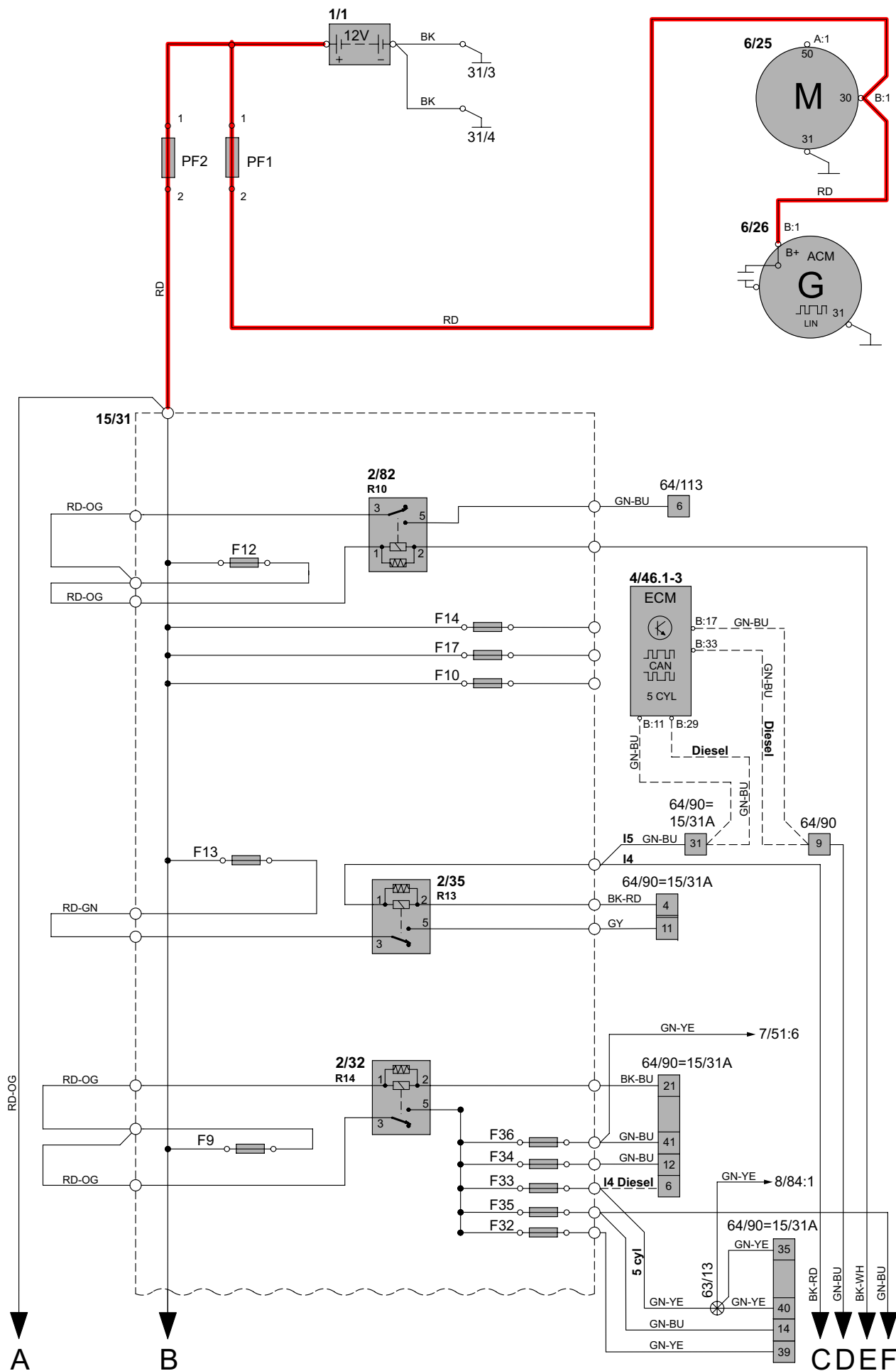


### Explanation of symbols

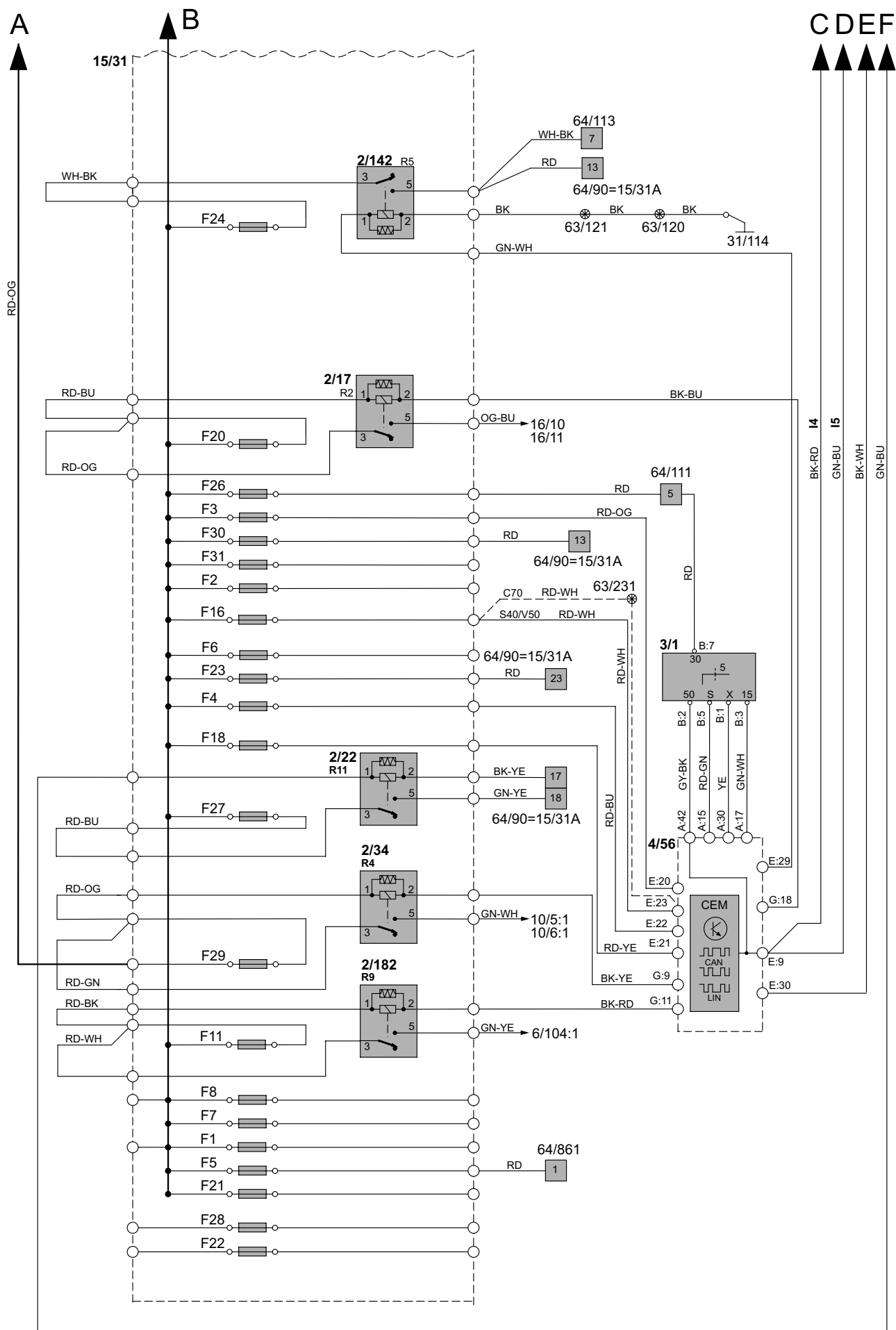
- = System voltage
- = Ground connection via wiring
- = Ground connection in component/chassis
- = Screened wire
- = Junction point
- = Twisted cable
- = Electrical connection
- = Variant
- = CAN communication
- = CAN high data signal (CAN H)
- = CAN low data signal (CAN L)
- = LIN communication
- = LIN communication
- = DIN cable, coaxial cable, etc.
- = Data communication
- = CAN communication
- = MOST communication
- = MOST communication
- = Connection with distribution box
- = Further connection to...
- = Connector between cable harnesses
- = Connector connected in component



## Electrical distribution 1:2 Overview

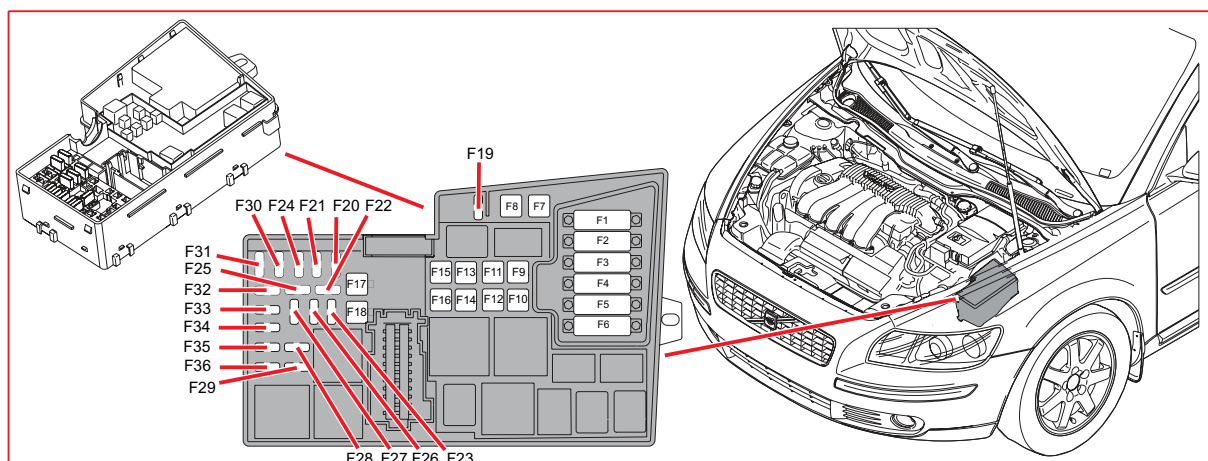


## Electrical distribution 2:2 Overview



# Fuses

## Engine compartment distribution box F1-F10



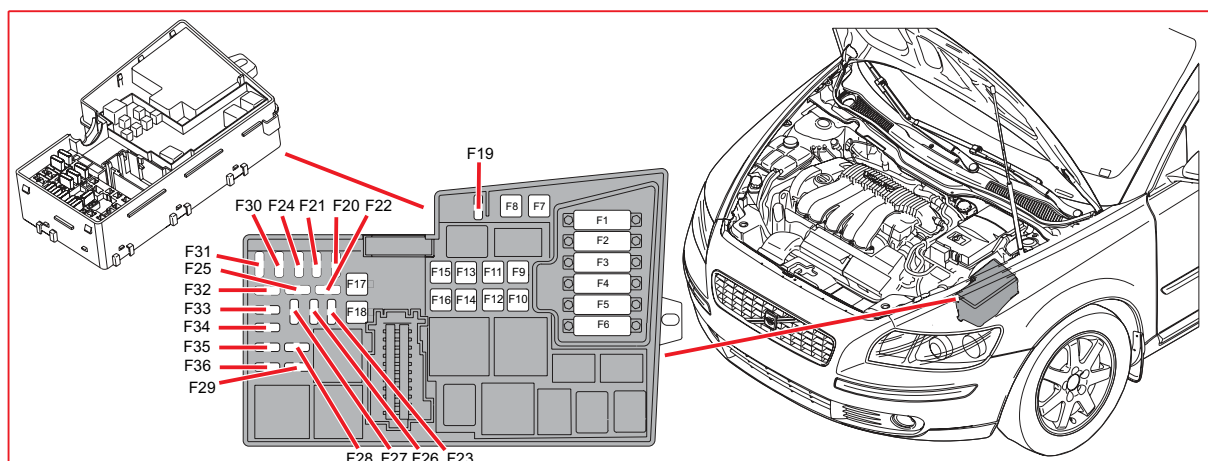
## 15/31 Engine compartment distribution box

No.	Fuse function	via	A
F1	4/71 Cooling fan control module	-	50
F2	6/71 Electrical Power Steering Module (EPS)	-	80
F3	2/193 Relay, comfort functions	-	60
	F45 Fuse in the Central Electronic Module (CEM)	2/193	
	F48-F49 Fuses in the Central Electronic Module (CEM)	2/193	
	F60-F61 Fuses in the Central Electronic Module (CEM)	2/193	
	F62-F63 Fuses in the Central Electronic Module (CEM)	-	
	F68-F69 Fuses in the Central Electronic Module (CEM)	2/193	
	F84-F85 Fuses in the Central Electronic Module (CEM)	-	
F4	2/63 Relay, high beam	-	60
	4/56 Central Electronic Module (CEM)	-	
	F55 Fuses in the Central Electronic Module (CEM)	-	
	F58-F59 Fuses in the Central Electronic Module (CEM)	2/63	
	F74 Fuses in the Central Electronic Module (CEM)	-	
	F77 Fuses in the Central Electronic Module (CEM)	-	
F5	9/41 PTC-element	-	80
F6	4/109 Glow plug control module, 4-cyl. Diesel	-	60
	4/109 Glow plug control module, 5-cyl. Diesel	-	70
F7	4/16 Brake Control Module (BCM), pump	-	30
F8	4/16 Brake Control Module (BCM), valves	-	20
F9	2/32 Main relay, engine management system	-	30
	F32-F36 Fuses in the engine compartment distribution box	2/32	
F10	4/31 Fan control module	-	40
continues			



# Fuses

## Engine compartment distribution box F11-F18

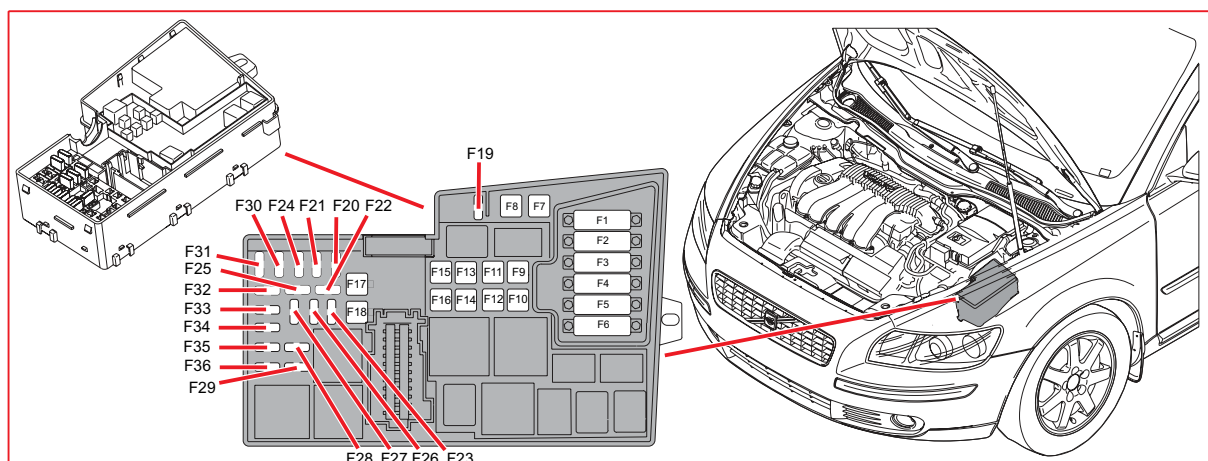


### 15/31 Engine compartment distribution box

No.	Fuse function	via	A
F11	2/182 Relay, headlight washer motor 6/104 Pump, high pressure headlight washer	- 2/182	20
F12	2/82 Relay, heated rear window 9/2 Heated rear window	- 2/82, 16/141	30
F13	6/25 Starter motor	2/35	30
F14	4/110 Trailer Module (TRM)	-	40
F15	4/59 Convertible Roof Module (CRM)		30
F16	2/159 Infotainment relay, S40/V50 16/105 Audio module (AUD), S40/V50 F22 Engine compartment distribution box, S40/V50 F43 Fuse in the Central Electronic Module (CEM), S40/V50 F64 Fuse in the Central Electronic Module (CEM), S40/V50 F65-F67 Fuses in the Central Electronic Module (CEM), S40/V50	- - - - - 2/159	30
F16	2/159 Infotainment relay, C70 16/105 Audio module (AUD), C70 F22 Engine compartment distribution box, C70 F43 Fuse in the Central Electronic Module (CEM), C70 F64 Fuse in the Central Electronic Module (CEM), C70 F65-F67 Fuses in the Central Electronic Module (CEM), C70	- - - - - 2/159	40
F17	6/1 Wiper Motor Module (WMM)	-	30
F18	2/80 Relay, reversing light 2/89 Relay, interior lighting 4/56 Central Electronic Module (CEM) F46-F47 Fuses in the Central Electronic Module (CEM) F56-F57 Fuses in the Central Electronic Module (CEM) F79 Fuse in the Central Electronic Module (CEM) F81-F83 Fuses in the Central Electronic Module (CEM) F86 Fuse in the Central Electronic Module (CEM)	- - - 2/89 - 2/80 - 2/89	40
continues			

# Fuses

## Engine compartment distribution box F20-F31

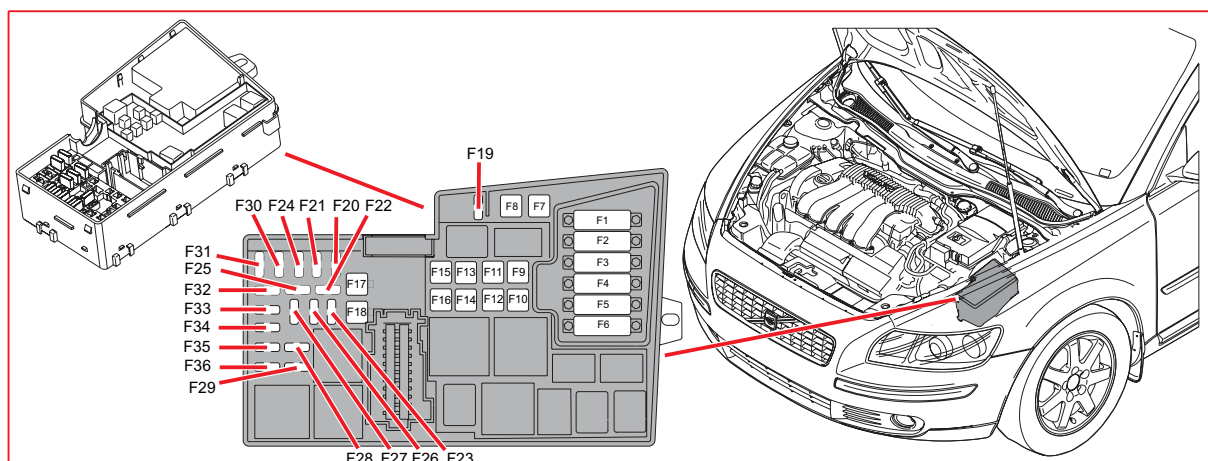


### 15/31 Engine compartment distribution box

No.	Fuse function	via	A
F20	2/17 Relay, horn 16/10 Horn 1 16/11 Horn 2	- 2/17 2/17	15
F21	4/7 Combustion Preheater Module (CPM)	-	20
F22	16/79 Subwoofer Module (SUB)	-	25
F23	4/28 Transmission Control Module (TCM) 4/46 Engine Control Module (ECM), 5-cyl.	- -	10
F24	9/32 PTC resistor, crankcase ventilation 9/38 Electrically heated fuel filter	2/142 2/142	20
F26	3/1 Start Control Module (SCU) 4/56 Central Electronic Module (CEM) F44 Fuse in the Central Electronic Module (CEM) F51-F54 Fuses in the Central Electronic Module (CEM) F73 Fuse in the Central Electronic Module (CEM)	- 3/1 3/1 3/1 3/1	15
F27	8/3 Electromagnetic clutch, climate control system	2/22	10
F29	2/34 Relay, front fog lights 10/5 Fog light, front left 10/6 Fog light, front right	- 2/34 2/34	15
F30	4/46 Engine control module (ECM), 4-cyl. 2.0l/1.6l Diesel	-	3
F31	6/26 Alternator, 4-cyl.	-	10
continues			

# Fuses

## Engine compartment distribution box F32-F34

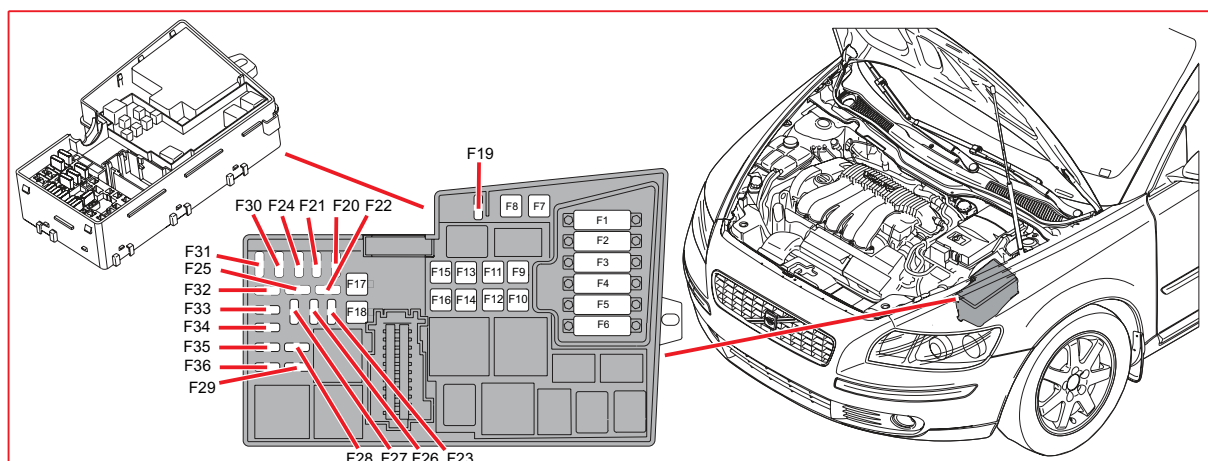


## 15/31 Engine compartment distribution box

No.	Fuse function	via	A
F32	6/143 Regulator motor, Turbo 7/15 Front heated oxygen sensor, 4-cyl. 7/17 Mass airflow sensor (MAF) 7/82 Rear heated oxygen sensor, 4-cyl. 8/6-8/10 Injection valves, 5-cyl. 8/121 Coolant valve, 4-cyl. 2.0l Diesel 8/122 Rear heated oxygen sensor, 4-cyl. 1.6l Diesel	- - - - - - -	10
F33	4/46 Engine control module (ECM), 5-cyl. Diesel 6/114 Vacuum pump, 5-cyl. 7/15 Front heated oxygen sensor, 5-cyl. 7/82 Rear heated oxygen sensor, 5-cyl. T 7/186 Rear heated oxygen sensor, not 5-cyl. 7/187 Center heated oxygen sensor, not 5-cyl. 8/84 Switch, vacuum pump 9/32 PTC resistor, crankcase ventilation 9/38 Heated fuel filter, Diesel	- 8/84 - - - - - - -	20
F34	8/6-8/9 Injection valves, 1.6l. 8/77 Fuel volume control valve, 4-cyl. 2.0l Diesel 8/111 High-pressure solenoid valve, 4-cyl. 1.6l Diesel 8/113 Fuel pressure bypass valve, Man 8/119 Pressure monitor, climate control system, 5-cyl. 8/120 EGR valve 8/133 Control valve fuel pressure 20/3 -20/7 Spark plug and ignition coil 20/17 Transformer, ignition coils, 1.6l	- - - - - - - -	10
continues			

# Fuses

## Engine compartment distribution box F35-FH1

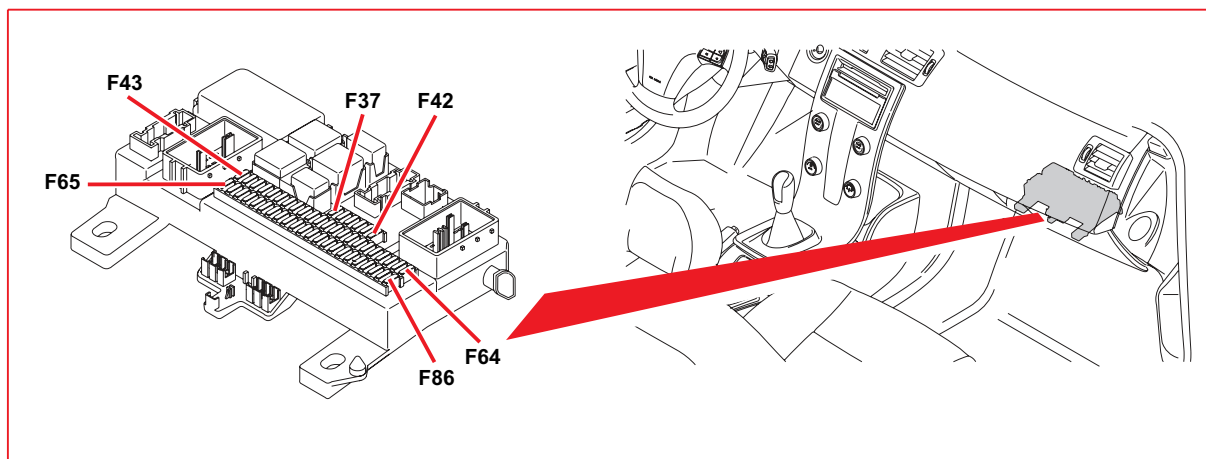


## 15/31 Engine compartment distribution box

No.	Fuse function	via	A
F35	2/22 Relay, climate control system	-	15
	4/46 Engine control module (ECM), 5-cyl. Diesel	-	
	6/67 Pump, fuel leakage control	2/22	
	6/99 Engine EGR	-	
	7/17 Mass airflow sensor (MAF)	-	
	7/192 Water detection sensor	-	
	8/6-8/9 Injection valves	-	
	8/18 EVAP valve	-	
	8/19 Solenoid, variable valve timing, intake	-	
	8/28 Turbocharger control valve	-	
	8/45 Solenoid, variable valve timing, intake	-	
	8/65 Power steering pressure monitor	-	
	8/81 Solenoid, variable valve timing outlet	-	
	8/82 Solenoid, variable turbo geometry, 4-cyl. Diesel	-	
	8/114 Valve mixing air/fuel	-	
	8/132 Control valve inlet	-	
	9/32 PTC-resistor air preheating	-	
F36	4/46 Engine Control Module (ECM)	-	10
	7/15 Heated oxygen sensor, front	-	
	7/51 Accelerator pedal sensor	-	
FH1	10/65 Auxiliary light, front right	2/64	20
	10/69 Auxiliary light, front left	2/64	

## Fuses

### Central Electronic Module (CEM) F43-F49

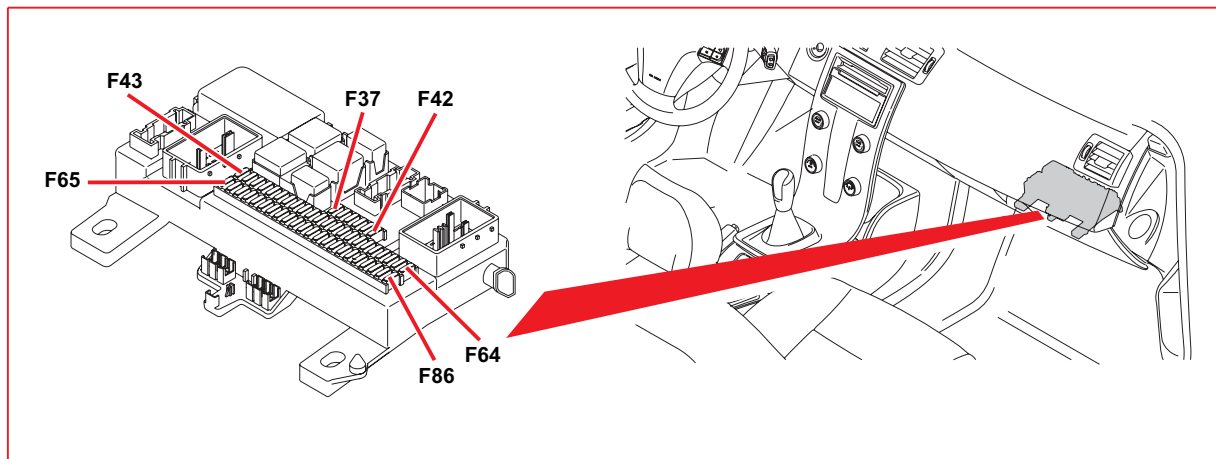


### 4/56 Central Electronic Module (CEM)

No.	Fuse function	via	A
F43	16/1 Integrated Audio Module (IAM) 16/46 RTI Display 16/60 Phone Module (PHM) 16/108 Multimedia Module (MMM)	- - - -	15
F44	4/9 Supplemental Restraint System Module (SRS)	-	10
F45	9/1 Front 12V outlet 9/25 Rear 12V outlet	- -	15
F46	3/111 Light Switch Module (LSM) 5/1 Driver Information Module (DIM) 10/1 Lamp housing, front left 10/2 Lamp housing, front right 10/29 Glove compartment lighting 10/97 Courtesy lighting, left 10/102 Courtesy lighting, right	- - - - - - -	5
F47	10/22 Ceiling light 10/150 Rear reading light 10/114 Vanity mirror lighting, left 10/115 Vanity mirror lighting, right	- - - -	5
F48	2/16 Relay, rear window wiper 2/92 Relay, windshield washer motor 2/93 Relay, rear window washer motor 6/2 Washer pump 6/2 Washer pump 6/32 Rear window wiper motor	- - - 2/92 2/93 2/16	15
F49	4/9 Supplemental Restraint System Module (SRS) 7/93 Occupant Weight Sensor (OWS), USA/CDN	- -	10
continues			

## Fuses

### Central Electronic Module (CEM) F51-F63

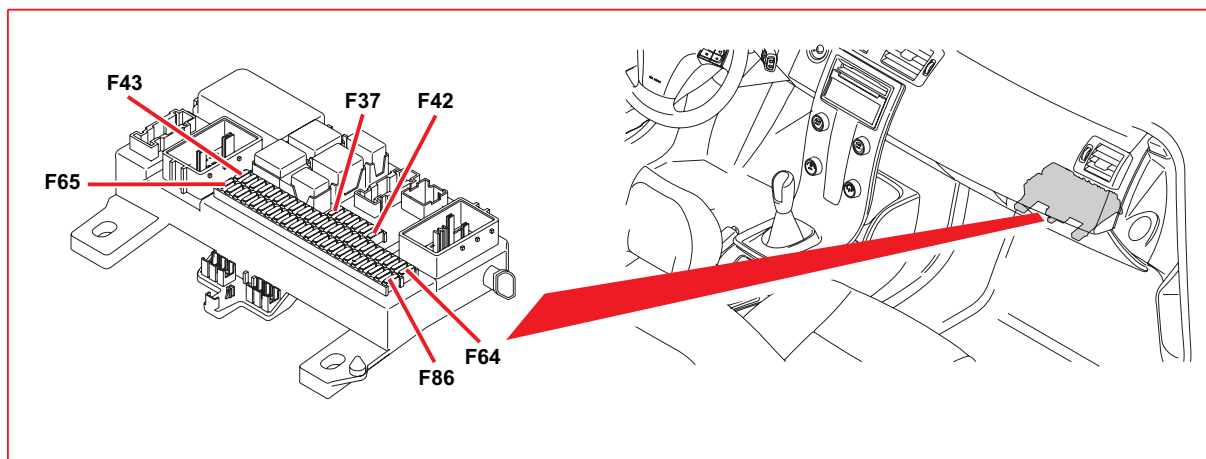


### 4/56 Central Electronic Module (CEM)

No.	Fuse function		via	A
F51	2/142	Fuel filter preheater relay	-	10
	4/82	Differential Electronic Module (DEM)	-	
	4/86	Parking Assistance Module (PAM)	-	
	4/112	Gas Discharge Lamp Module (GDL), master, left	-	
	4/113	Gas Discharge Lamp Module (GDL), slave, right	-	
	10/1	Front left lamp housing, beam length adjustment	4/112	
	10/2	Front right lamp housing, beam length adjustment	4/113	
F52	4/16	Brake Control Module (BCM)	-	5
	4/28	Transmission Control Module (TCM)	-	
F53	6/71	Electrical Power Steering Module (EPS)	-	10
F54	4/46	Engine Control Module (ECM), 5-cyl. T	-	10
F55	4/93	Keyless Vehicle Module (KVM)	-	20
F56	16/35	Siren Control Module (SCM)	-	10
F57	3/9	Contact brake light	-	15
	17/13	Data link connector	-	
F58	4/113	Gas Discharge Lamp Module (GDL), slave, right	-	7.5
	10/2	Lamp housing, front right	-	
F59	4/112	Gas Discharge Lamp Module (GDL), master, left	-	7.5
	10/1	Lamp housing, front left	-	
F60	9/12	Seat Heating Module (SHM), driver's side	-	15
F61	9/13	Seat Heating Module (SHM), passenger side	-	15
F62	4/33	Sunroof control module	-	20
F63	3/129	Rear Right Door Module (RDM)	-	20
continues				

## Fuses

### Central Electronic Module (CEM) F64-F74



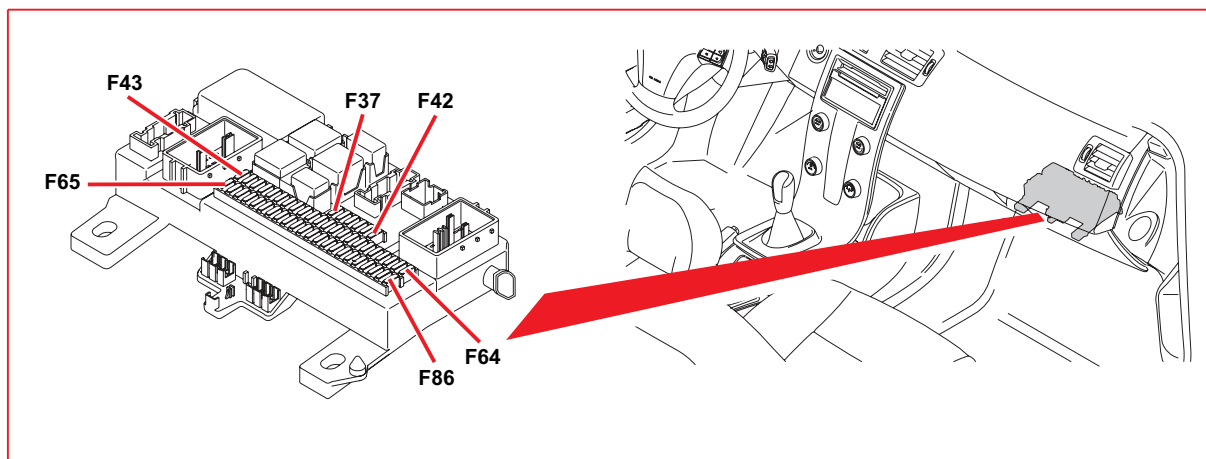
### 4/56 Central Electronic Module (CEM)

No.	Fuse function		via	A
F64	10/245	Lock indicator, left door, C70	-	5
	10/246	Lock indicator, right door, C70	-	
	16/49	Traffic Message Channel Module (TMC)	-	
	16/139	Global Positioning System Module (GPS)	-	
	16/145	Remote Digital Audio Receiver (RDAR)	-	
F65	2/157	Relay, subwoofer control module	-	5
	7/182	Remote control IR sensor, RTI	-	
	16/46	RTI Display	-	
	16/105	Audio Module (AUD)	-	
	16/150	AM/FM antenna and amplifier, rear right fender	-	
F66	3/112	Climate Control Module (CCM)	-	10
	16/1	Integrated Audio Module (IAM)	-	
	16/1.2	Infotainment Control Module (ICM)	-	
F68	3/254	Steering Wheel Module (SWM)	-	5
F69	6/48	Damper Motor Module (DMM), recirculation	-	5
	6/95	Damper Motor Module (DMM), left-hand side	-	
	6/96	Damper Motor Module (DMM), right-hand side	-	
	6/102	Damper Motor Module (DMM), defroster	-	
	6/103	Damper Motor Module (DMM), floor/ventilation	-	
	7/149	Rain Sensor Module (RSM)	-	
	7/159	Air quality sensor	-	
F73	3/117	Switch unit, ceiling light	-	5
	3/217	Belt buckle contact, rear left	-	
	3/218	Belt buckle contact, center rear	-	
	3/219	Belt buckle contact, rear right	-	
	4/33	Sunroof control module	-	
	8/48	Auto-dimming rearview mirror	-	
	10/22	Ceiling light	-	
F74	4/83	Fuel pump control module, Gasoline	2/23	15
	6/33	Fuel pump	2/23, 26/5	
continues				



## Fuses

### Central Electronic Module (CEM) F77-F86



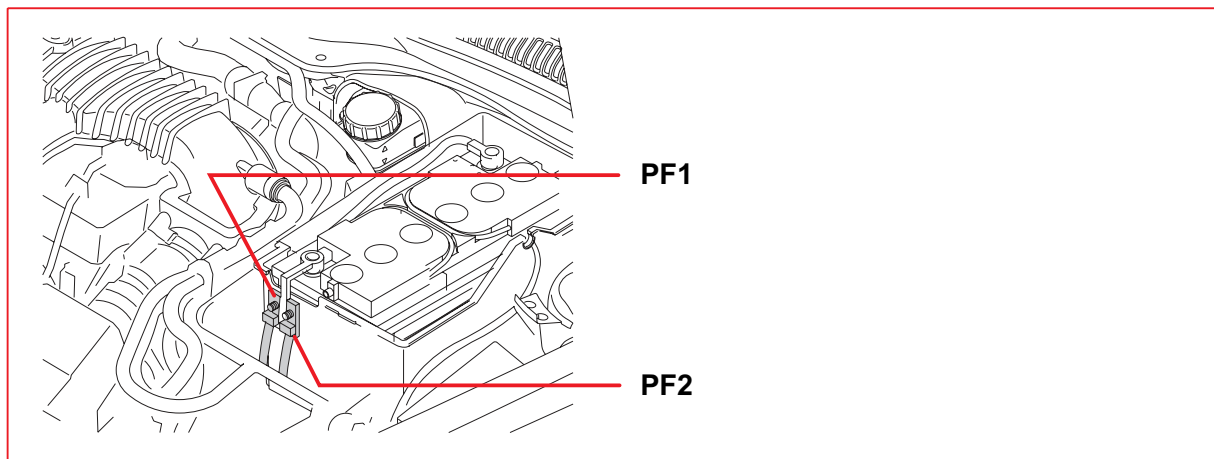
#### 4/56 Central Electronic Module (CEM)

No.	Fuse function	via	A
F77	4/78 Accessory Electronic Module (AEM)	-	15
	17/19 12V outlet, cargo compartment	-	
	17/39 13-pin outlet, tow hitch cable harness	-	
F79	8/48 Auto-dimming rearview mirror	2/80	5
	10/48 Reversing light, right	-	
	10/55 Reversing light, left	-	
F81	3/128 Rear Left Door Module (LDM)	-	20
F82	3/127 Passenger Door Module (PDM)	-	25
F83	3/126 Driver Door Module (DDM)	-	25
F84	3/27 Switch unit, power passenger seat	-	25
	4/54 Power Seat Module (PSM)	-	
F85	3/26 Switch unit, power driver's seat	-	25
	4/52 Power Seat Module (PSM)	-	
F86	3/26 Switch unit, power driver's seat	-	5
	3/27 Switch unit, power passenger seat	-	
	3/268 Load assistance switch	-	
	4/52 Power Seat Module (PSM)	-	
	4/54 Power Seat Module (PSM)	-	
	10/24 Cargo compartment lighting	-	
	10/25 Ceiling light, cargo compartment	-	
	10/26 Reading light, rear left	-	
	10/27 Reading light, rear right	-	
	10/114 Vanity mirror lighting, left	-	
	26/5 DC/AC converter, fuel tank	2/23	



## Fuses

### Battery PF1-PF2

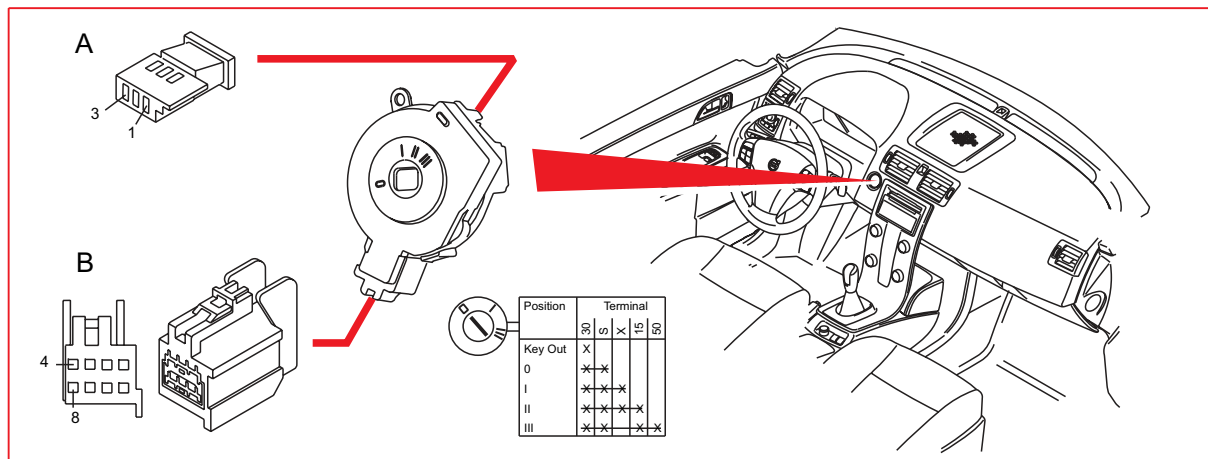


#### 1/1 Battery

No.	Fuse function	via	A
PF1	6/25 Starter motor	-	150
	6/26 Alternator	-	
PF2	F1-F14 Fuses in the engine compartment distribution box	-	150
	F16-F18 Fuses in the engine compartment distribution box	-	
	F20-F21 Fuses in the engine compartment distribution box	-	
	F23-F24 Fuses in the engine compartment distribution box	-	
	F26-F27 Fuses in the engine compartment distribution box	-	
	F29-F31 Fuses in the engine compartment distribution box	-	

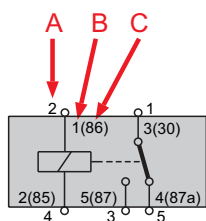
## Relays

### Ignition switch and relays



### Relays, general

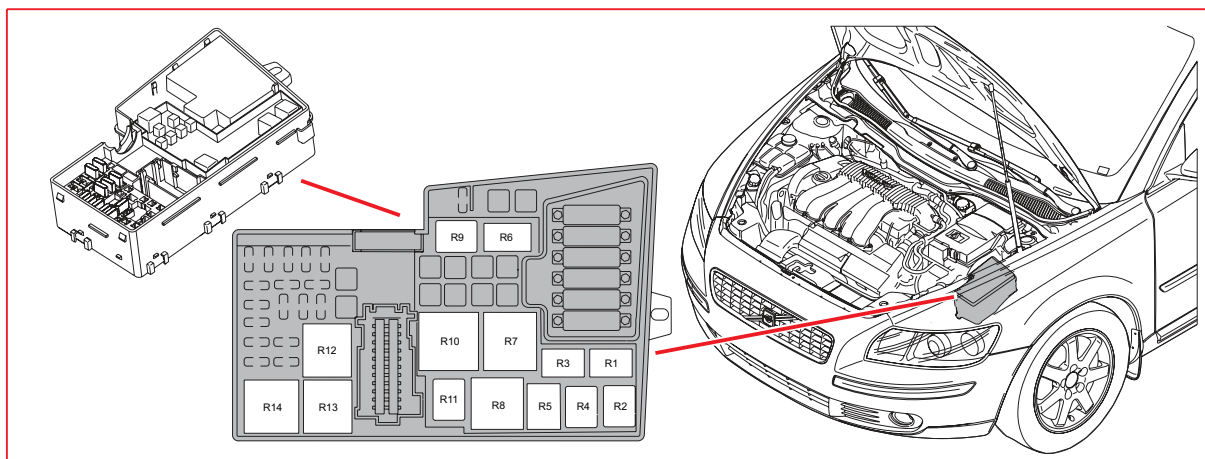
The diagram indicates two or three different designations for the relay's position. This is described below.



- A = Corresponds to the position on the back of the relay box (wiring side)
- B = Corresponds to the position on the relay.
- C = An old designation that may be found on the relay

## Relays

### Distribution box in engine compartment R2-R14

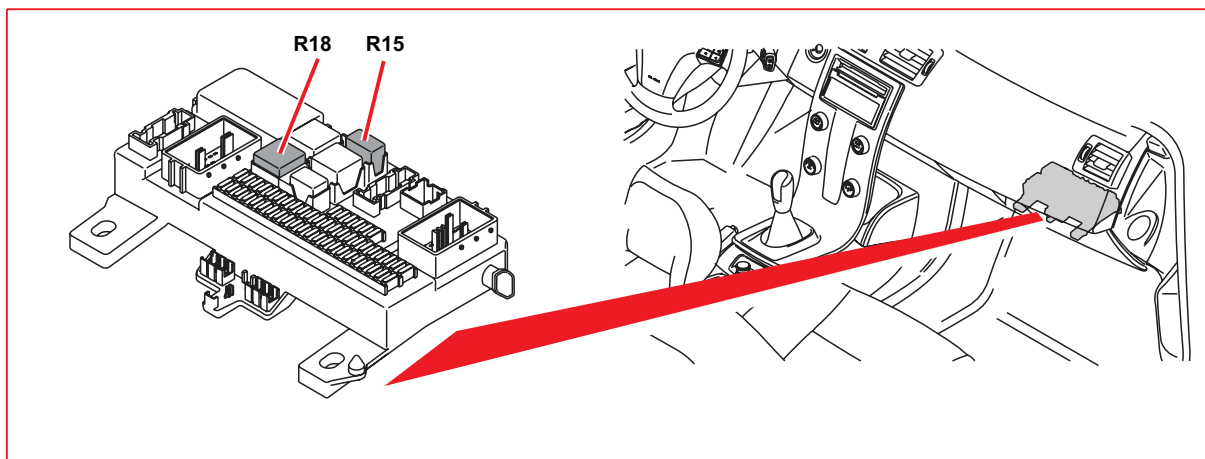


### 15/31 Engine compartment distribution box

Pos	Relay function	
R2	2/17	Relay, horn
R4	2/34	Relay, front fog lights
R5	2/142	Fuel filter preheater relay
R9	2/182	Relay, headlight washer motor
R10	2/82	Relay, heated rear window
R11	2/22	Relay, climate control system
R13	2/35	Relay, starter motor
R14	2/32	Main relay, engine management system

## Relays

### Central Electronic Module (CEM) R15-R18

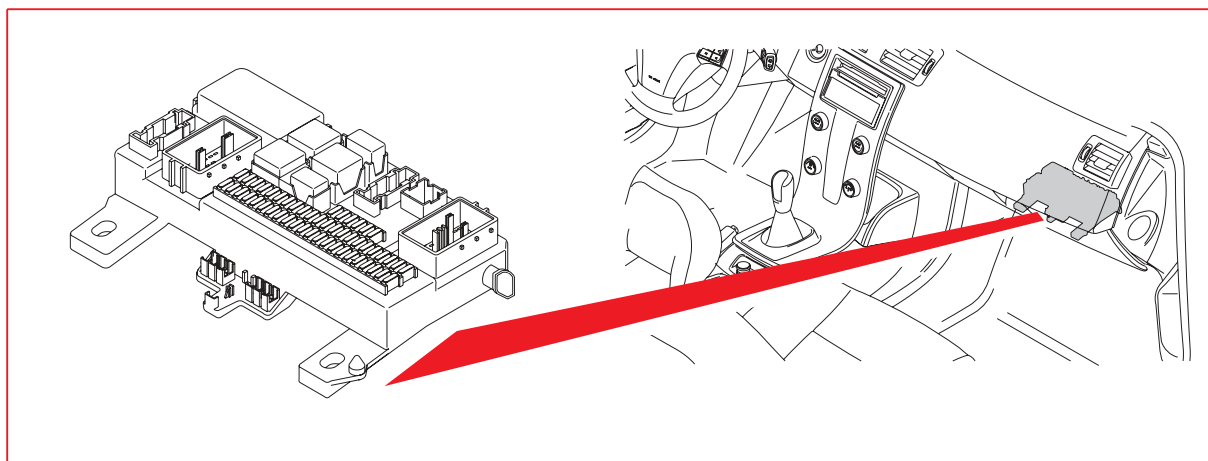


#### 4/56 Central Electronic Module (CEM)

Pos	Relay function	
R15	2/23	Fuel pump relay, Gasoline
R18	2/193	Relay, comfort functions

## Relays - soldered

### Central Electronic Module (CEM) R1-R11B



#### 4/56 Central Electronic Module (CEM)

Pos	Relay function	
R1	2/89	Relay, interior lighting
R2	2/80	Relay, reversing light
R7A	2/92	Relay, windshield washer motor
R7B	2/93	Relay, rear window washer motor
R8	2/63	Relay, high beam
R11A	2/16	Relay, rear window wiper
R11B	2/159	Relay, infotainment

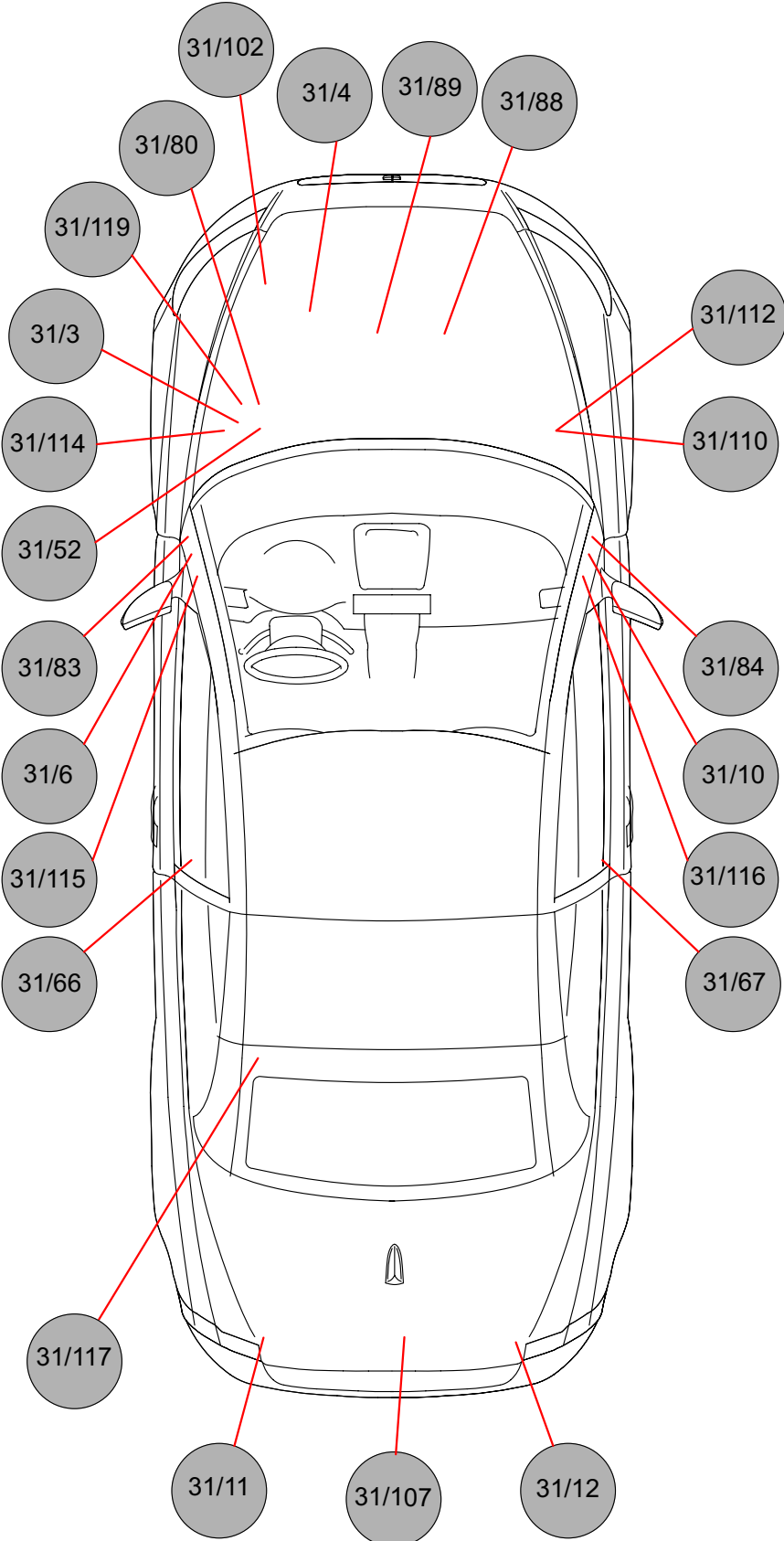
## Relays

### Other relays

#### Relays accessories

Pos	Relay function	
Dashboard	2/64	Relay auxiliary lights
Cargo compartment	2/157	Relay, subwoofer control module
Front member	2/192	Relay, electric engine heater
Beneath glove compartment	2/238	Relay, audio disconnection

**Ground connections**  
**Overview**



## Ground connections

### 31/3 - 31/10

<b>31/3</b>	<b>Left MacPherson strut tower</b>
1/1	Battery

<b>31/4</b>	<b>Engine</b>
1/1	Battery

<b>31/6</b>	<b>A-post, driver's side</b>
3/111	Switch unit, lights
4/102	Steering Column Lock Module (SCL)
10/1	Lamp housing, front left
10/2	Lamp housing, front right
17/13	Data link connector

<b>31/10</b>	<b>A-post, passenger side</b>
2/16	Relay, rear window wiper
2/23	Relay, fuel pump
2/63	Relay, high beam
2/89	Relay, interior lighting
2/92	Relay, windshield washer motor
2/93	Relay, rear window washer motor
2/159	Relay, infotainment
2/193	Relay, comfort functions
3/25	Switch, power roof/sunroof
3/112	Climate Control Module (CCM)
3/117	Switch unit, ceiling light
3/156	Gear Selector Module (GSM)
3/173	Switch, trunk lid/tailgate private lock
3/286	BLIS switch
4/33	Sunroof control module
4/56	Central Electronic Module (CEM)
6/2	Washer pump
6/48	Damper motor, recirculation
6/95	Damper Motor Module (DMM), left-hand side
6/96	Damper Motor Module (DMM), right-hand side
6/102	Damper Motor Module (DMM), defroster
6/103	Damper Motor Module (DMM), floor/ventilation
6/117	Interior temperature sensor
7/122	Mass Movement Sensor Module (MMS), front
7/149	Rain Sensor Module (RSM)
7/159	Air quality sensor
8/48	Auto-dimming rearview mirror
8/134	Solenoid, reverse interlock, manual
9/1	Front 12V outlet
9/25	Rear 12V outlet
10/22	Ceiling light
10/29	Glove compartment lighting
10/114	Vanity mirror lighting, left, S40/V50
10/115	Vanity mirror lighting, right
10/150	Rear reading light
16/1	Integrated Audio Module (IAM)
16/93	Control module, cellular phone handsfree



## Ground connections

### 31/11 - 31/52

<b>31/11</b>	<b>Rear left side</b>
3/78	Lock unit, trunk lid/tailgate
4/78	Accessory Electronic Module (AEM)
10/18	Lamp housing, rear left
16/79	Subwoofer Module (SUB)
16/105	Audio Module (AUD)
16/145	Remote Digital Audio Receiver (RDAR)
17/19	12V outlet, cargo compartment, C70

<b>31/12</b>	<b>Rear right side</b>
4/59	Convertible Roof Module (CRM)
4/78	Accessory Electronic Module (AEM)
4/86	Parking Assistance Module (PAM)
4/110	Trailer Module (TRM)
6/37	Lock motor, fuel filler flap
10/17	Lamp housing, rear right
16/139	Global Positioning System Module (GPS)
16/145	Remote Digital Audio Receiver (RDAR)
17/19	12V outlet, cargo compartment, S40/V50
17/37	4-pin outlet, tow hitch cable harness
17/38	7-pin outlet, tow hitch cable harness
17/39	13-pin outlet, tow hitch cable harness

<b>31/52</b>	<b>Left MacPherson strut tower</b>
3/10	Reversing light contact
4/28	Transmission Control Module (TCM)
4/46	Engine Control Module (ECM)
7/24	Front knock sensor, Gasoline
7/192	Water detection sensor, Diesel
8/3	Electromagnetic clutch, climate control system, Diesel
9/32	PTC resistor, crankcase ventilation
9/38	Heated fuel filter, Diesel
10/65	Auxiliary light, front right
10/69	Auxiliary light, front left

## Ground connections

### 31/66 - 31/67

<b>31/66</b>	<b>Left B-post</b>
3/26	Switch unit, power driver's seat, LHD
3/27	Switch unit, power passenger seat, RHD
3/35	Switch, handle, trunk lid/tailgate
3/76	Lock unit, rear left door
3/78	Lock unit, trunk lid/tailgate
3/85	Power window switch, rear left door
3/128	Rear Left Door Module (LDM)
3/260	Contact, locking, rear left
3/264	Contact, unlocking, rear left
3/287	Rear seat entry switch, left
4/52	Power Seat Module (PSM), LHD
4/54	Power Seat Module (PSM)
4/93	Keyless Vehicle Module (KVM), RHD
6/32	Rear window wiper motor, V50
6/35	Fuel pump, auxiliary heater
8/51	Igniter, side airbag, driver's side, LHD
8/52	Igniter, side airbag, front right, RHD
8/92	Lap belt tensioner, driver, LHD
9/2	Heated rear window
9/12	Seat Heating Module (SHM), driver's side, LHD
9/13	Seat Heating Module (SHM), passenger side, RHD
10/3	License plate lighting, S40
10/19	Auxiliary brake light, V50
10/26	Reading light, rear left
10/114	Vanity mirror lighting, left, C70, LHD

<b>31/67</b>	<b>Right B-post</b>
3/26	Switch unit, power driver's seat, RHD
3/27	Switch unit, power passenger seat, LHD
3/77	Lock unit, rear right door
3/86	Power window switch, rear right door
3/129	Rear Right Door Module (RDM)
3/261	Locking switch, rear right
3/265	Unlocking switch, rear right
3/288	Rear seat entry switch, right
4/52	Power Seat Module (PSM), RHD
4/54	Power Seat Module (PSM)
4/82	Differential Electronic Module (DEM)
4/93	Keyless Vehicle Module (KVM), LHD
7/93	Occupant Weight Sensor (OWS), USA/CDN
7/158	Mass movement sensor rear
8/51	Igniter, side airbag, driver's side, RHD
8/52	Igniter, side airbag, passenger side, LHD
8/92	Driver's lap belt tensioner, RHD
9/12	Seat Heating Module (SHM), driver's side, RHD
9/13	Seat Heating Module (SHM), passenger side, LHD
10/27	Reading light, rear right
10/114	Vanity mirror lighting, left, C70, RHD

## Ground connections

### 31/80 - 31/107

<b>31/80</b>	<b>Left MacPherson strut tower</b>
4/16	Brake Control Module (BCM), valves

<b>31/83</b>	<b>A-post, driver's side</b>
3/1	Ignition switch
3/6	Switch, hazard warning flashers
3/254	Steering Wheel Module (SWM)
4/103	Remote Receiver Module (RRX)
5/1	Driver Information Module (DIM)
17/13	Data link connector

<b>31/84</b>	<b>A-post, passenger side</b>
4/56	Central Electronic Module (CEM)
7/51	Accelerator pedal sensor
7/149	Rain Sensor Module (RSM)
8/31	Airbag igniter, passenger side
8/32	Igniter, airbag stage 2, passenger side
16/1	Integrated Audio Module (IAM)
16/1.2	Infotainment Control Module (ICM)
16/46	RTI Display
16/60	Phone Module (PHM)
16/108	Multimedia Module (MMM)

<b>31/88</b>	<b>Engine</b>
9/32	PTC resistor, crankcase ventilation
20/3	Spark plug and ignition coil
20/4	Spark plug and ignition coil

<b>31/89</b>	<b>Engine</b>
20/5	Spark plug and ignition coil
20/6	Spark plug and ignition coil
20/7	Spark plug and ignition coil

<b>31/102</b>	<b>Front member</b>
2/192	Relay, electric engine heater

<b>31/107</b>	<b>Tailgate (V50)</b>
16/16	Window antenna amplifier
31/117	Ground connection, roof, V50

## Ground connections

### 31/110 - 31/116

<b>31/110 Right MacPherson strut tower</b>	
3/271	Contact, immobilizer, clutch pedal
4/7	Combustion Preheater Module (CPM)
4/113	Control module, gas discharge lamp slave, right
6/1	Wiper Motor Module (WMM)
6/28	Motor, passenger compartment fan
6/104	Pump, high pressure headlight washer
7/4	Brake fluid level sensor
7/5	Washer fluid level sensor
8/119	Pressure monitor, climate control system
8/127	Pressure switch, climate control system, Diesel
10/2	Lamp housing, front right
10/6	Fog light, front right

<b>31/112 Right MacPherson strut tower</b>	
9/41	PTC element, Diesel

<b>31/114 Left MacPherson strut tower</b>	
3/62	Hood alarm contact
4/71	Cooling fan control module
4/109	Glow plug control module, Diesel
4/112	Gas Discharge Lamp Module (GDL), master
6/71	Electrical Power Steering Module (EPS)
6/114	Vacuum pump, Gasoline
10/1	Lamp housing, front left
10/5	Fog light, front left
16/10	Horn 1
16/11	Horn 2
16/35	Siren Control Module (SCM)

<b>31/115 Left A-post</b>	
3/126	Driver Door Module (DDM), LHD
4/83	Fuel pump control module, RHD
4/111	Additive Dosing Module (ADM), RHD
6/33	Fuel pump, RHD

<b>31/116 Right A-post</b>	
3/127	Passenger Door Module (PDM), LHD
4/83	Fuel pump control module, LHD, Gasoline
4/111	Additive Dosing Module (ADM), LHD
6/33	Fuel pump

## Ground connections

### 31/117 - Ground connections in chassis

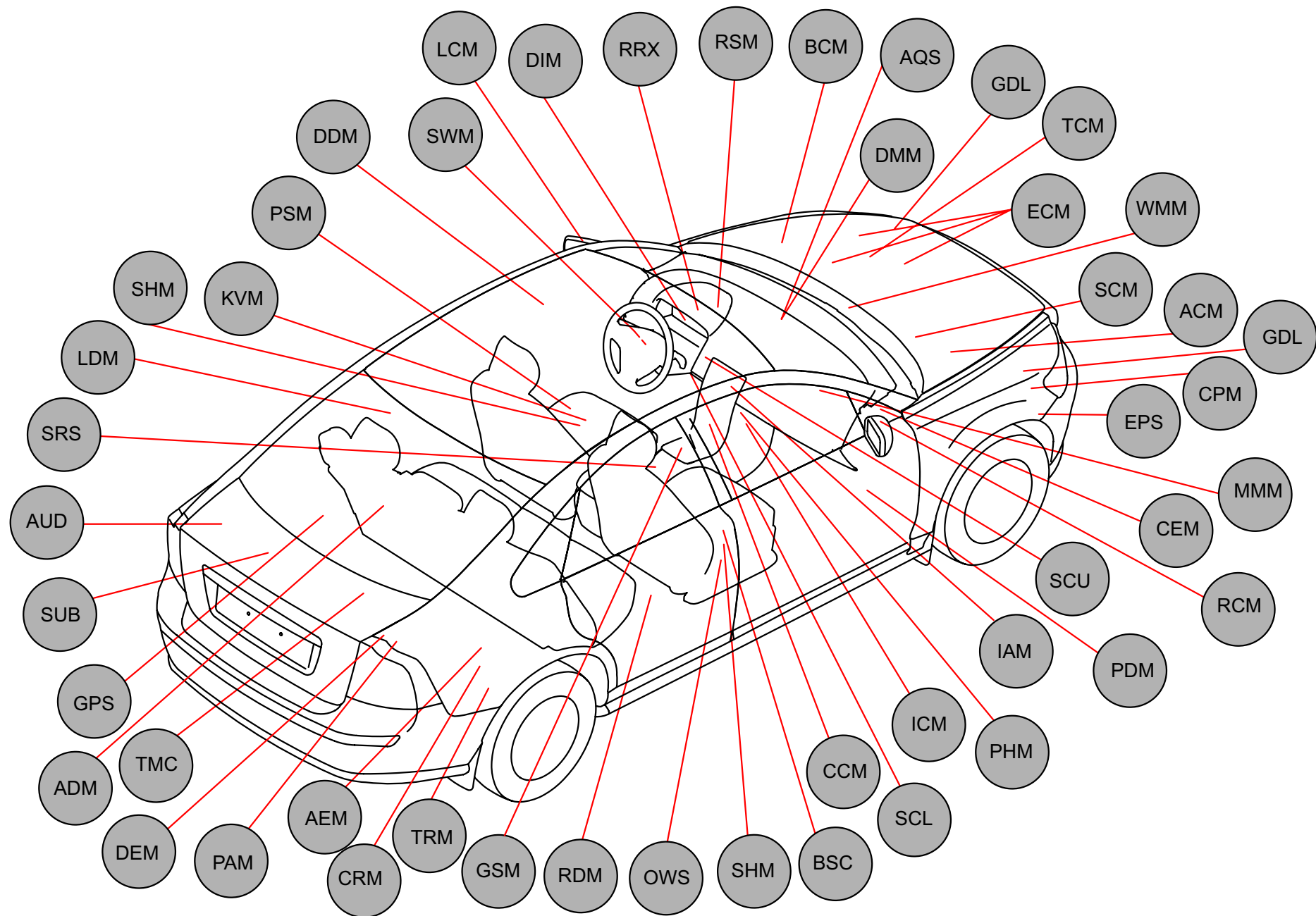
<b>31/117</b>	<b>Roof</b>
31/107	Ground connection, tailgate (V50)

<b>31/119</b>	<b>Left MacPherson strut tower</b>
4/16	Brake Control Module (BCM)

<b>Grounded directly to chassis</b>	
3/4	Switch unit, cruise control (SWS)
3/37	Contact horn
3/47	Parking brake contact
4/9	Supplemental Restraint System Module (SRS)
4/56	Central Electronic Module (CEM)
6/25	Starter motor
7/6	Sensor, coolant temperature
8/3	Electromagnetic clutch, climate control system, Gasoline
8/33	Igniter, belt tensioner, driver's side
8/34	Igniter, belt tensioner, passenger side
8/55	Igniter, rear left belt tensioner
8/56	Igniter, rear right belt tensioner
8/66	Igniter, left inflatable curtain
8/67	Igniter, right inflatable curtain
8/128	Driver's belt force limiter
8/129	Passenger belt force limiter
16/16	Window antenna amplifier
16/49	Traffic Message Channel Module (TMC)
16/141	Interference filter, rear window, left
16/142	Interference filter, rear window, right
16/150	AM/FM antenna and amplifier, rear right fender
18/4	Contact reel
20/22-25	Glow plug

## Control modules

### Overview of locations

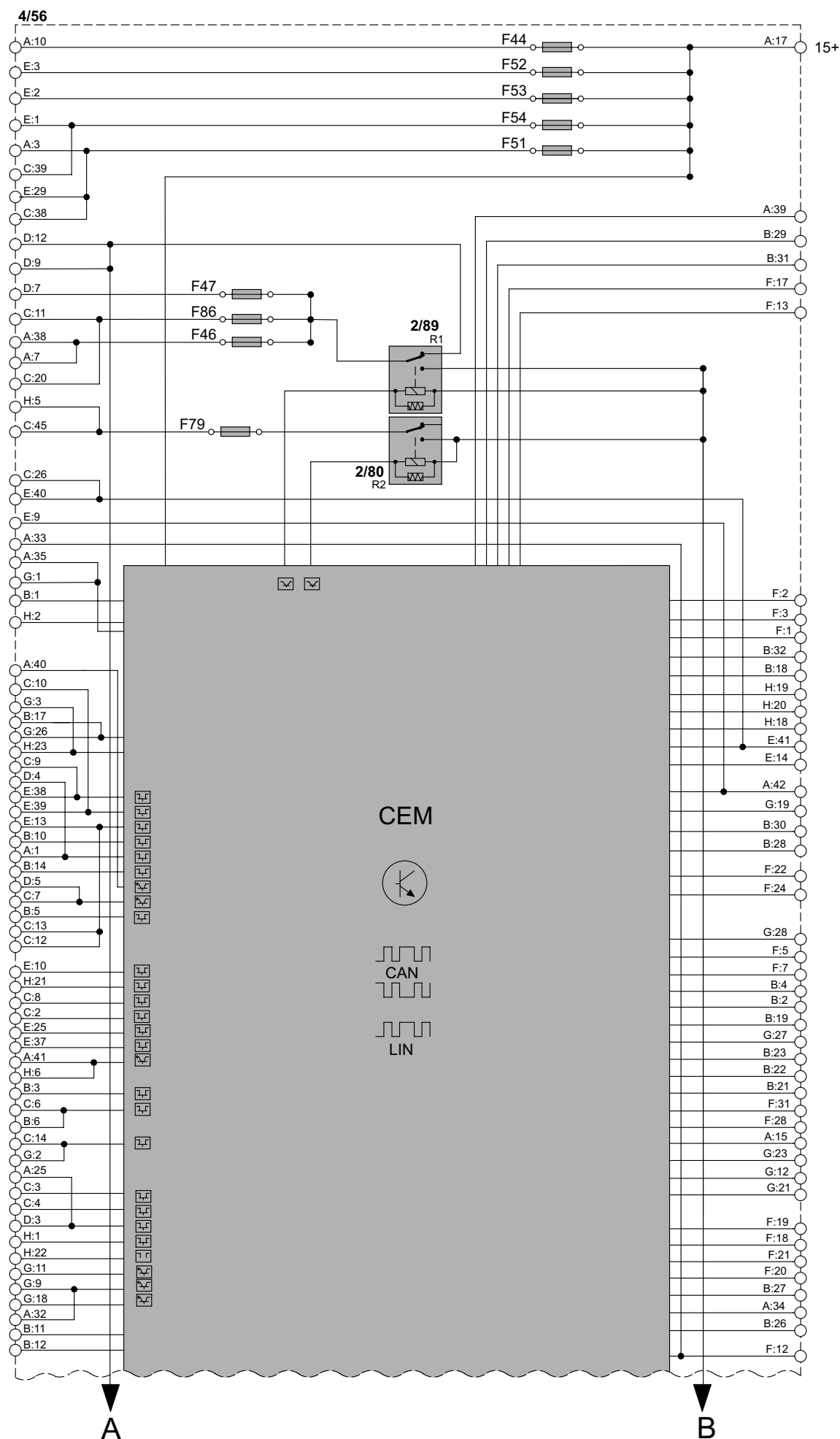


## Control modules

### Overview of designations

Unit	Designation
ACM	6/26 Alternator Control Module (ACM)
ADM	4/111 Additive Dosing Module (ADM)
AEM	4/78 Accessory Electronic Module (AEM)
AQS	7/159 Air Quality Sensor (AQS)
AUD	16/105 Audio Module (AUD)
BCM	4/16 Brake Control Module (BCM)
BSC	7/164 Body Sensor Cluster Stability Sensor (BSC)
CCM	3/112 Climate Control Module (CCM)
CEM	4/56 Central Electronic Module (CEM)
CPM	4/7 Combustion Preheater Module (CPM)
DDM	3/126 Driver Door Module (DDM)
DEM	4/82 Differential Electronic Module (DEM)
DIM	5/1 Driver Information Module (DIM)
DMM	Damper Motor Module (DMM) -6/48 Damper Motor Module (DMM), recirculation -6/95 Damper Motor Module (DMM), left-hand side -6/96 Damper Motor Module (DMM), right-hand side -6/102 Damper Motor Module (DMM), defroster -6/103 Damper Motor Module (DMM), floor/ventilation
ECM	4/46 Engine Control Module (ECM)
EPS	6/71 Electrical Power Steering Module (EPS)
GDL	Gas Discharge Lamp Module (GDL) -4/112 Gas Discharge Lamp Module (GDL), master, left -4/113 Gas Discharge Lamp Module (GDL), slave, right
GPS	16/139 Global Positioning System Module (GPS)
GSM	3/156 Gear Selector Module (GSM)
IAM	16/1 Integrated Audio Module (IAM)
ICM	16/1.2 Infotainment Control Module (ICM)
KVM	4/93 Keyless Vehicle Module (KVM)
LCM	4/126 Left Camera Module (LCM)
LDM	3/128 Rear Left Door Module (LDM)
MMM	16/108 Multimedia Module (MMM)
OWS	7/93 Occupant Weight Sensor (OWS)
PAM	4/86 Parking Assistance Module (PAM)
PDM	3/127 Passenger Door Module (PDM)
PHM	16/60 Phone Module (PHM)
PSM	4/52 Power Seat Module (PSM) 4/54 Power Seat Module (PSM)
RCM	4/127 Right Camera Module (RCM)
RDM	3/129 Rear Right Door Module (RDM)
RRX	4/103 Remote Receiver Module (RRX)
RSM	7/149 Rain Sensor Module (RSM)
SCL	4/102 Steering Column Lock Module (SCL)
SCM	16/35 Siren Control Module (SCM)
SCU	3/1 Start Control Module (SCU)
SHM	Seat Heating Module (SHM) -9/12 Seat Heating Module (SHM), driver's side -9/13 Seat Heating Module (SHM), passenger side
SRS	4/9 Supplemental Restraint System Module (SRS)
SUB	16/79 Subwoofer Module (SUB)
SWM	3/254 Steering Wheel Module (SWM)
TCM	4/28 Transmission Control Module (TCM)
TMC	16/49 Traffic Message Channel Module (TMC)
TRM	4/110 Trailer Module (TRM)
WMM	6/1 Wiper Motor Module (WMM)

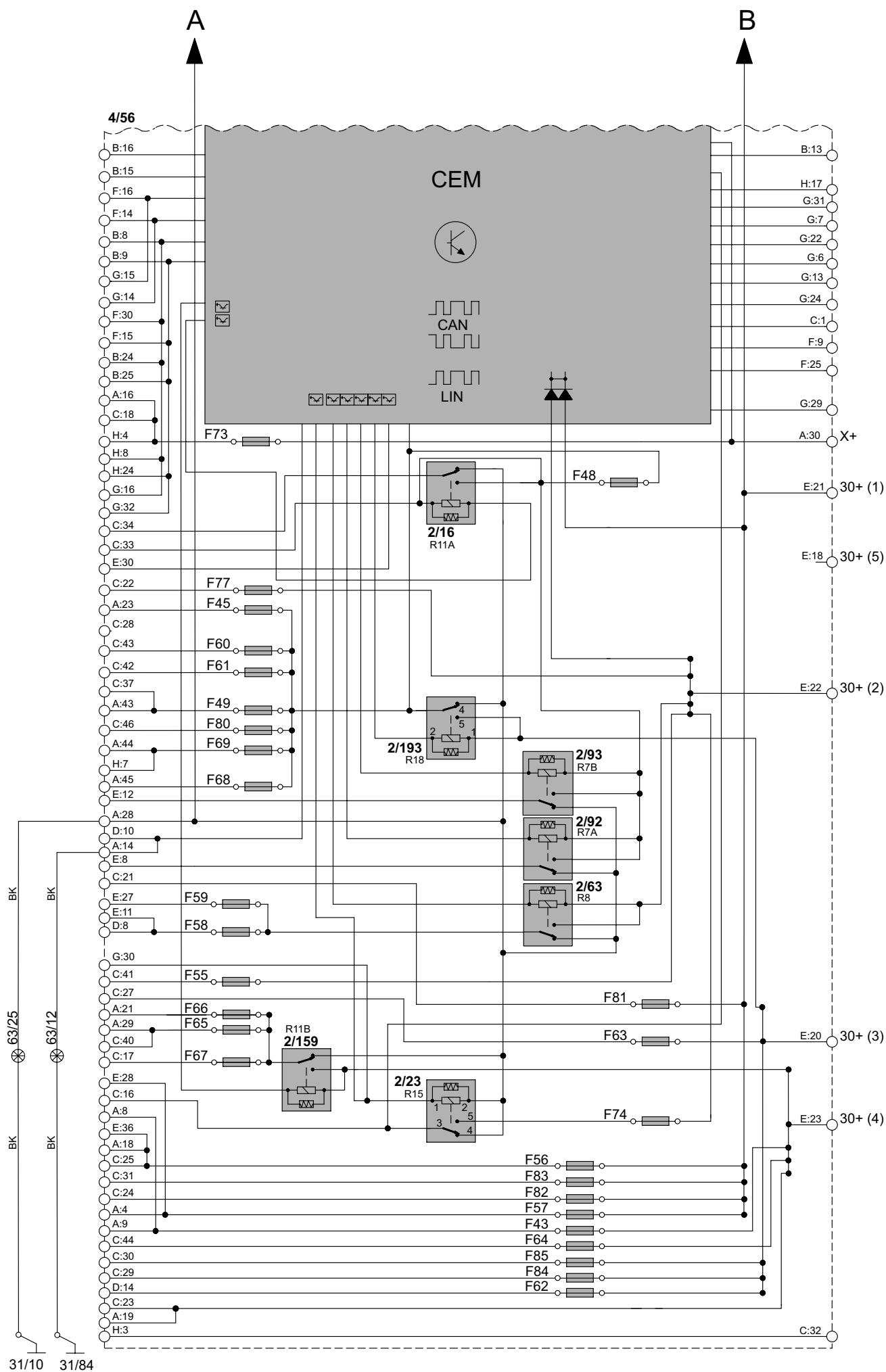
Control modules  
Central Electronic Module (CEM) 1:2





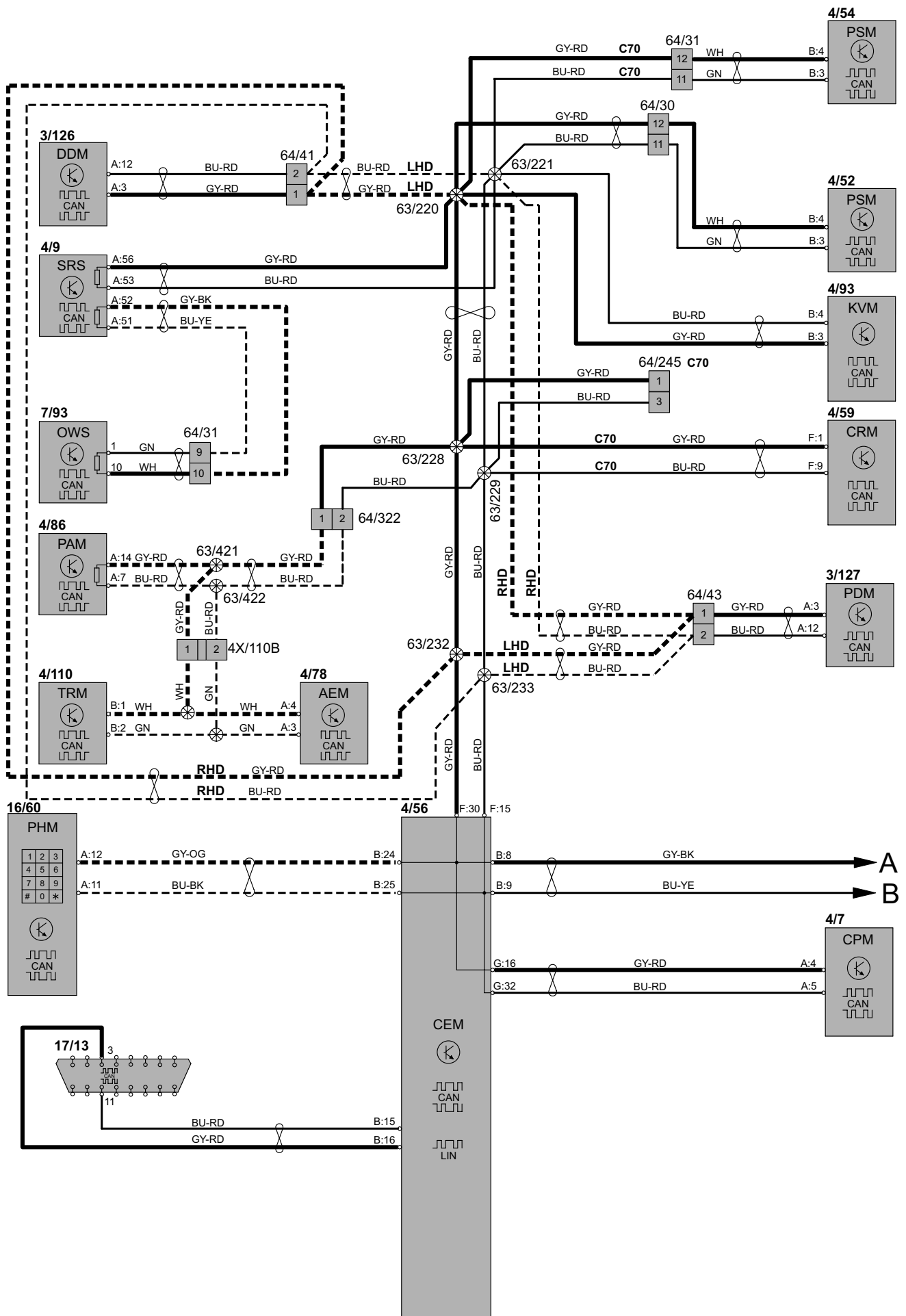
# Control modules

## Central Electronic Module (CEM) 2:2

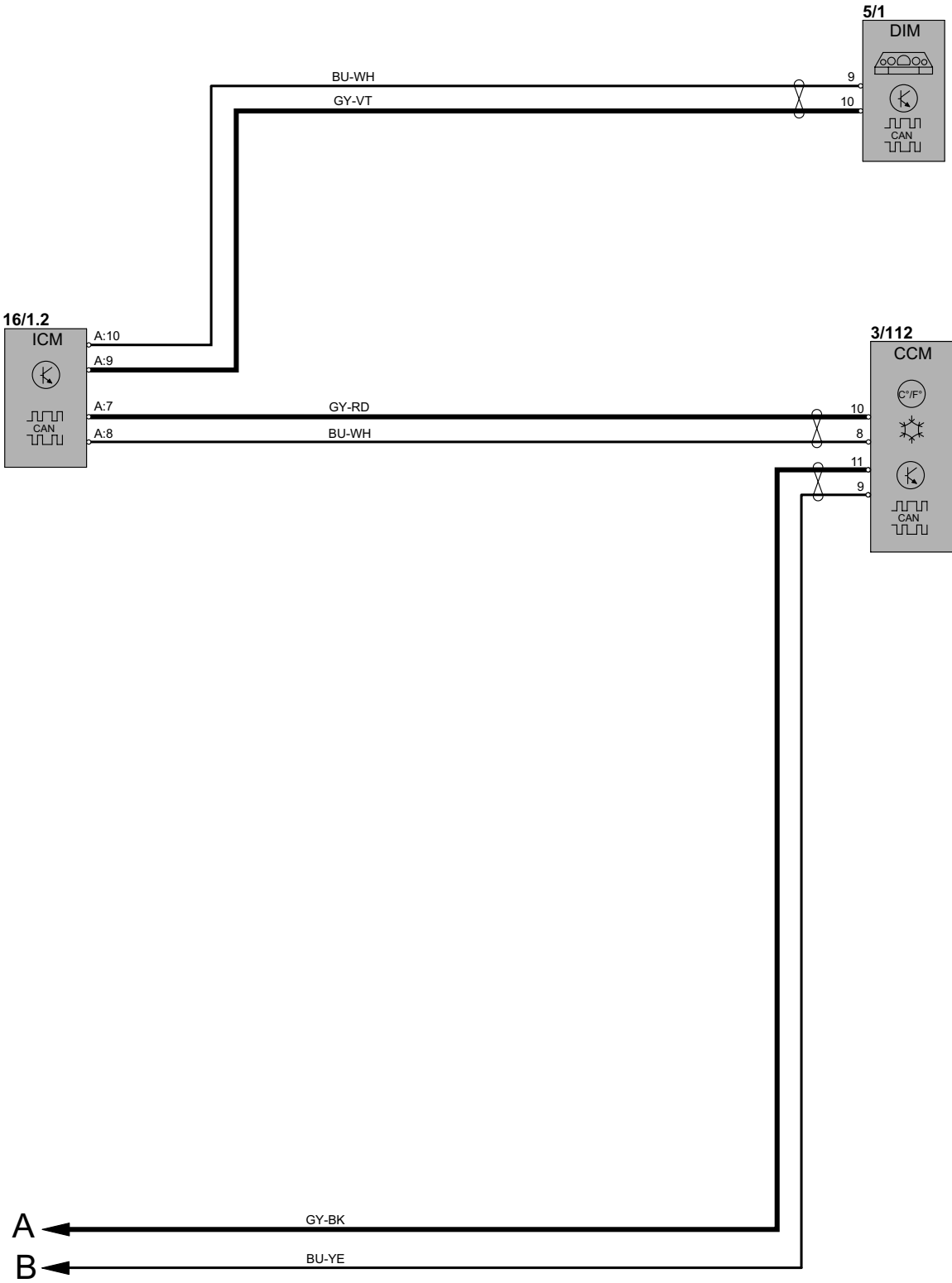


# Control modules

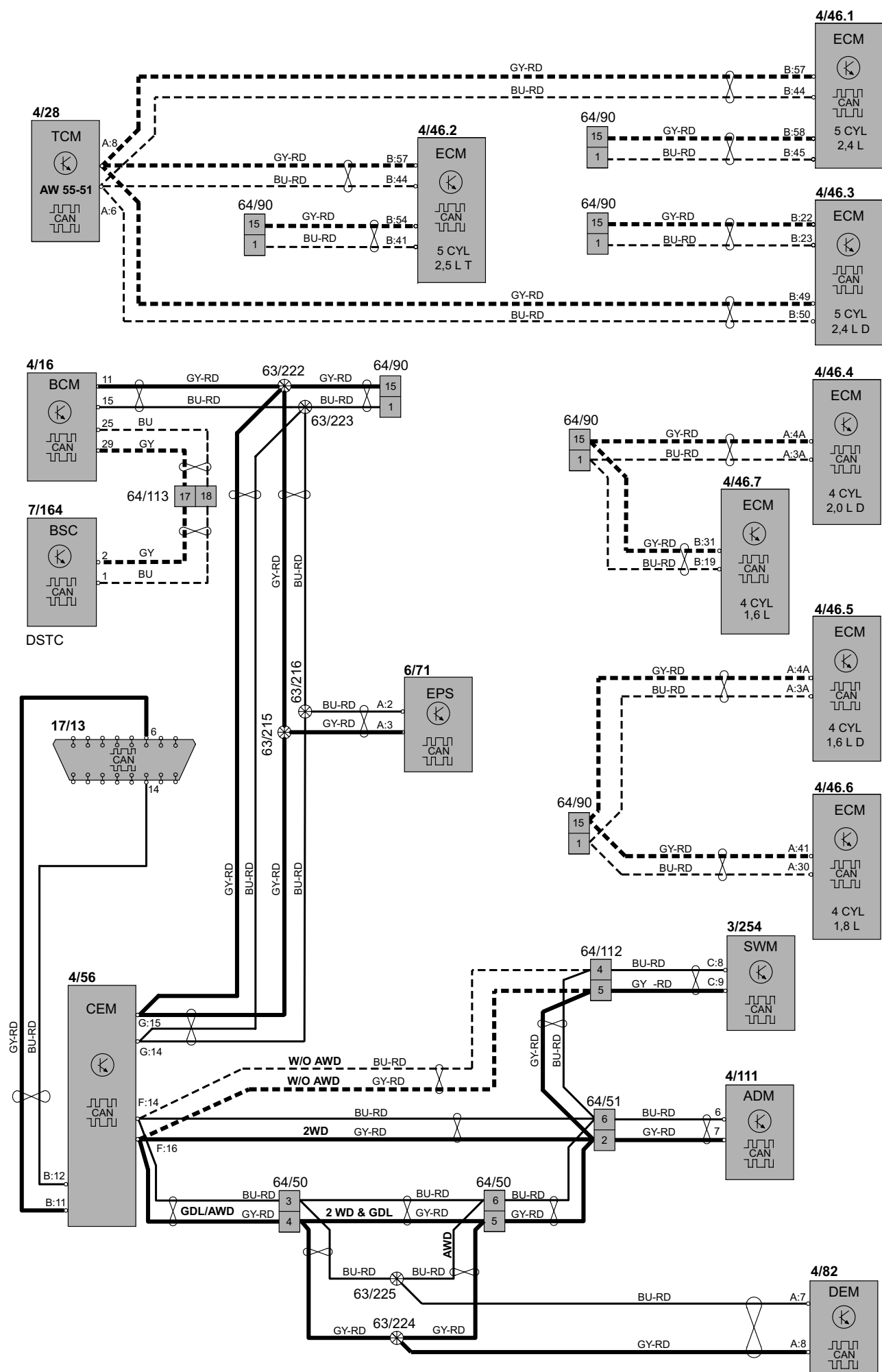
## Data communication, Low speed CAN 1:2



Control modules  
Data communication, Low speed CAN 2:2

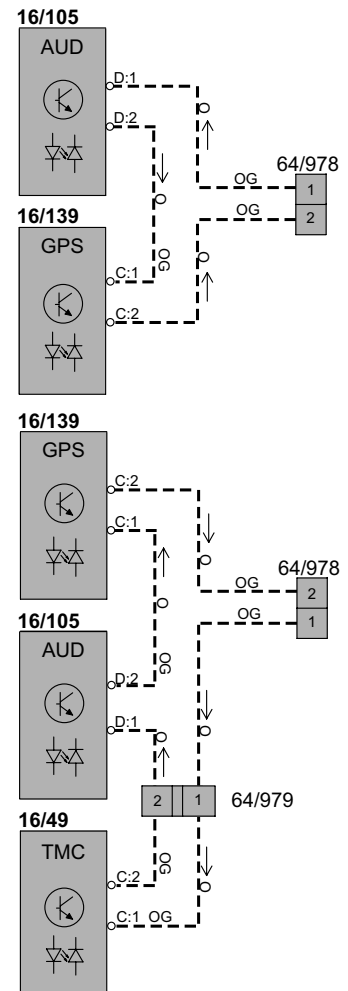
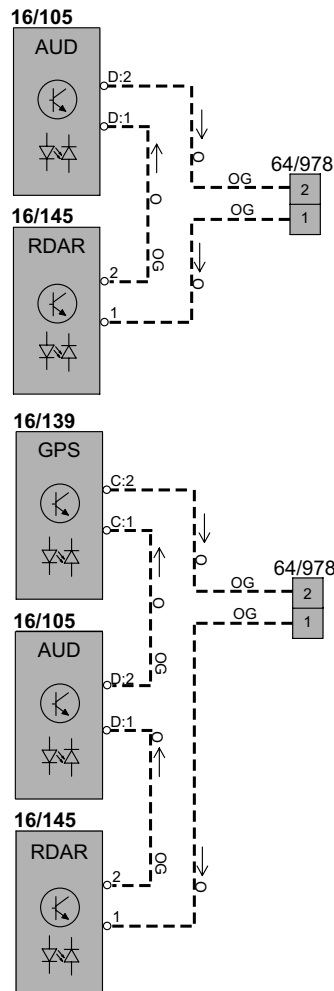
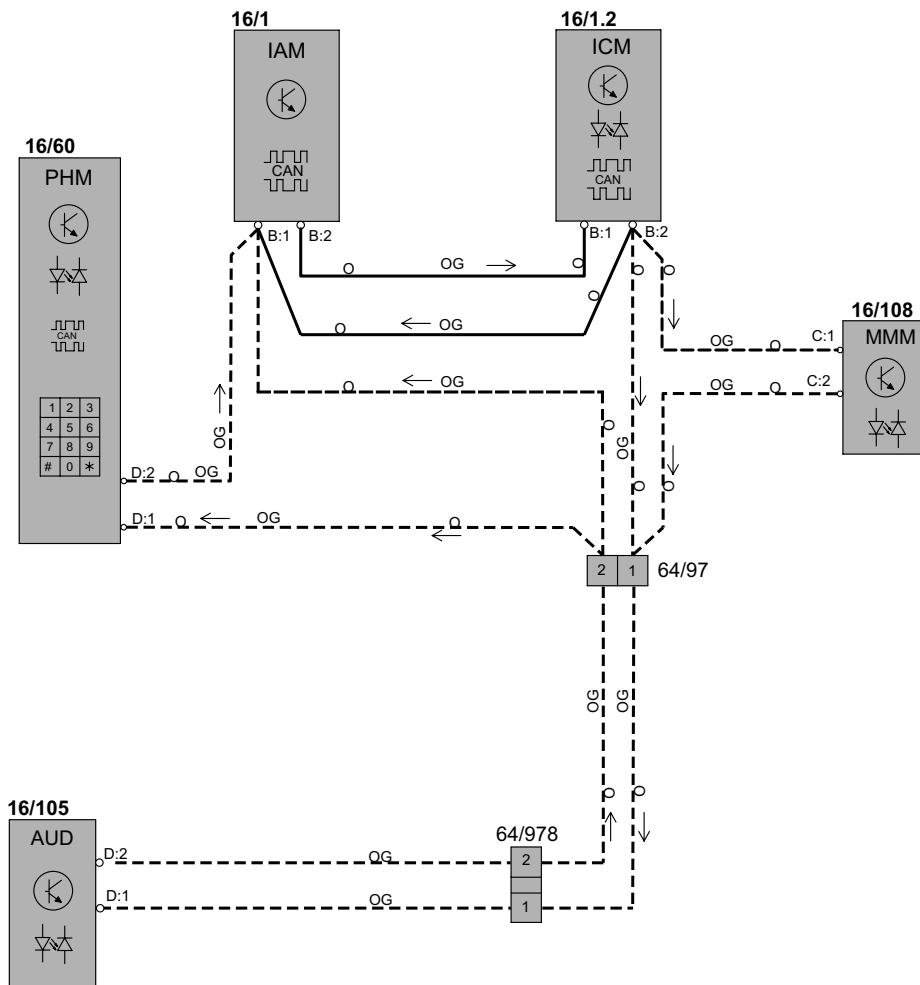


## Data communication, High speed CAN



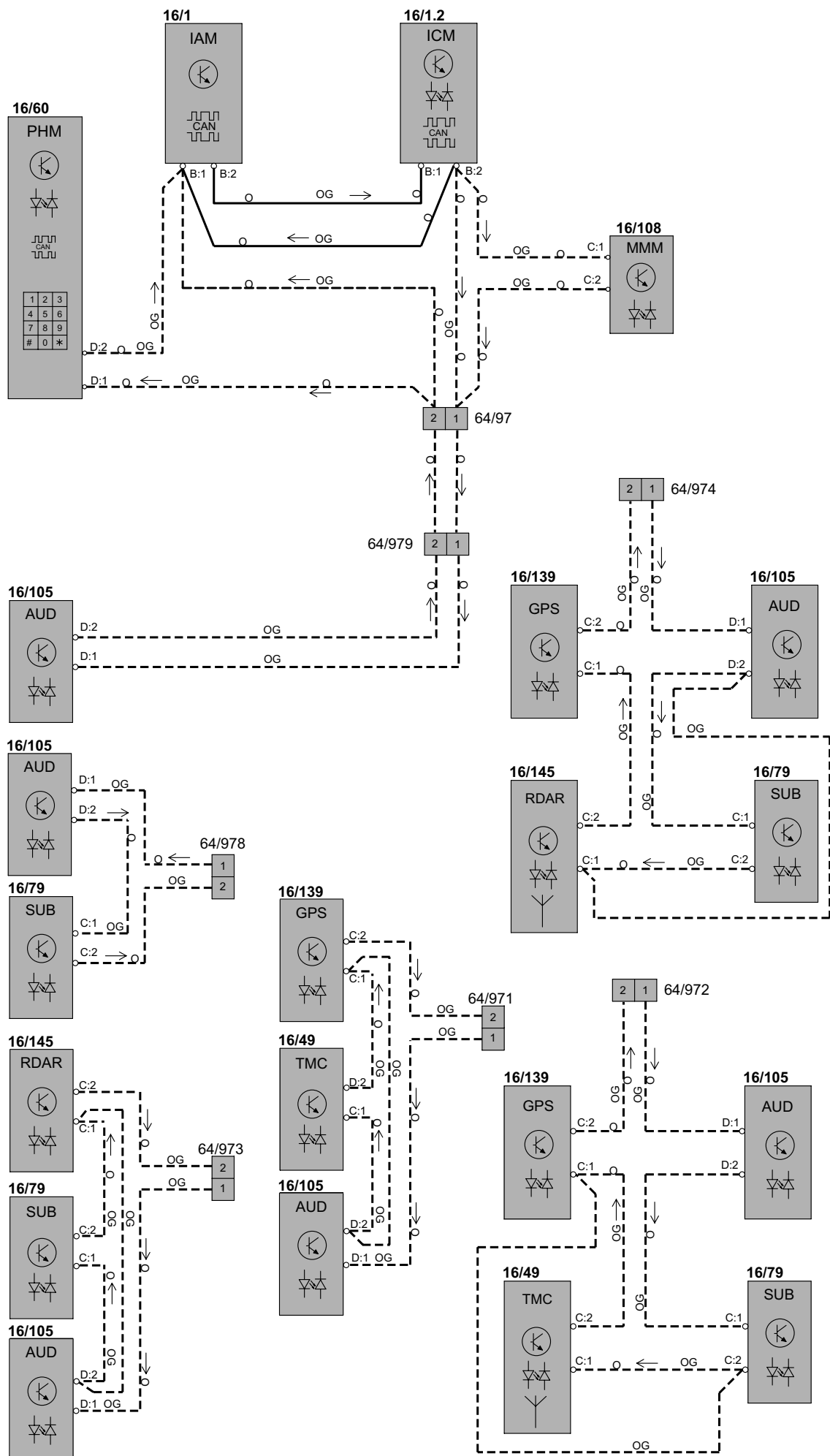
# Control module

## Data communication, MOST S40/V50



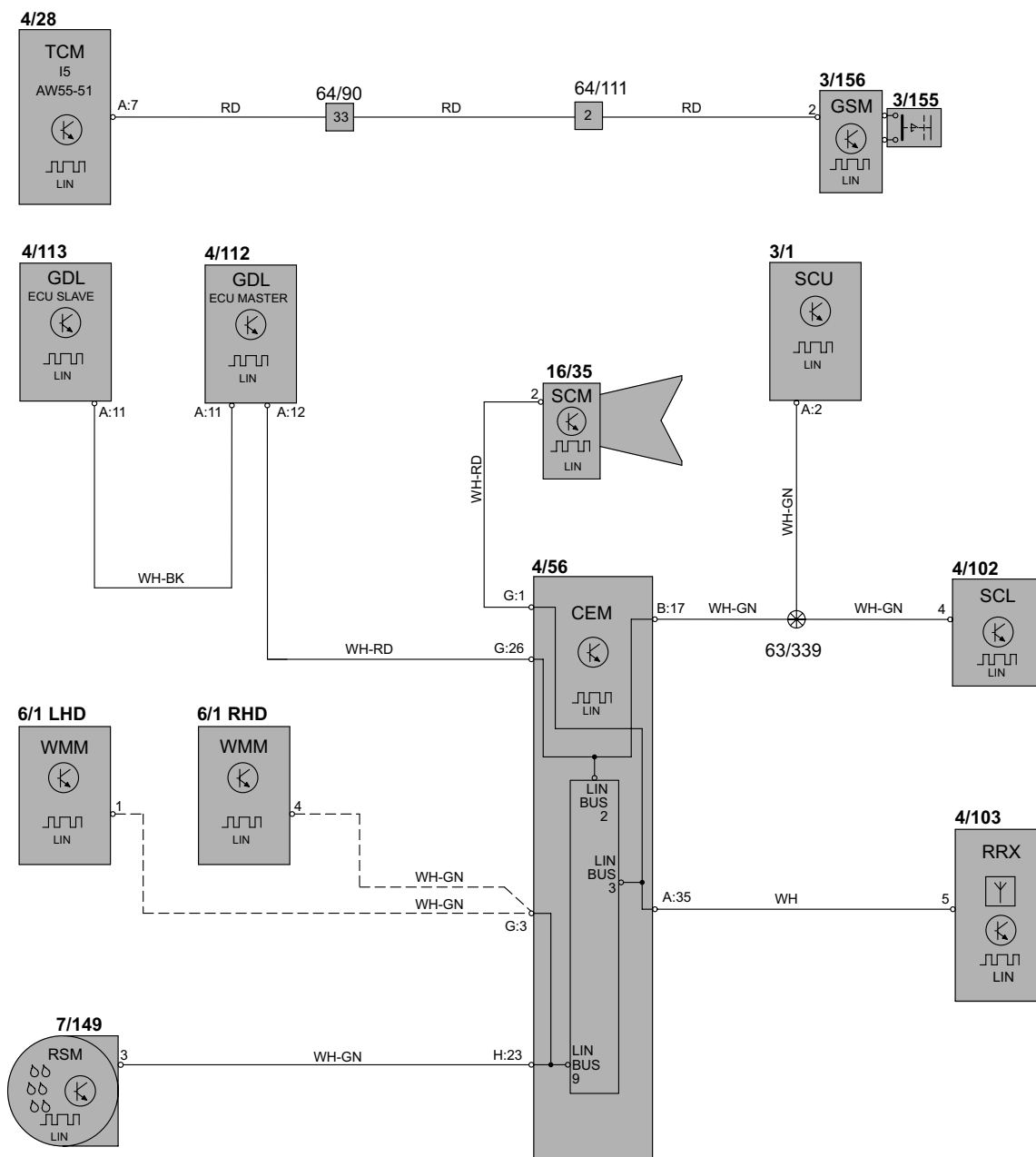
# Control module

## Data communication, MOST C70

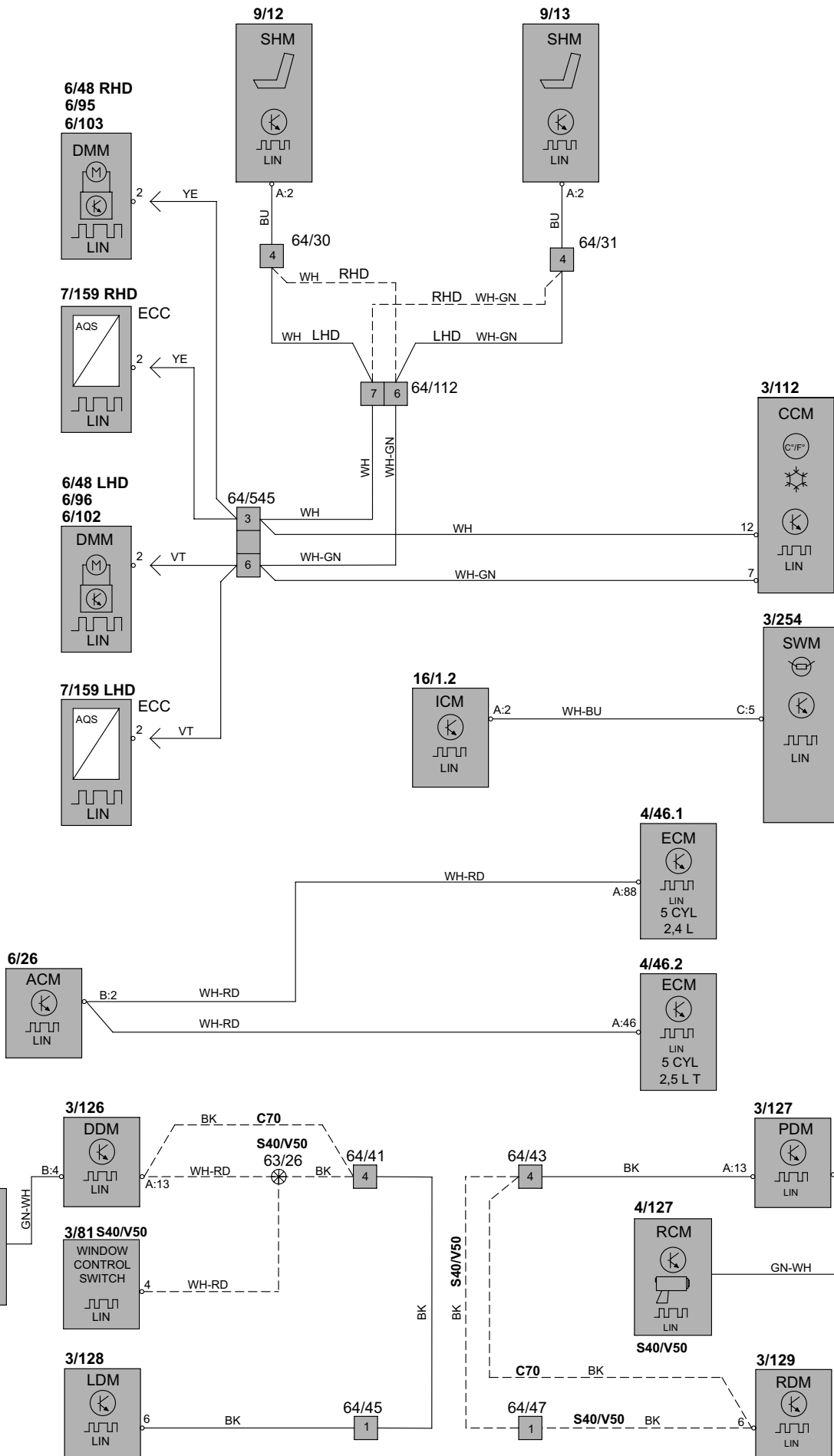


# Control modules

## Data communication, LIN 1:2



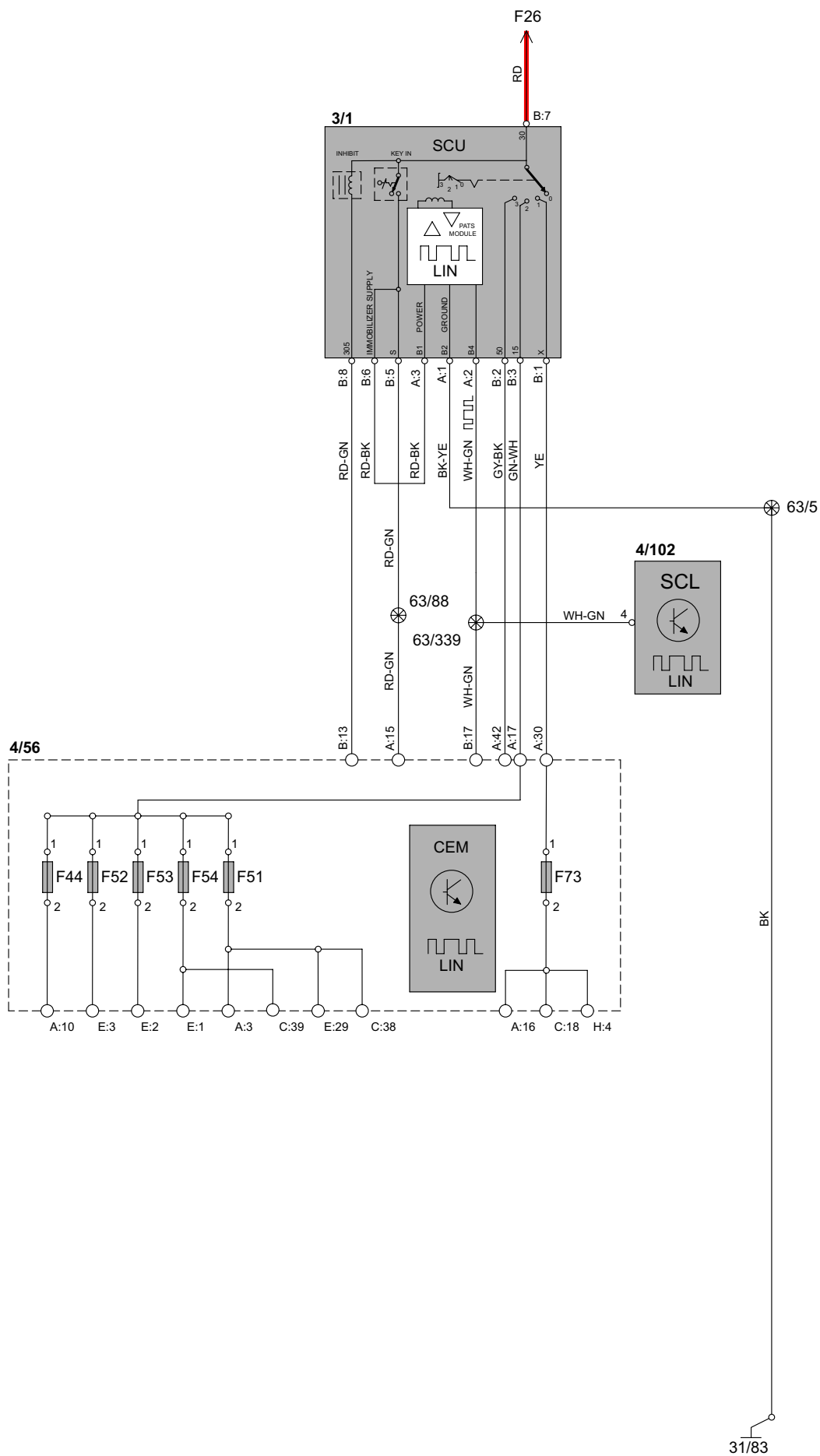
## Data communication, LIN 2:2





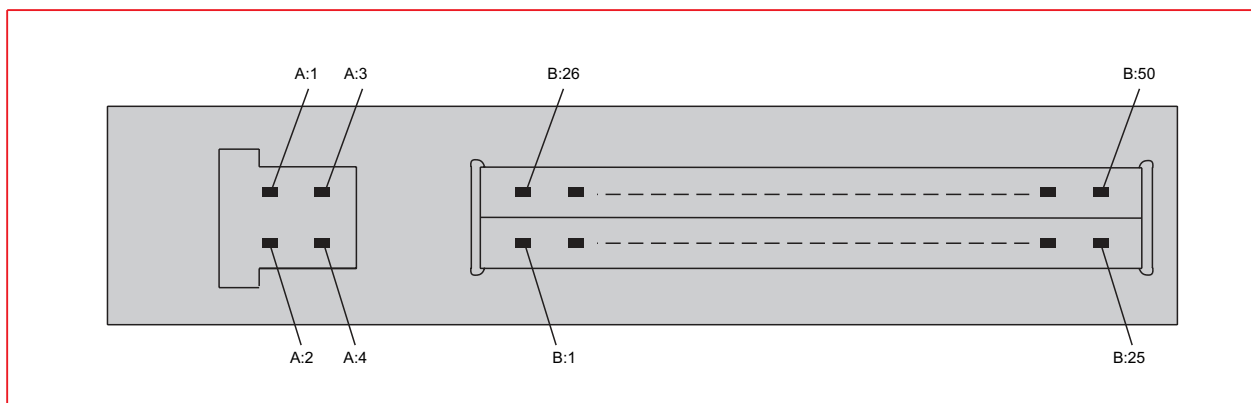
# Control modules

## Start Control Module (SCU)



## Control modules

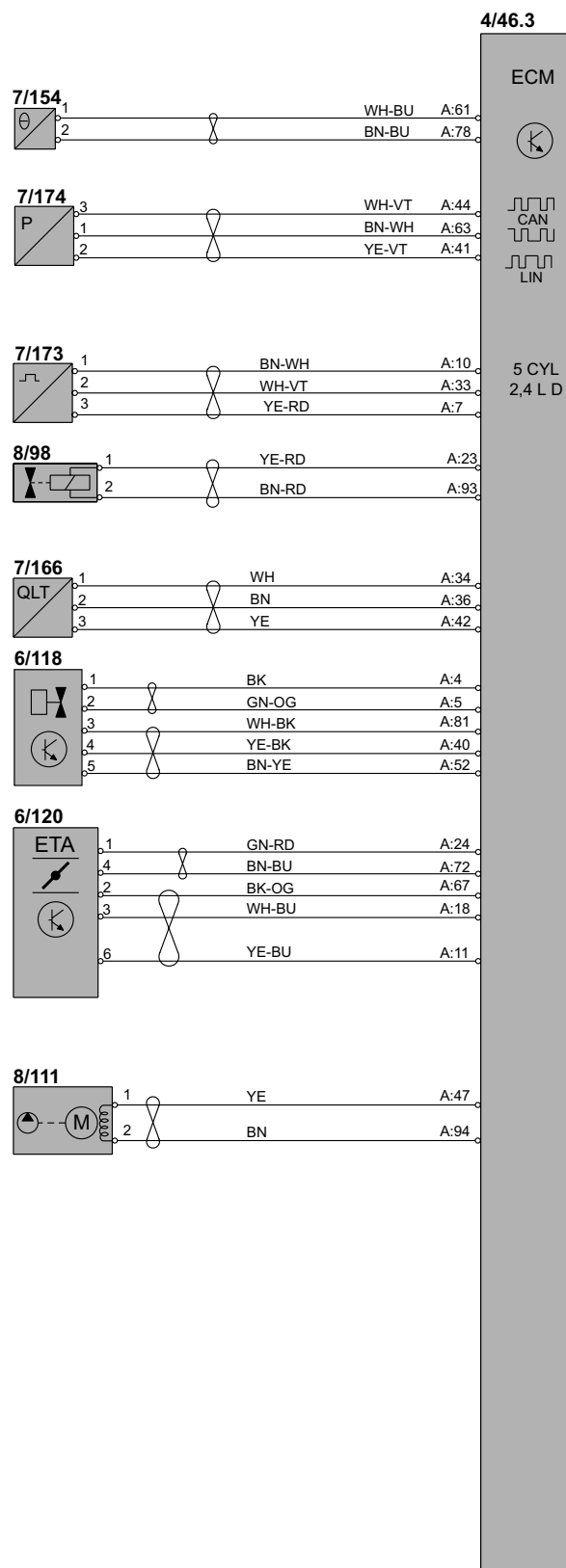
### Accessory Electronic Module (AEM)



Pos	Function	Type
A:1	Electrical distribution	Ground
A:2	Electrical distribution	Feed
A:3	CAN communication	Input/output signals
A:4	CAN communication	Input/output signals
B:1	Remote start	Feed
B:2	Remote start	Ground
B:3	Remote start	Input signal
B:4	Electric engine heater	Ground
B:5	Electric engine heater	Steering, alternating current feed
B:11	Handsfree, mute of audio	Input signal
B:15	Alarm signal	Output signal
B:16	Alarm signal	Output signal
B:33	Alarm signal	Output signal
B:34	Alarm signal	Output signal

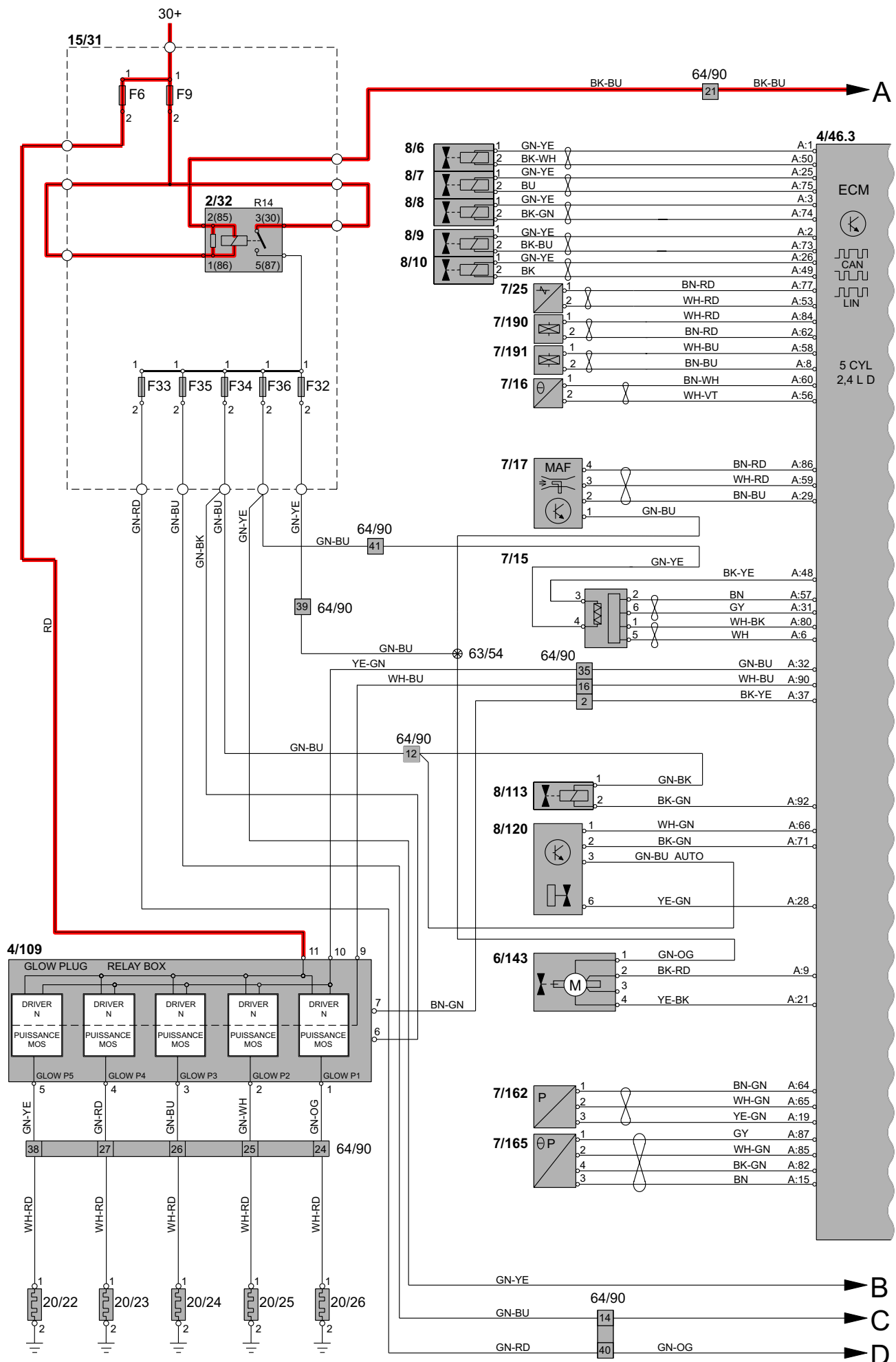
## Group 23 Fuel system

### Engine management system Diesel, 5-cyl. 2.4l 1:3

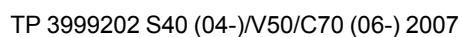


# Group 23 Fuel system

## Engine management system Diesel, 5-cyl. 2.4l 2:3

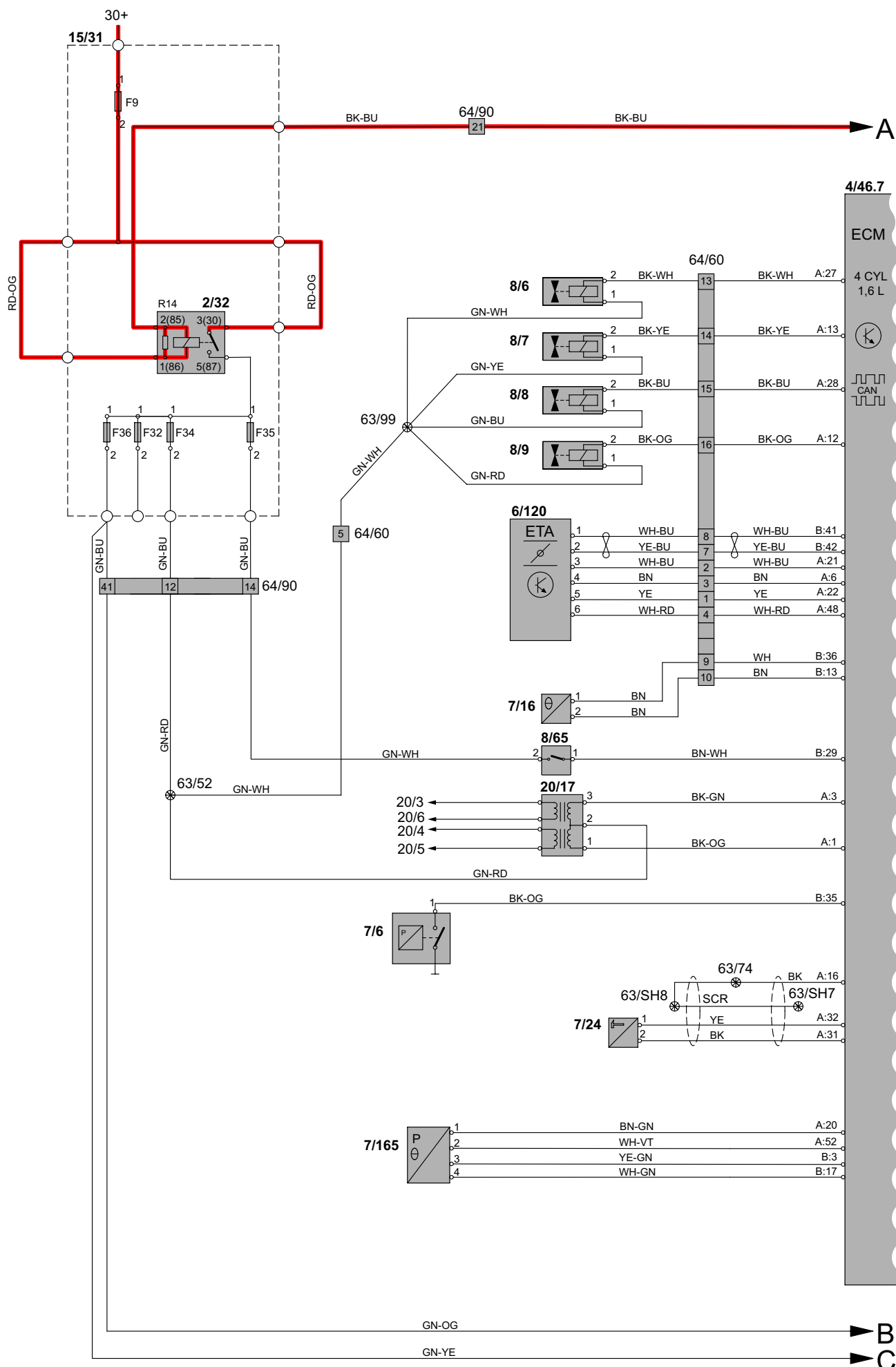


**Engine management system Diesel, 5-cyl. 2.4l 3:3**



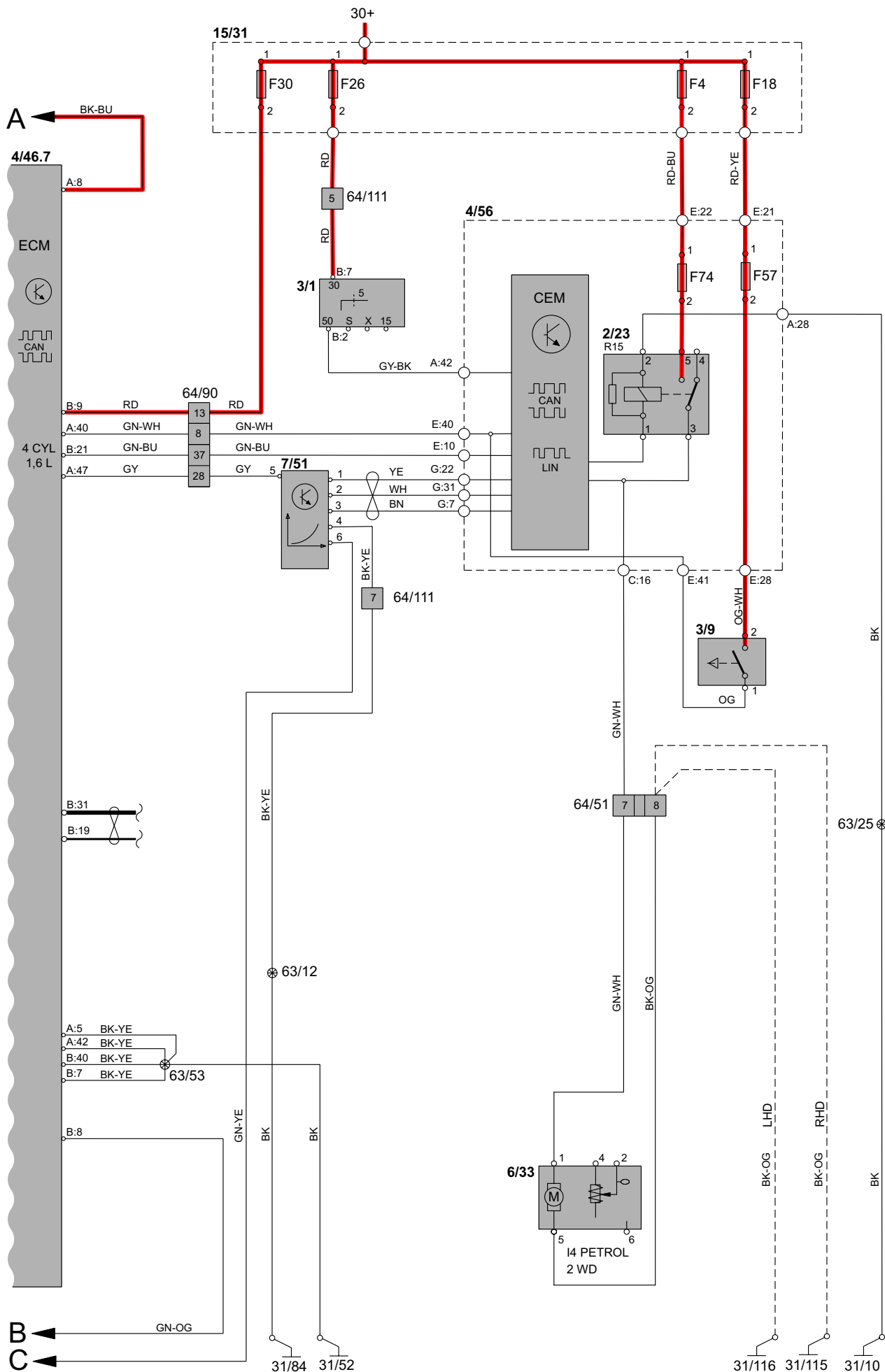
# Group 23 Fuel system

## Engine management system, 4-cyl. 1.6l 1:2

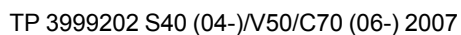


# Group 23 Fuel system

## Engine management system, 4-cyl. 1.6l 2:2

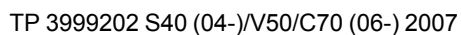


## Engine management system, 4-cyl. 1.8l & 2.0l 1:2

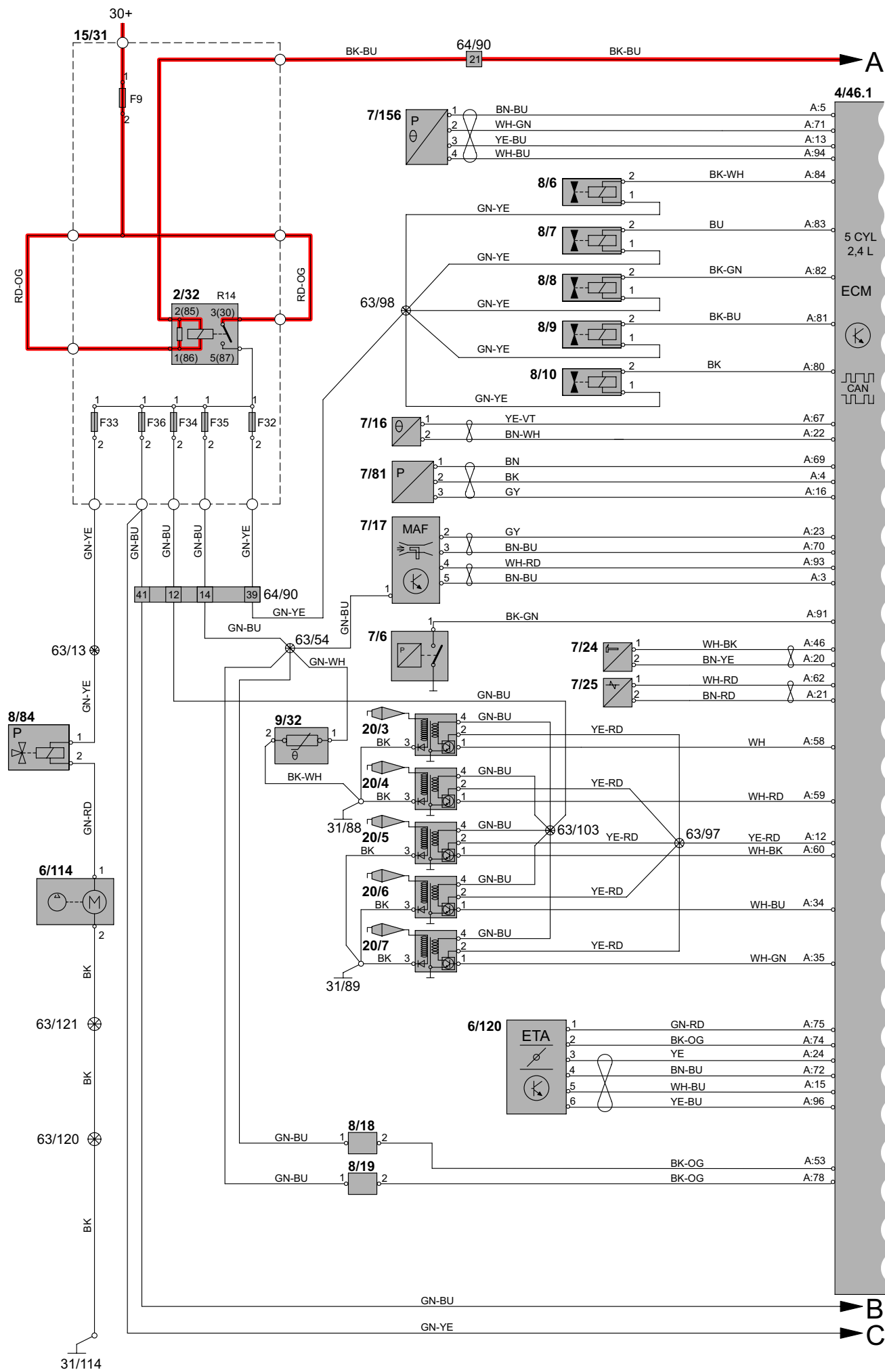




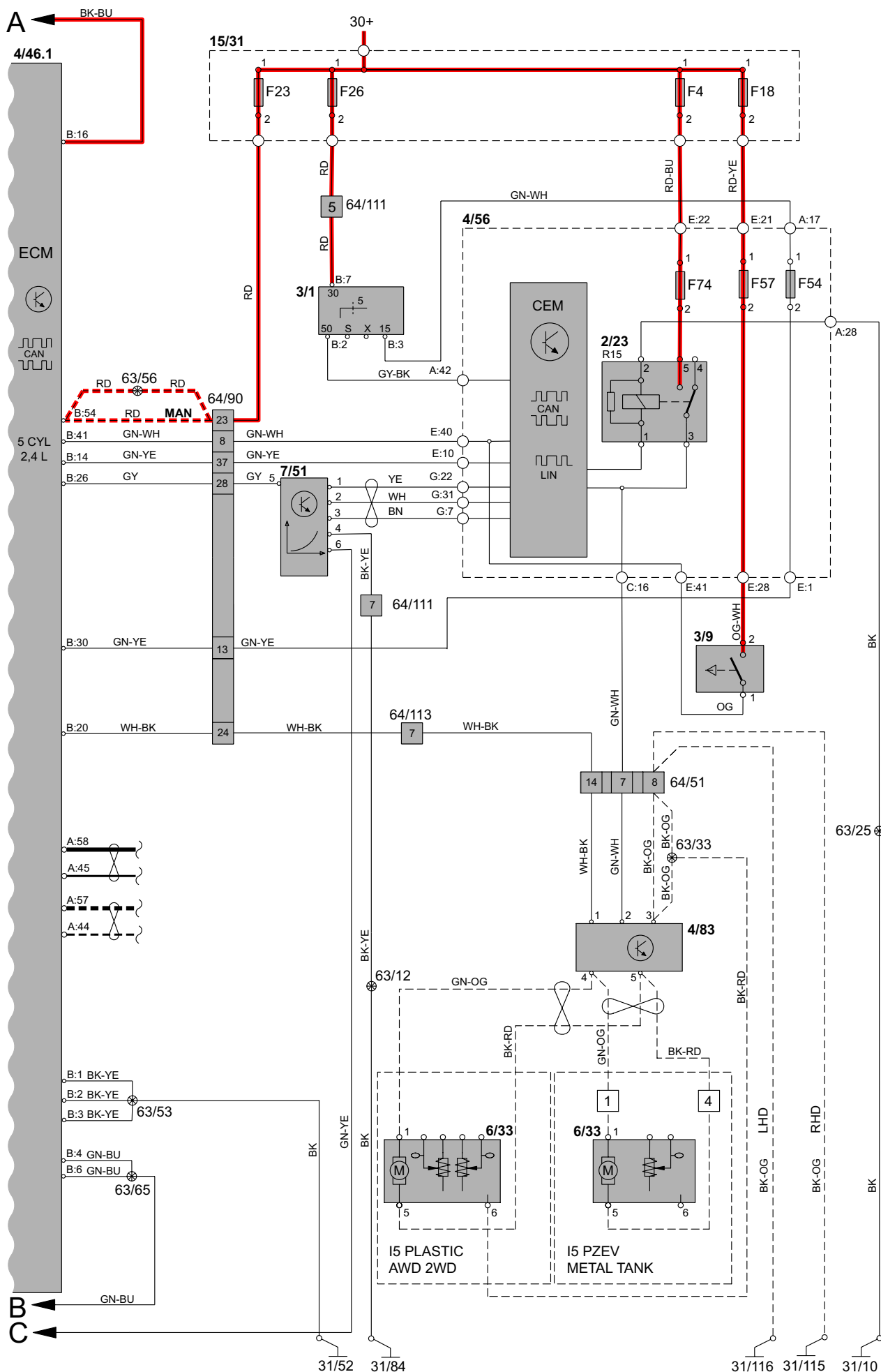
### Engine management system, 4-cyl. 1.8l & 2.0l 2:2



## Engine management system, 5-cyl. 1:2

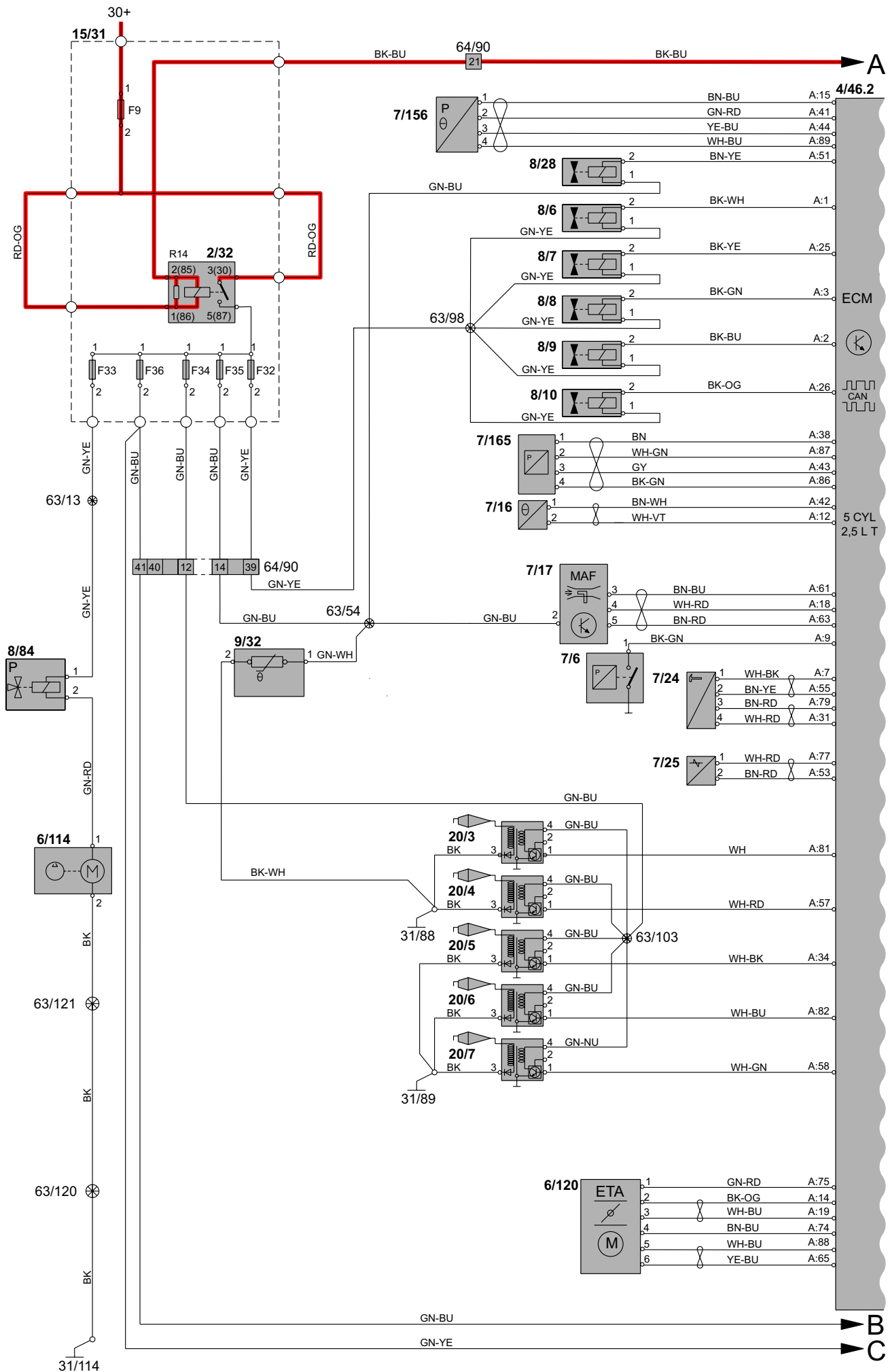


## Engine management system, 5-cyl. 2:2



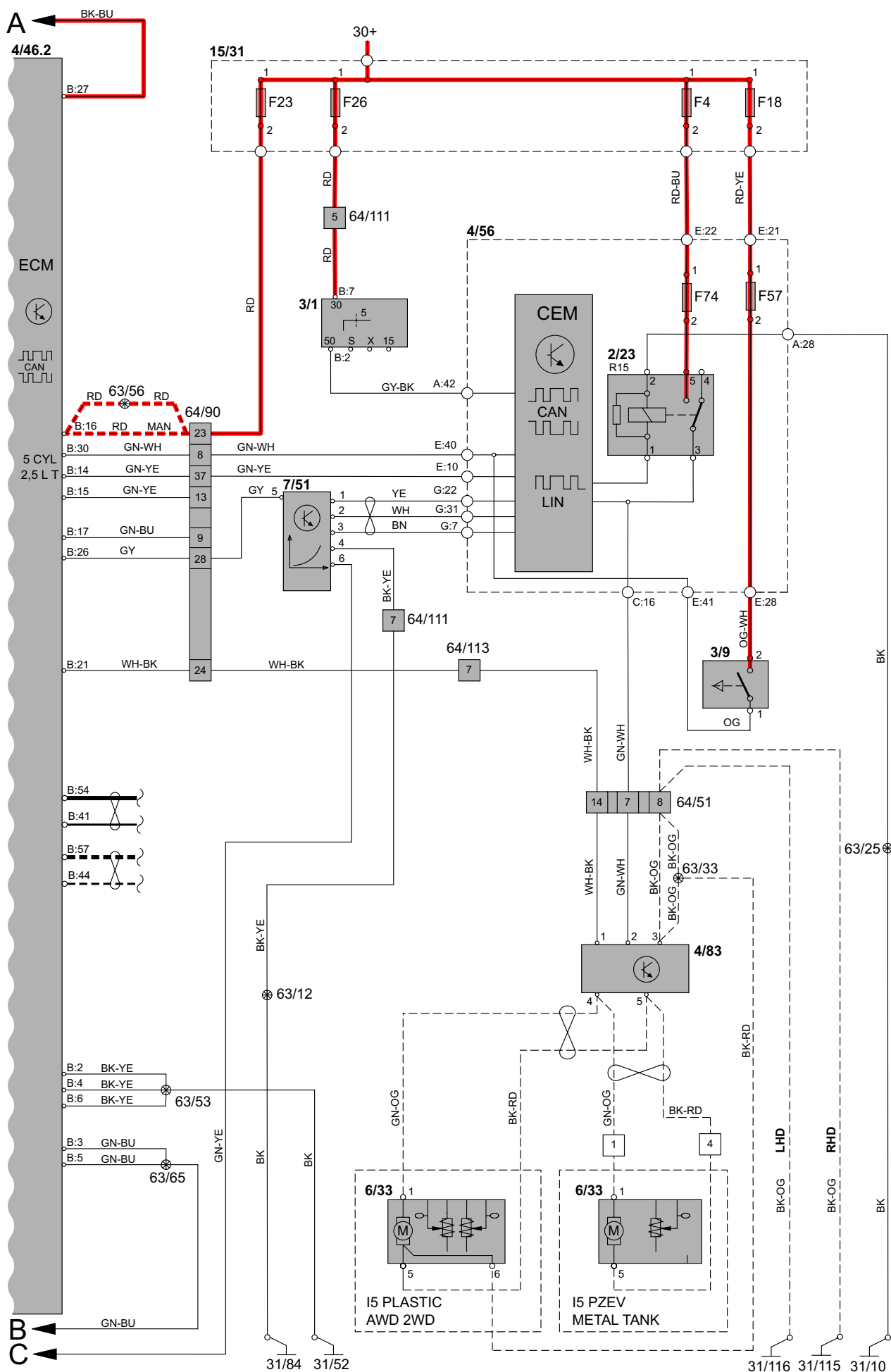
# Group 23 Fuel system

## Engine management system, 5-cyl. Turbo 1:2

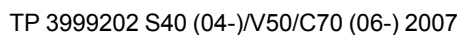


# Group 23 Fuel system

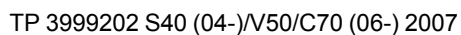
## Engine management system, 5-cyl. Turbo 2:2



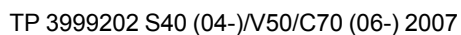
**Engine management system Diesel, 4-cyl. 1.6l 1:2**



**Engine management system Diesel, 4-cyl. 1.6l 2:2**

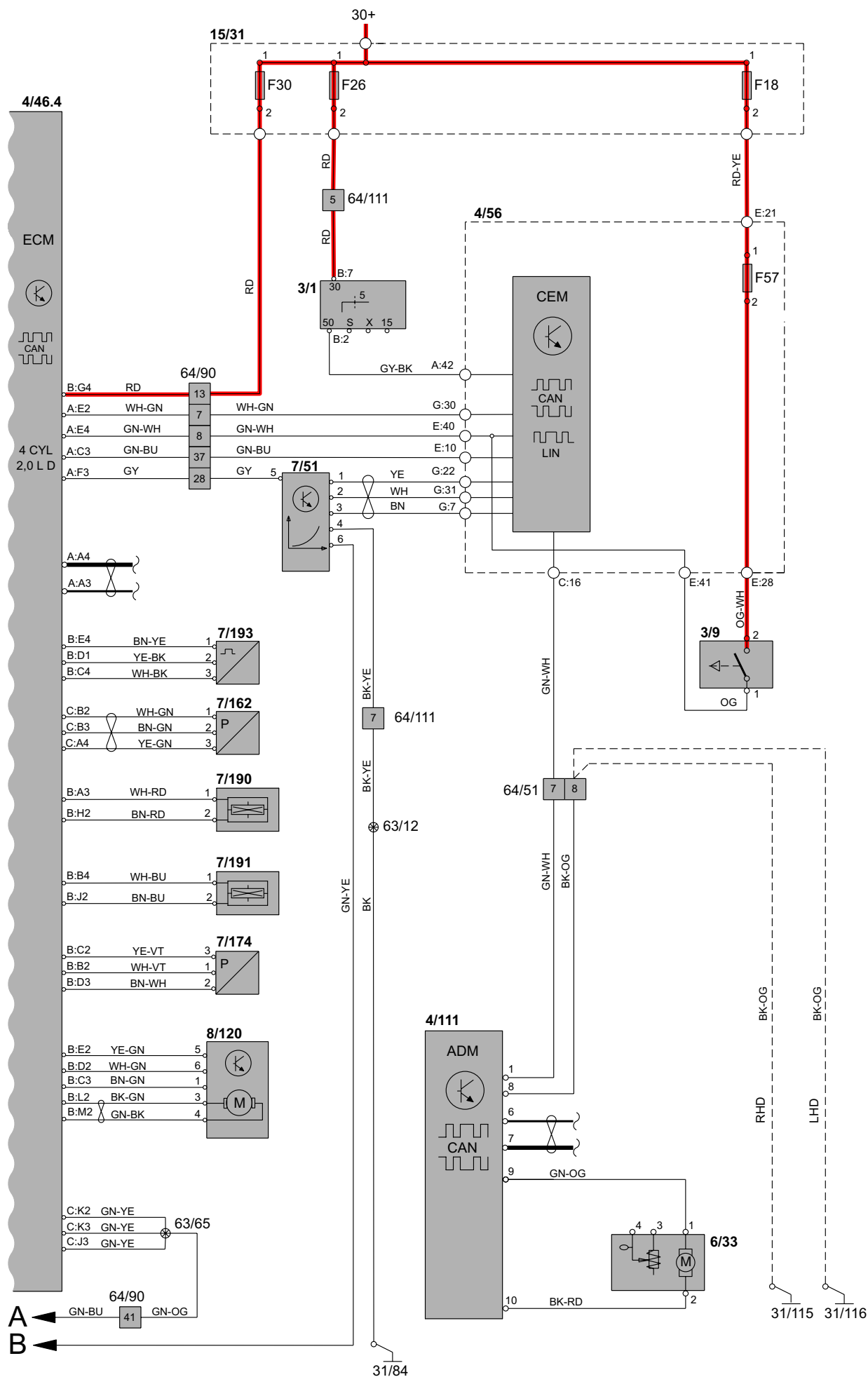


**Engine management system Diesel, 4-cyl. 2.0l 1:2**



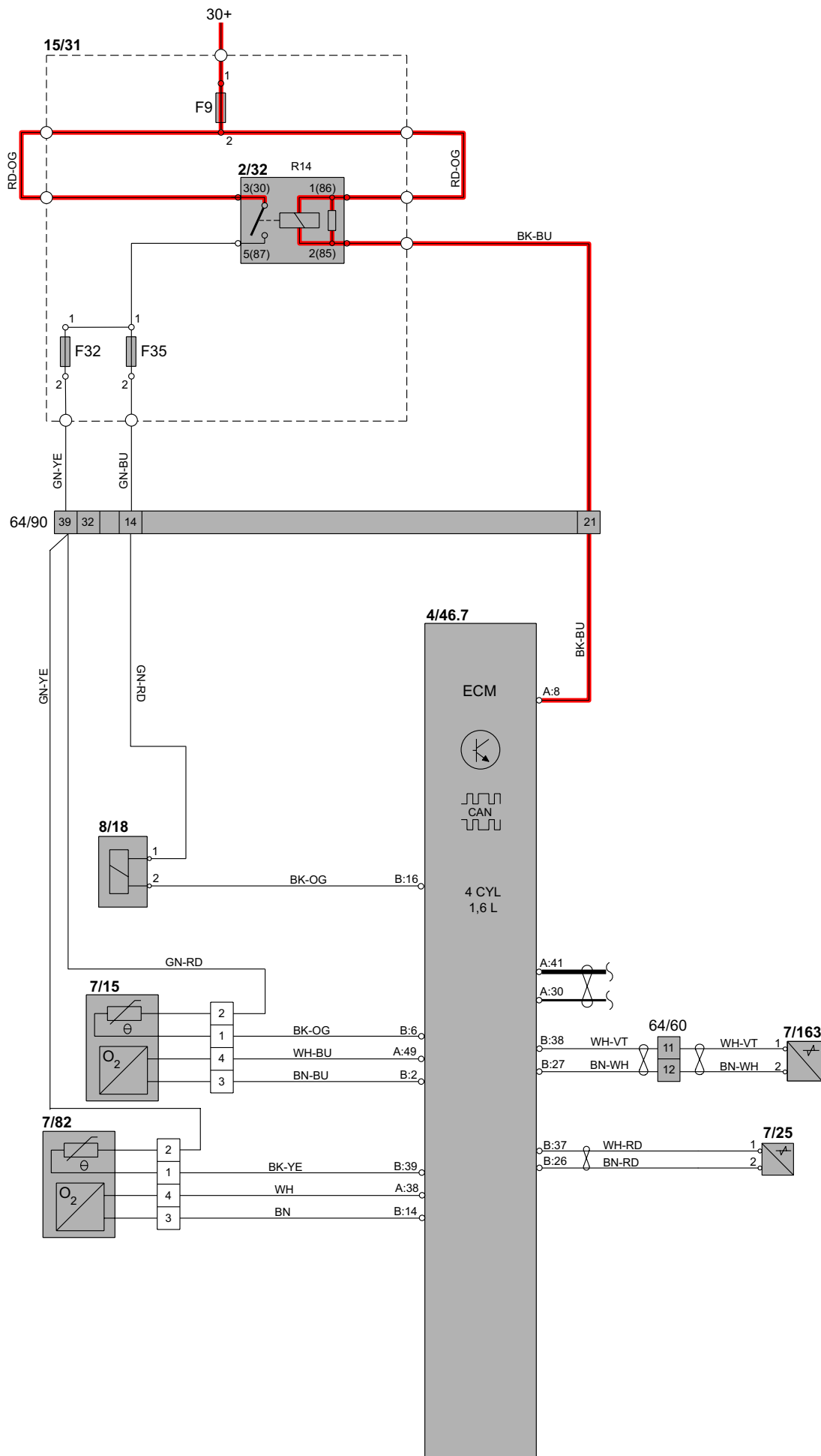


**Engine management system Diesel, 4-cyl. 2.0l 2:2**



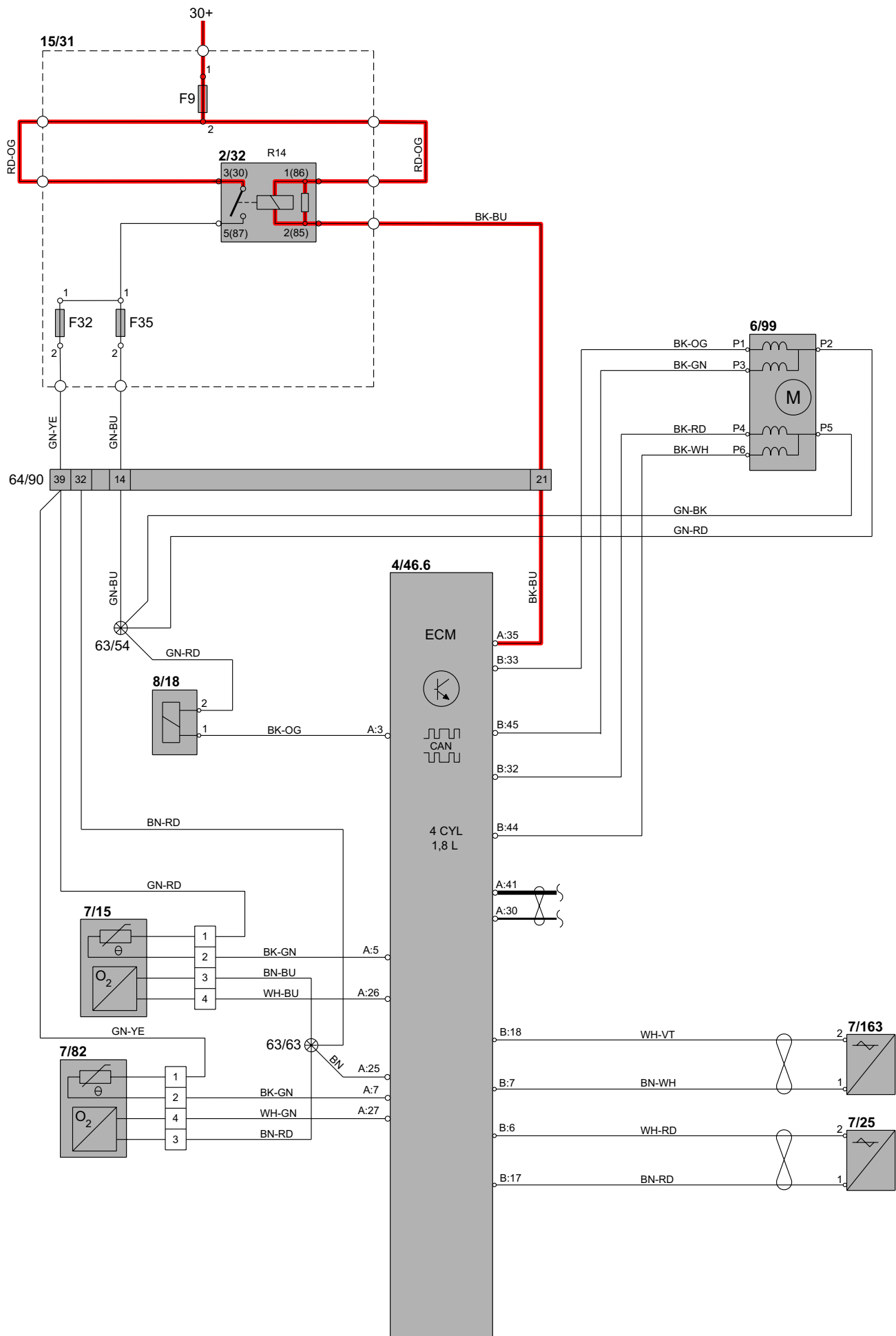
# Group 23 Fuel system

## Emission control, 4-cyl. 1.6l

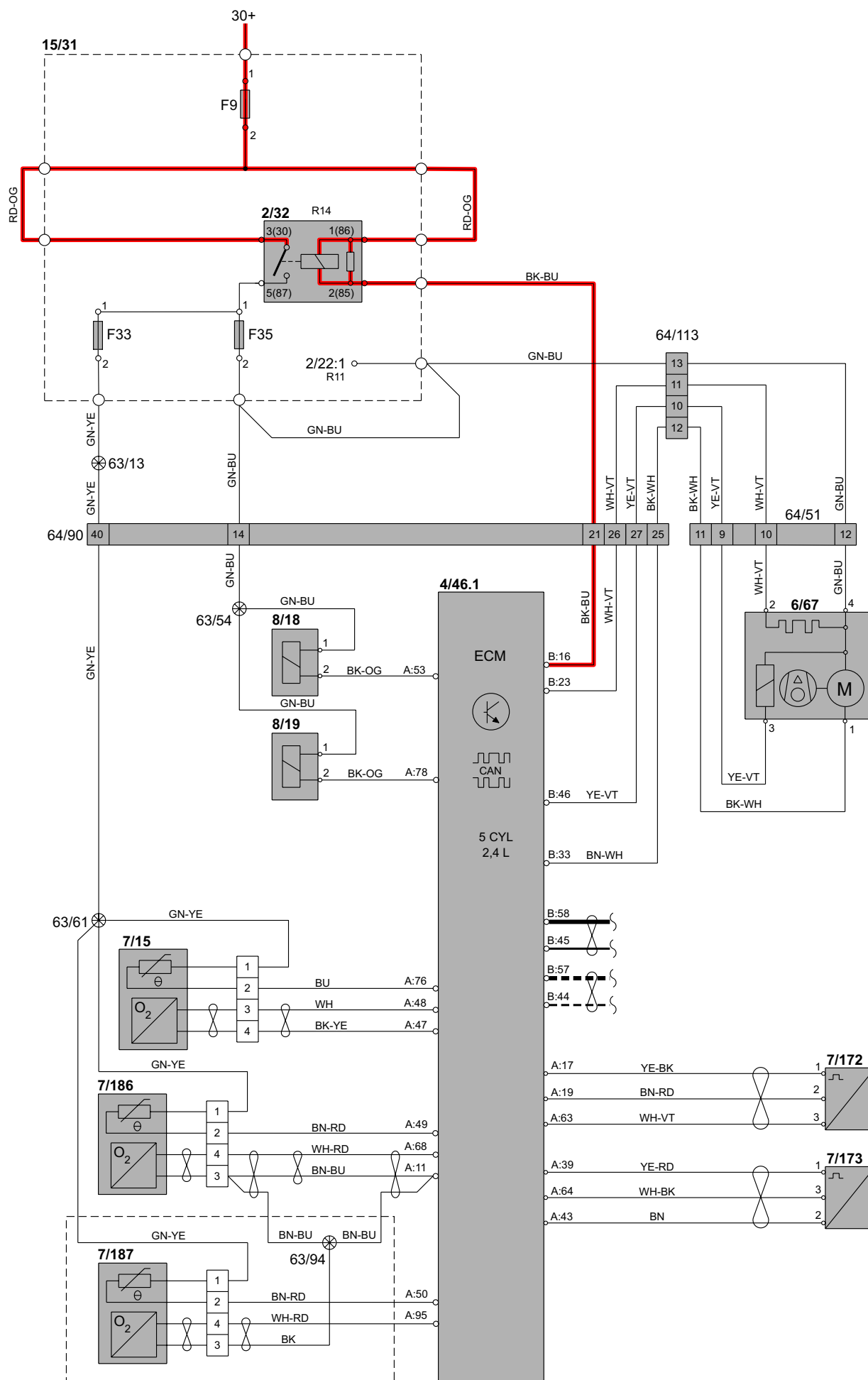


# Group 23 Fuel system

## Emission control, 4-cyl. 1.8l & 2.0l

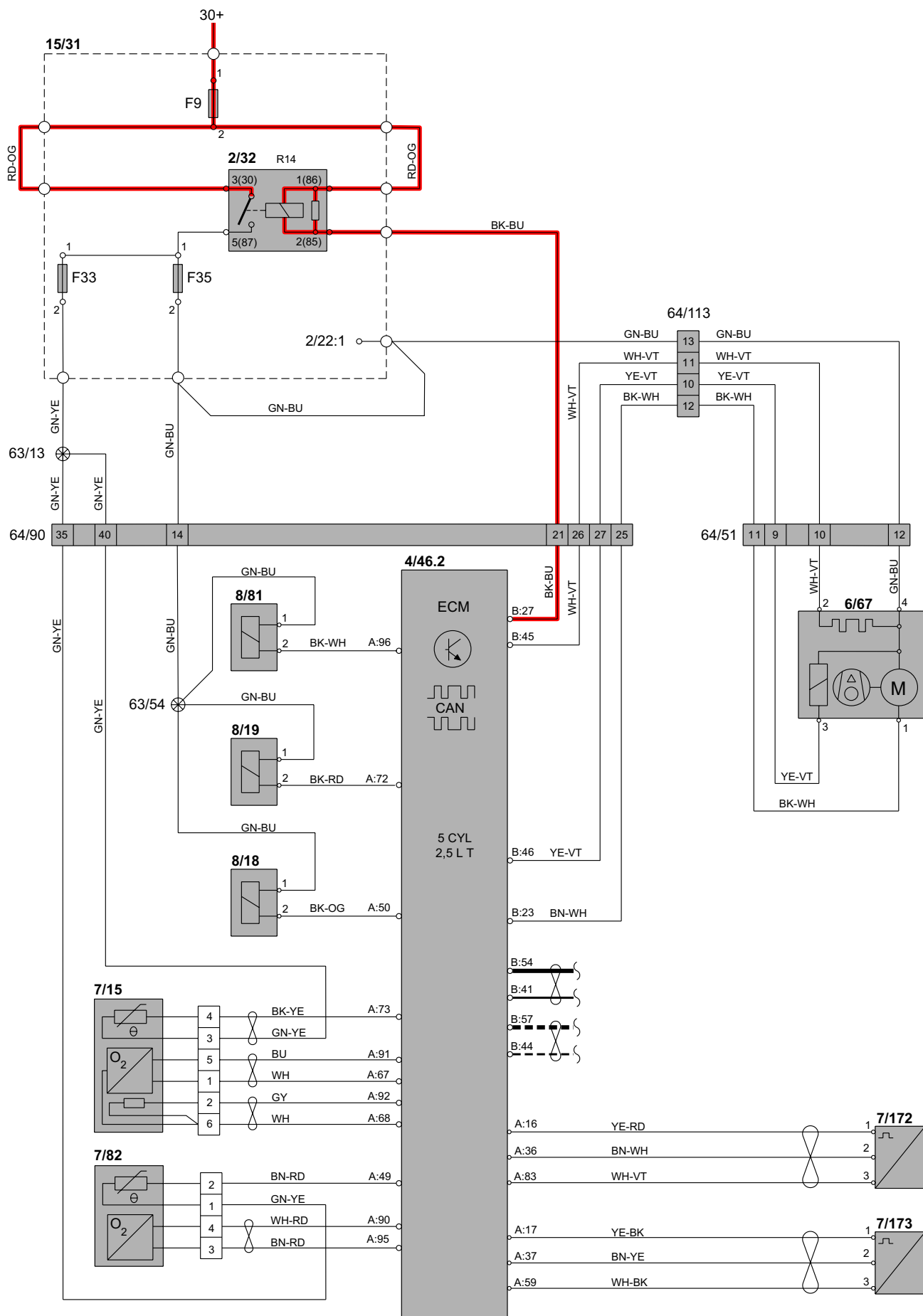


**Group 23 Fuel system**  
**Emission control, 5-cyl.**



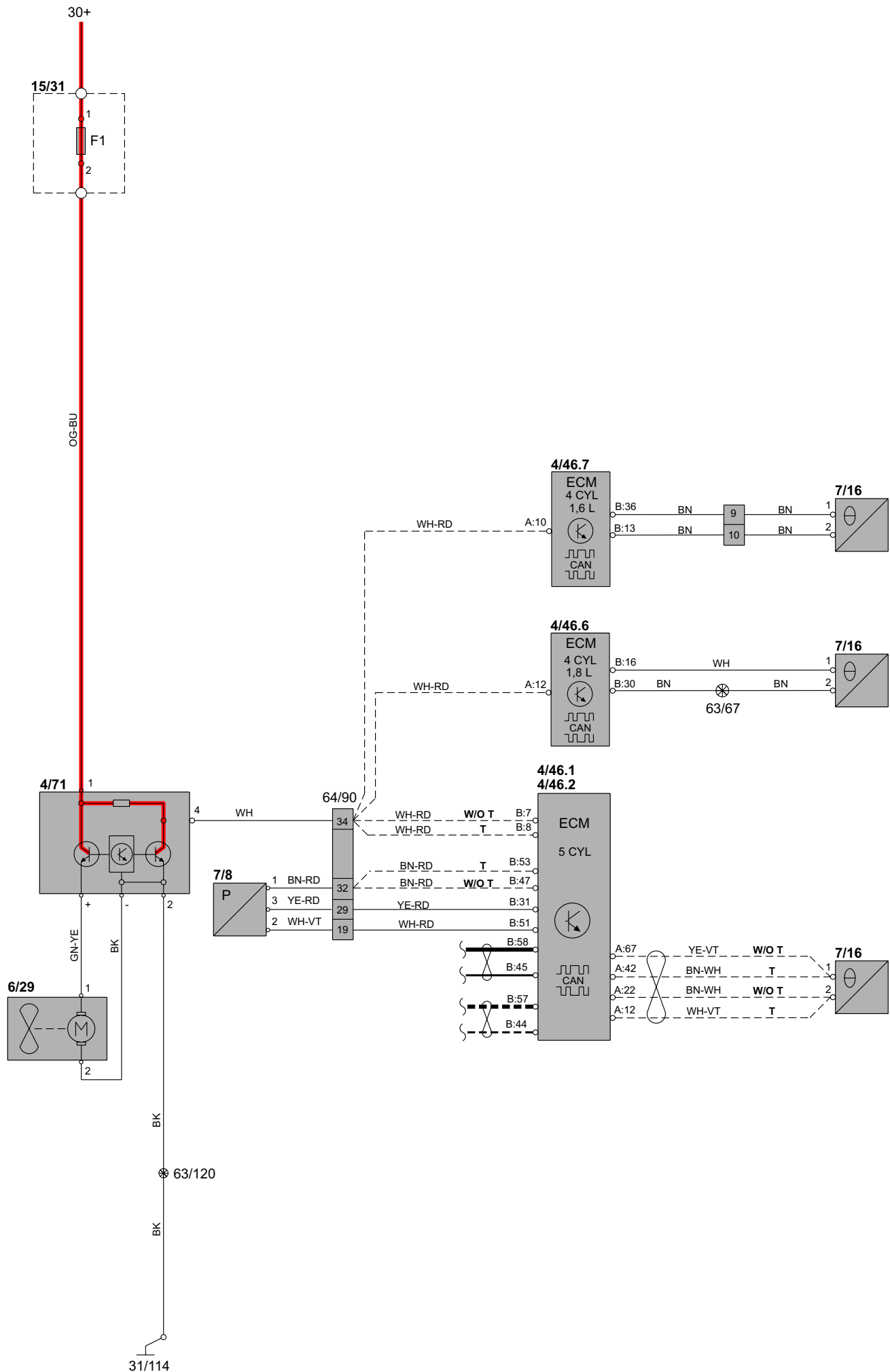
# Group 23 Fuel system

## Emission control, 5-cyl. Turbo



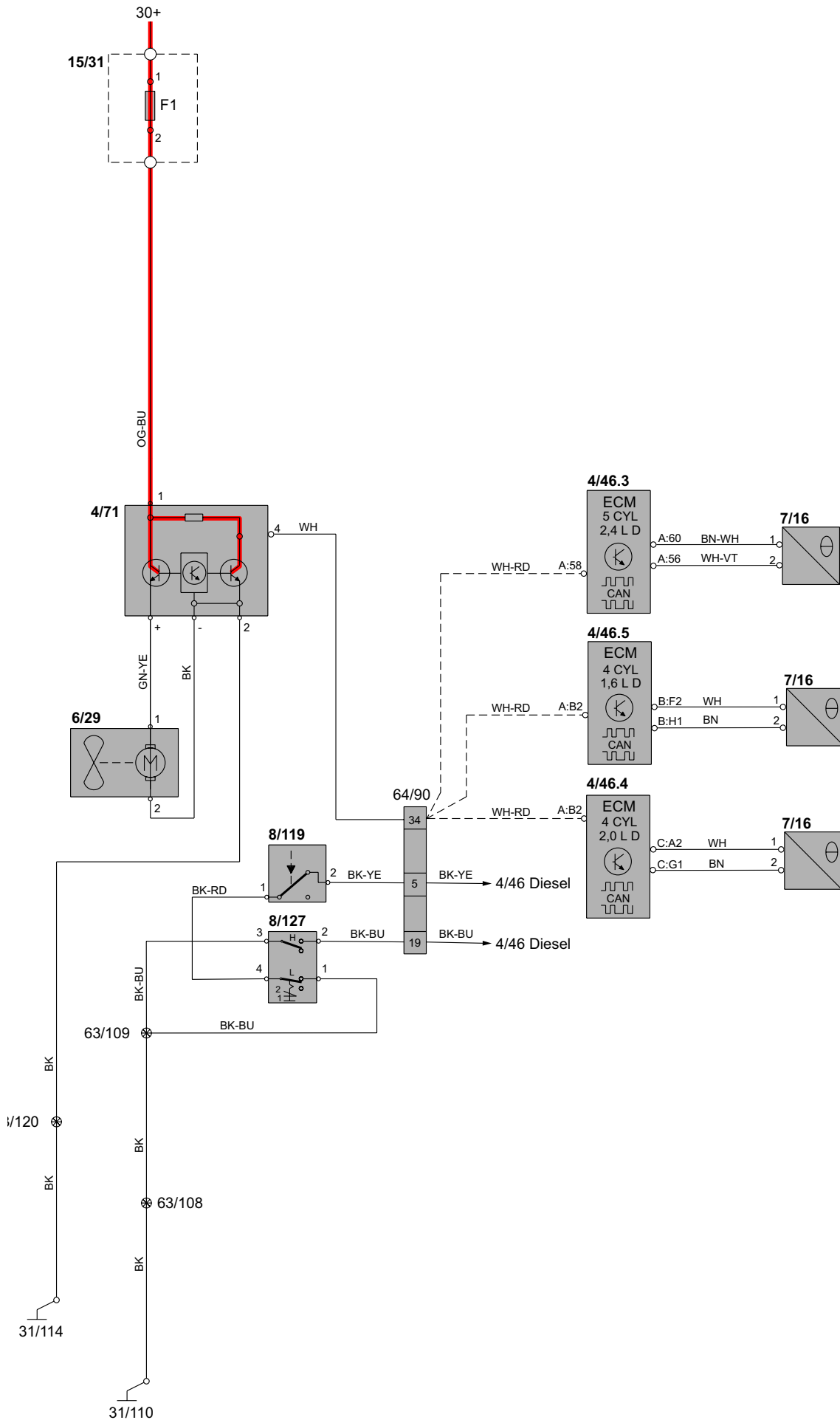
# Group 26 Cooling system

## Cooling fan



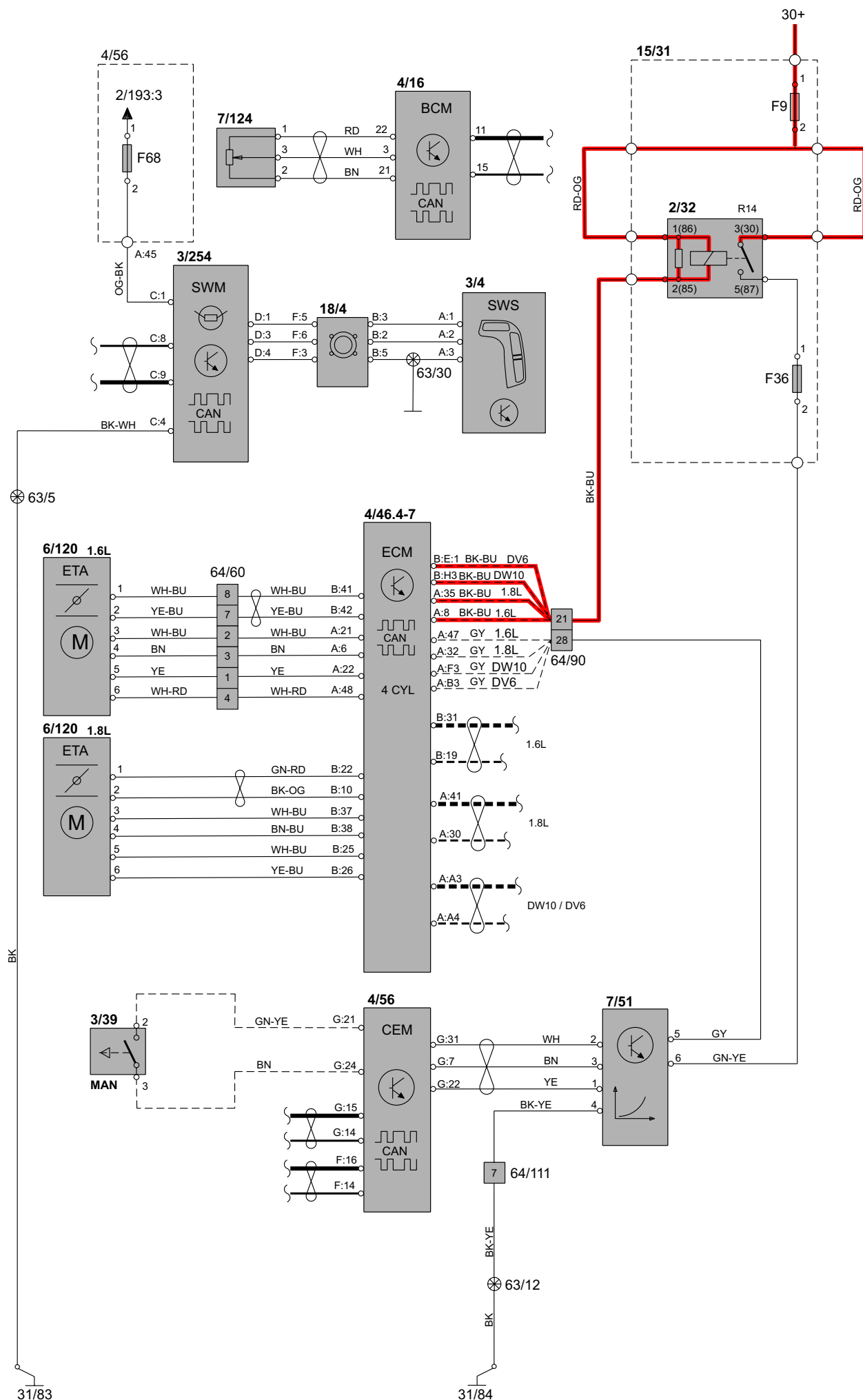
# Group 26 Cooling system

## Cooling fan Diesel



# Group 27 Engine control

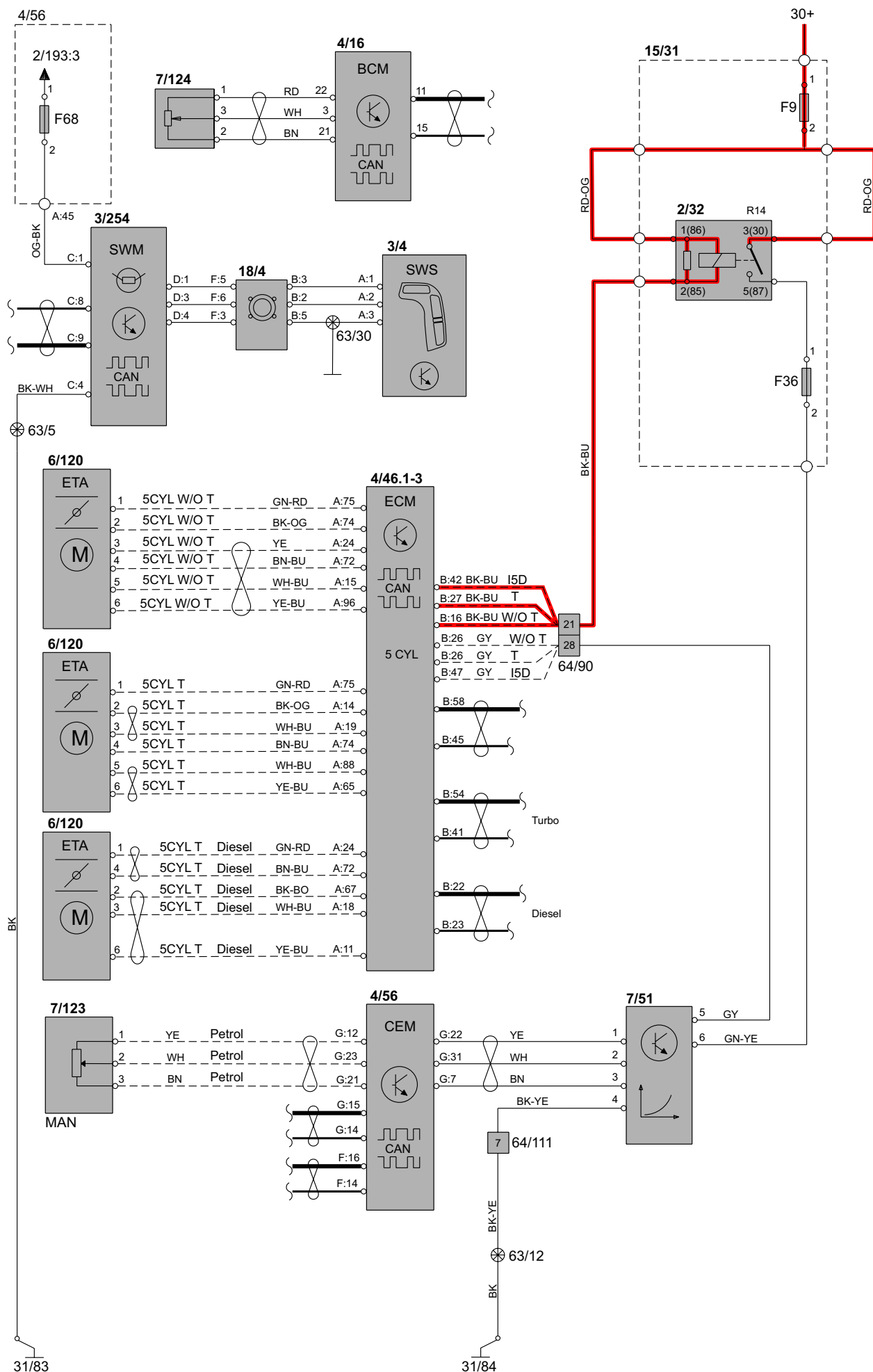
## Cruise control, 4-cyl.





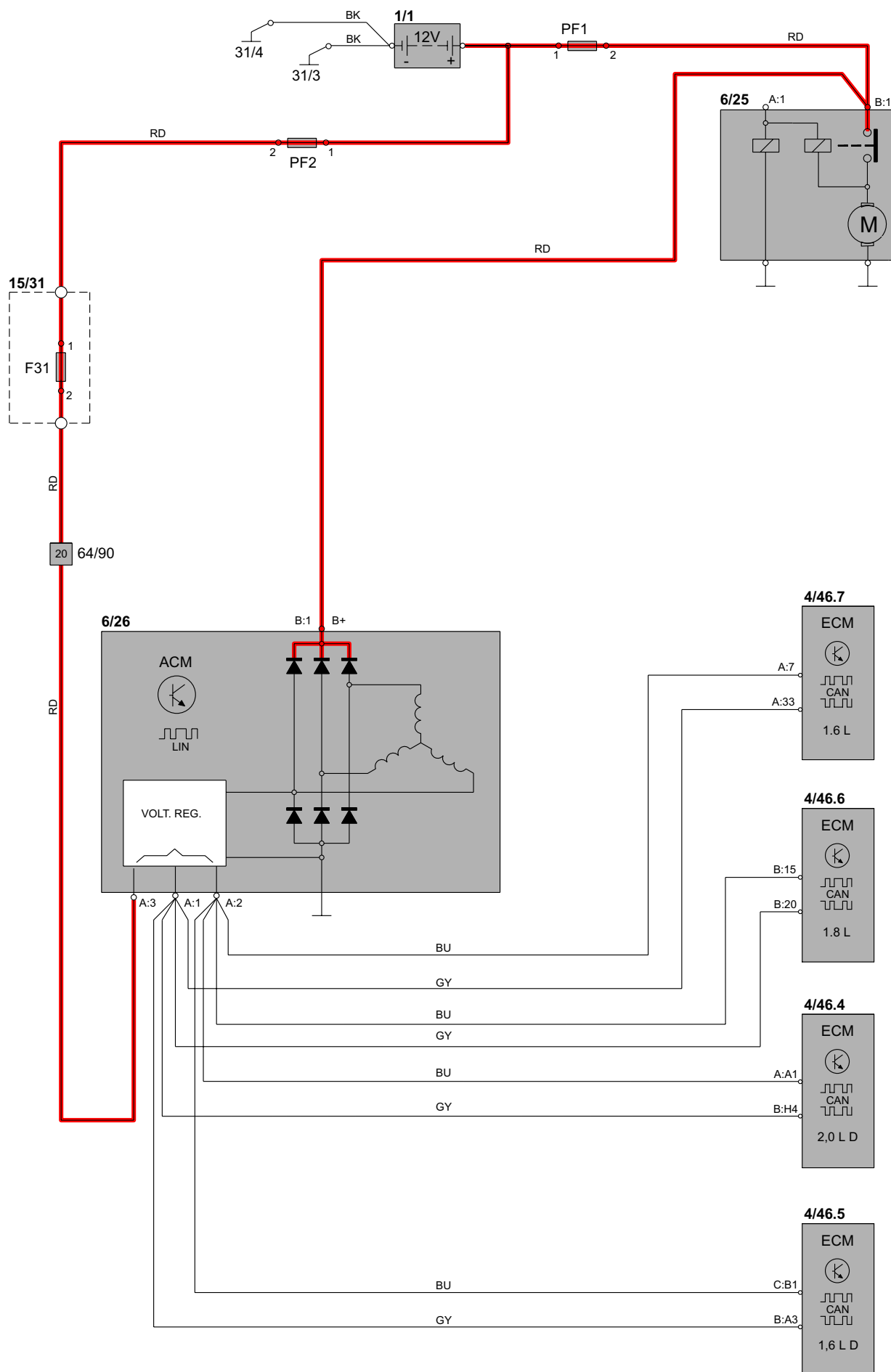
# Group 27 Engine control

## Cruise control, 5-cyl.



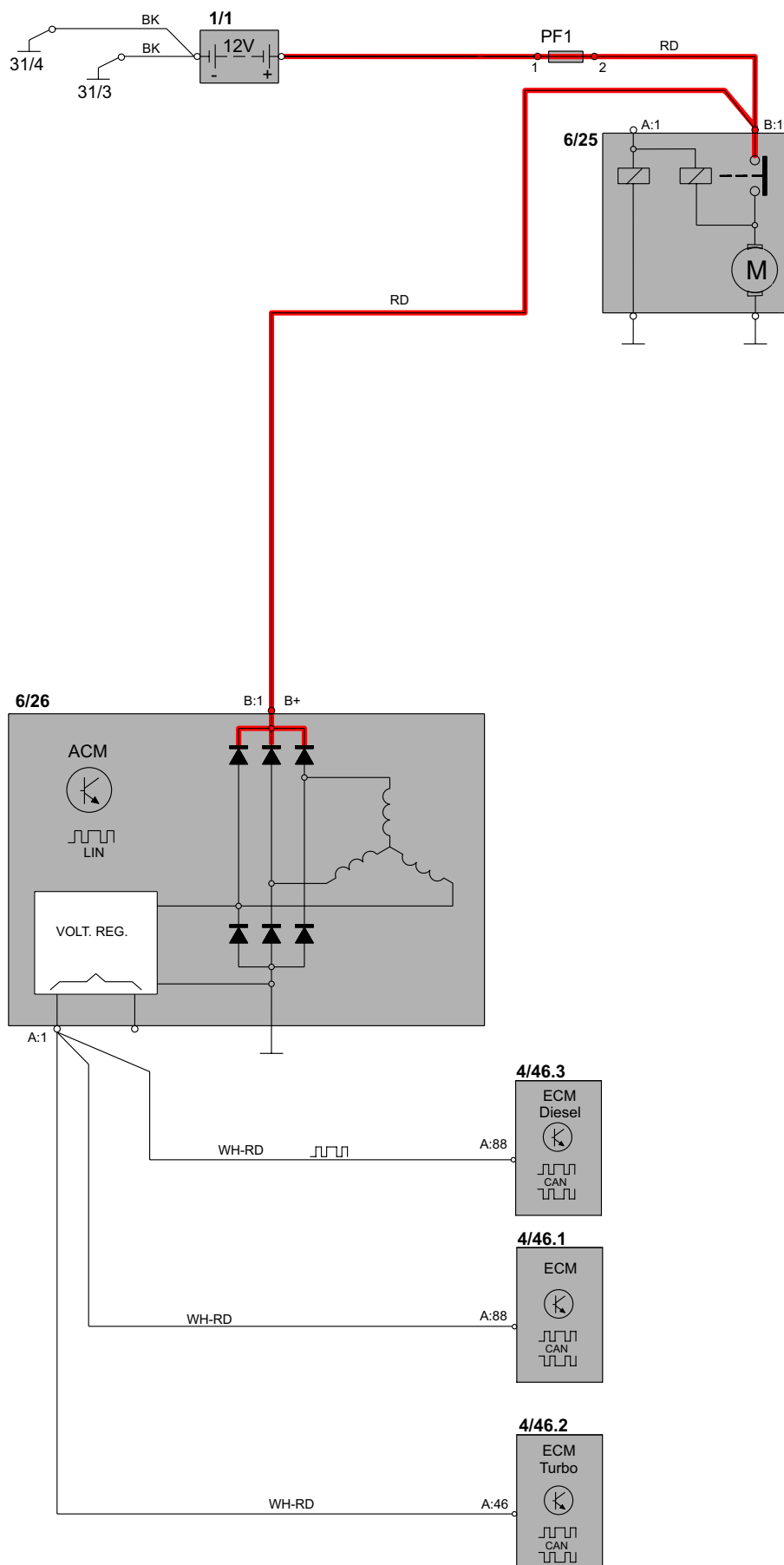
# Group 32 Alternator and voltage regulator

## Power supply, 4-cyl.



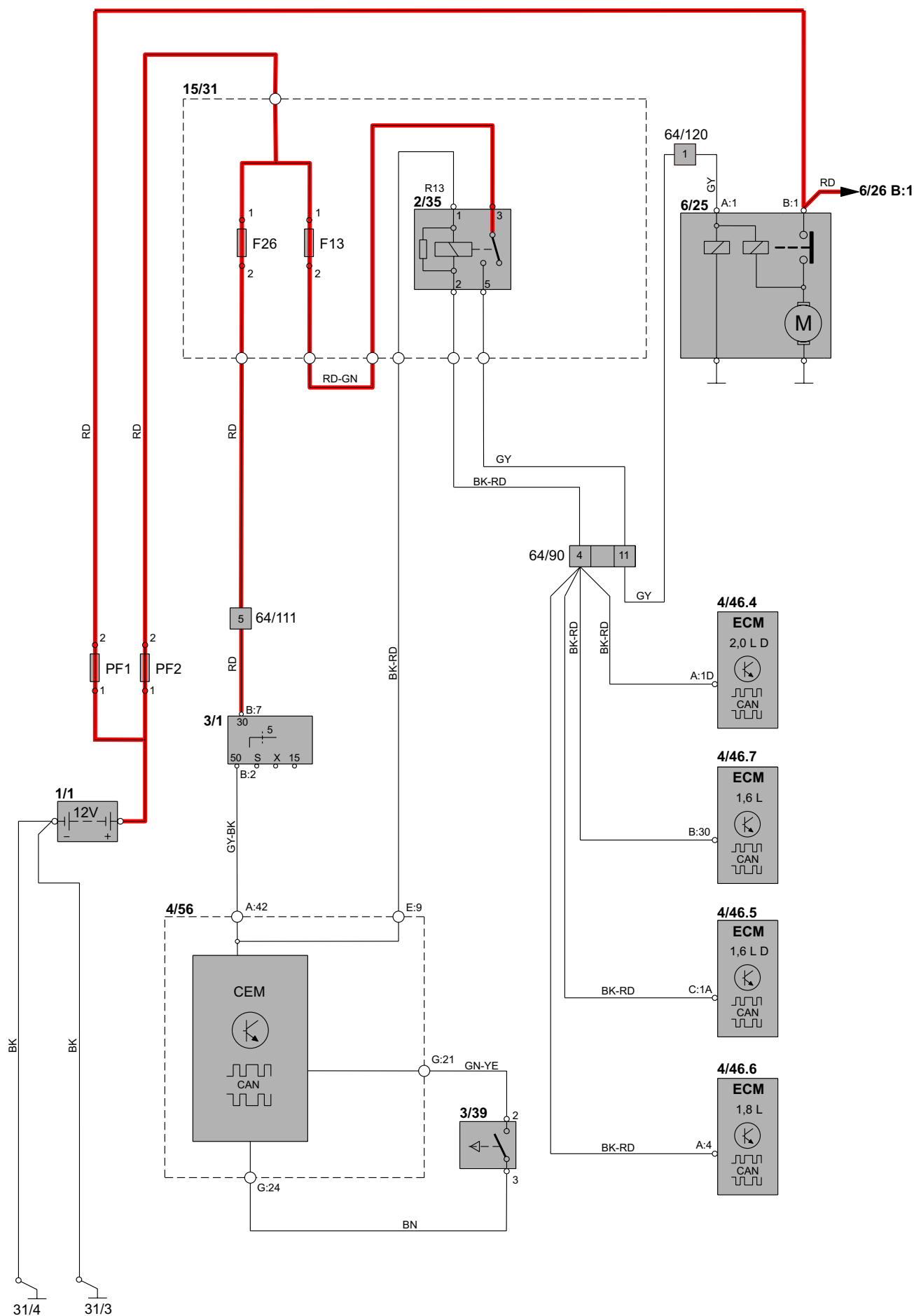
# Group 32 Alternator and voltage regulator

## Power supply, 5-cyl.



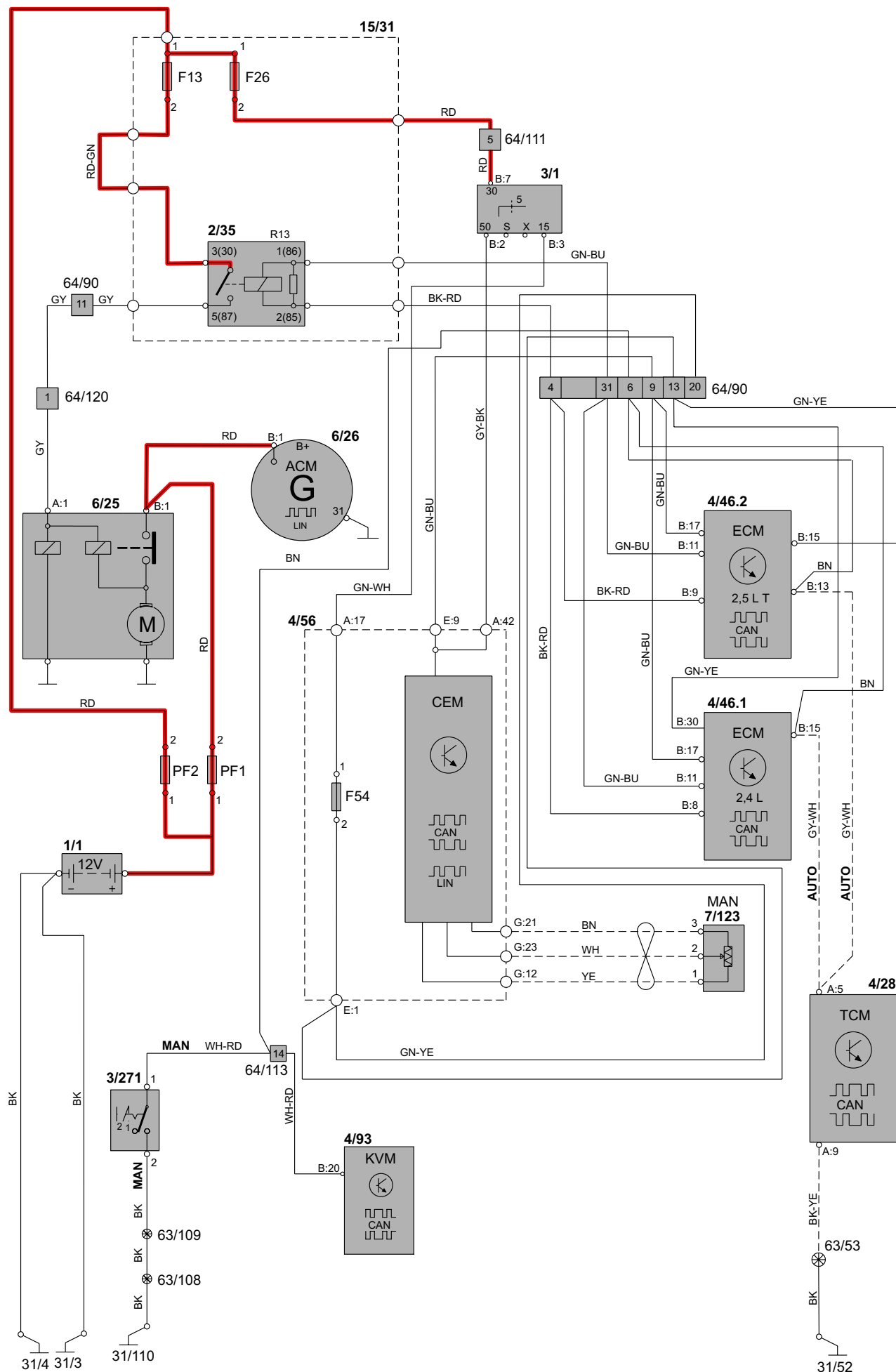
# Group 33 Starting system

## Starting system, 4-cyl.



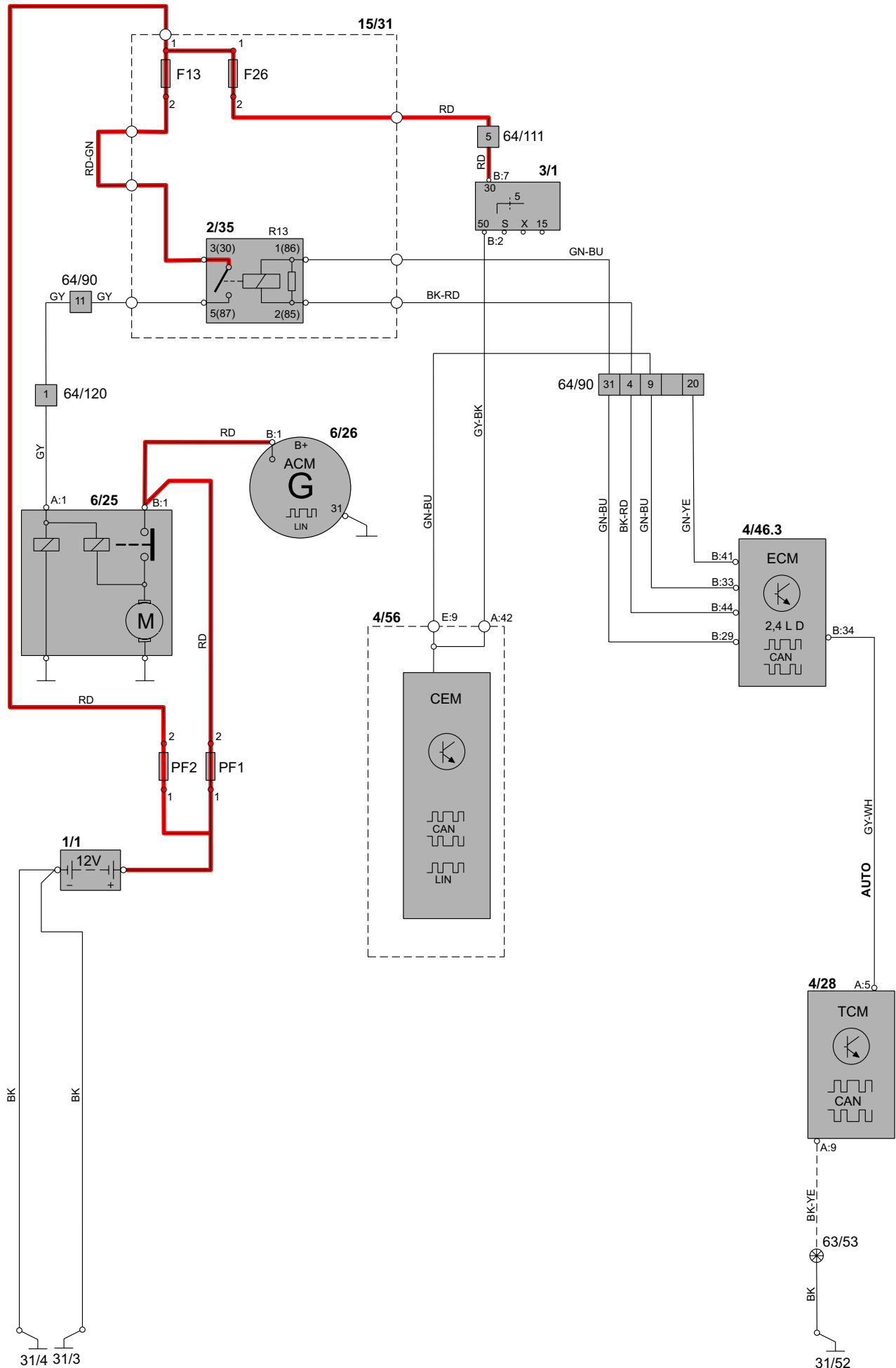
# Group 33 Starting system

## Starting system, 5-cyl.

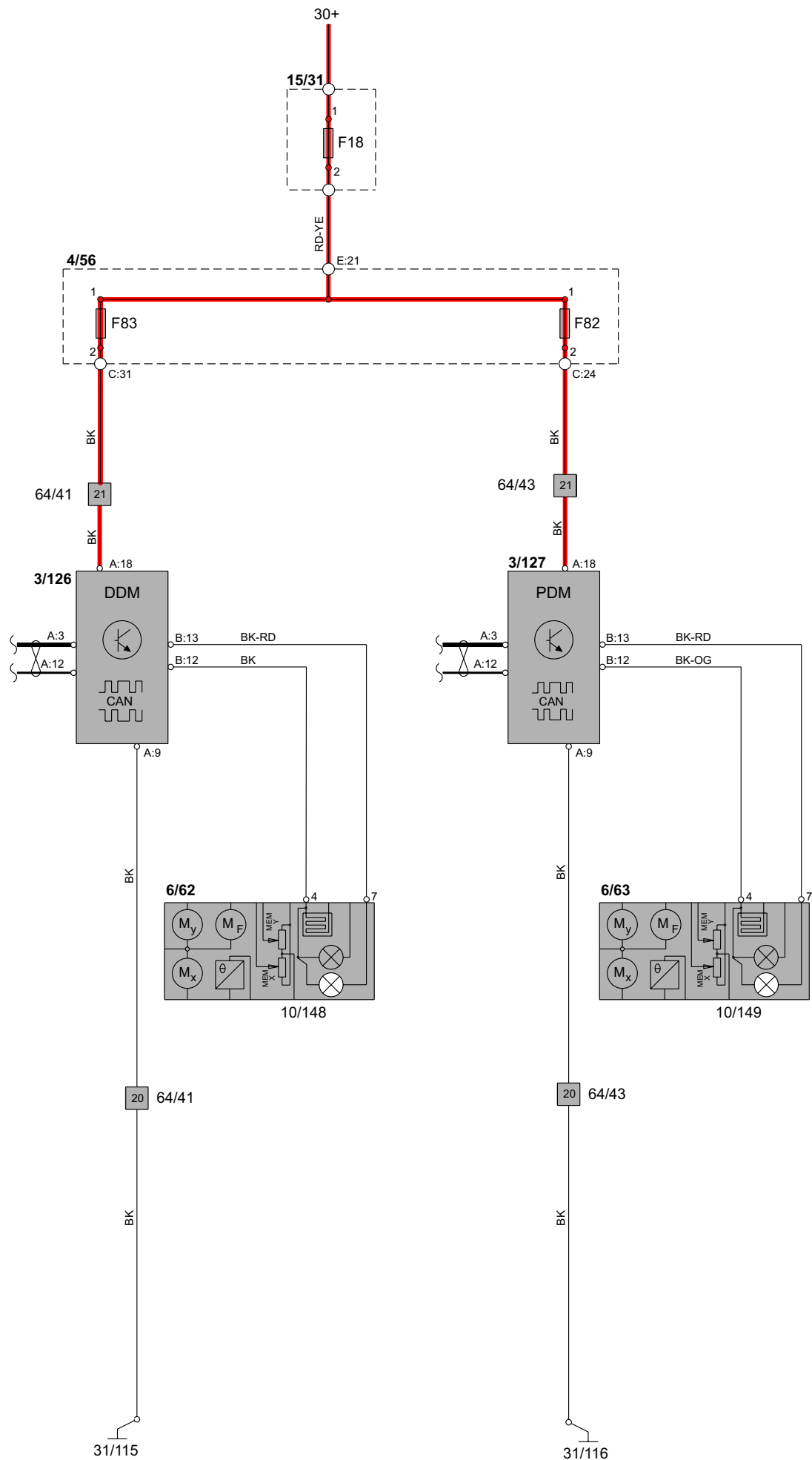


# Group 33 Starting system

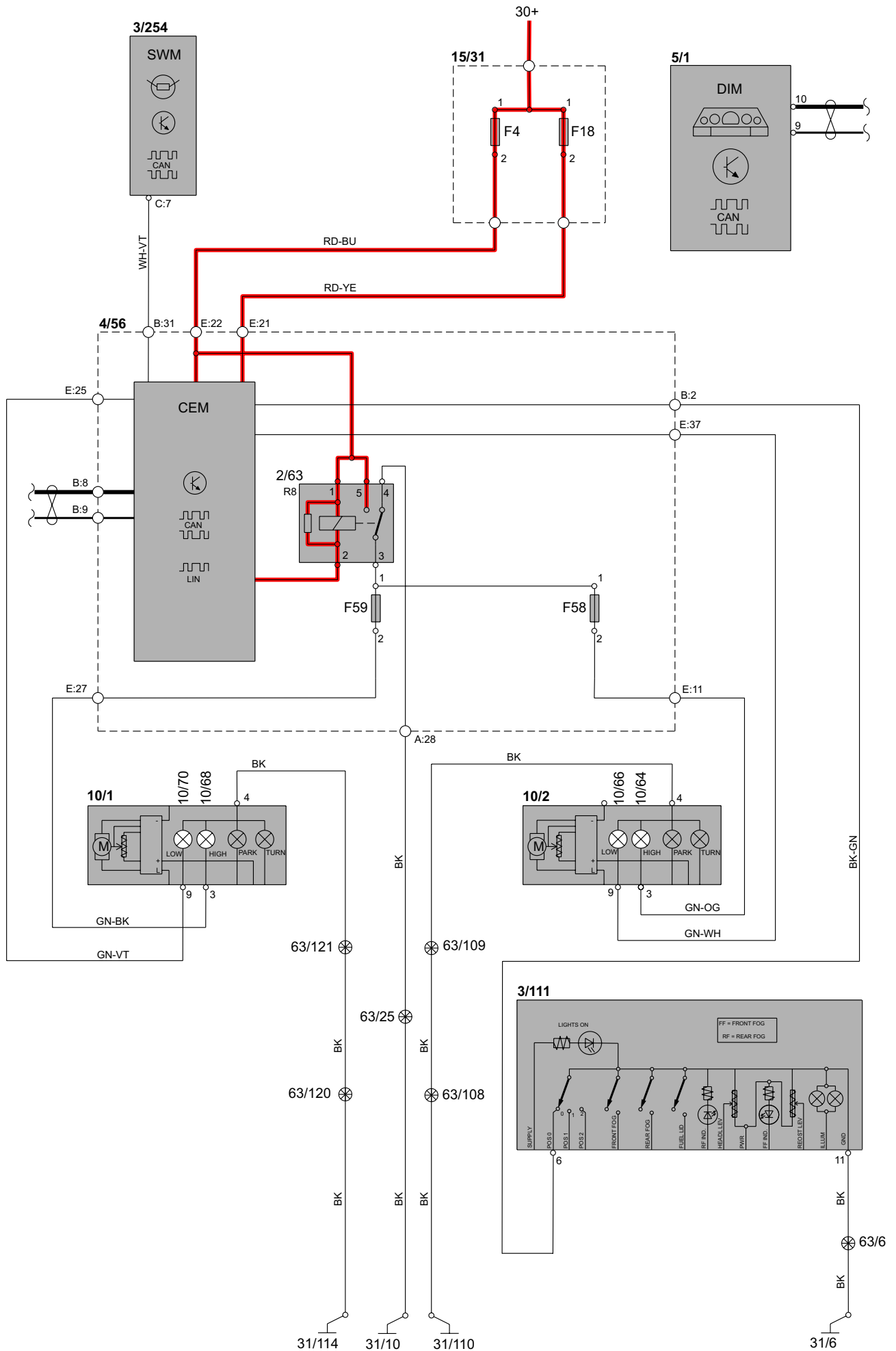
## Starting system, 5-cyl. Diesel



Group 35 Lighting  
Follow-me-home lighting

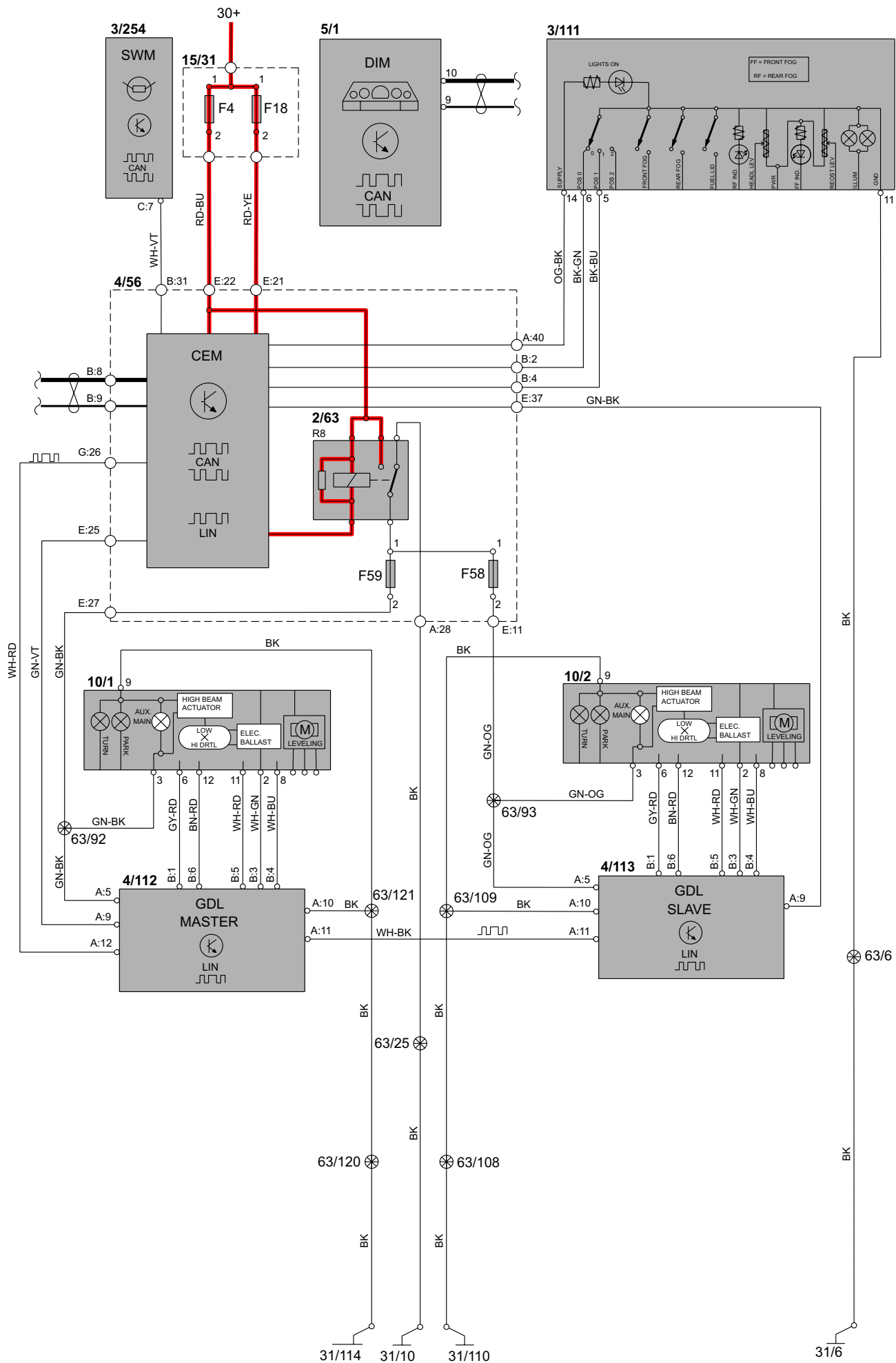


# Group 35 Lighting High and low beam

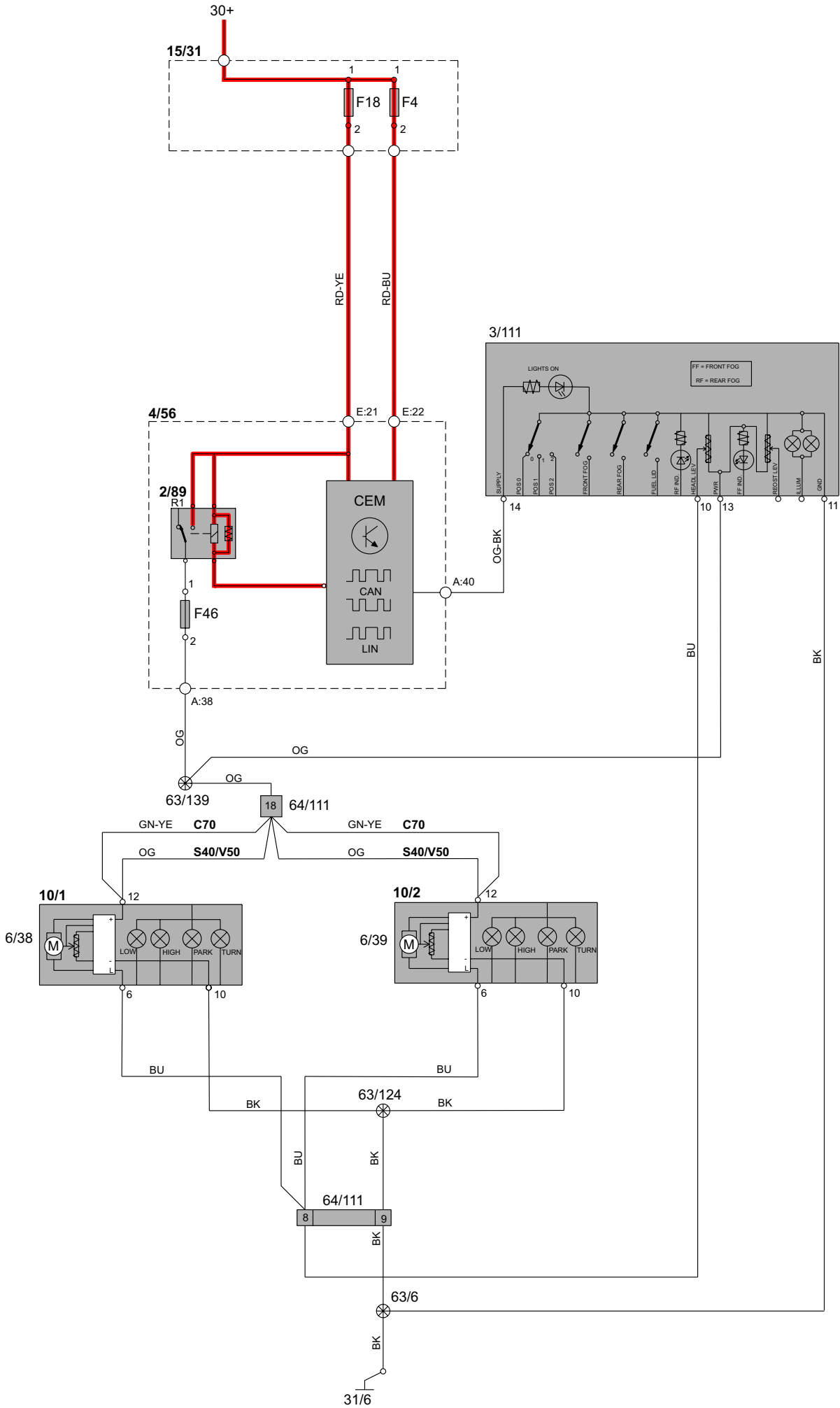




## High and low beam (Bi-Xenon)

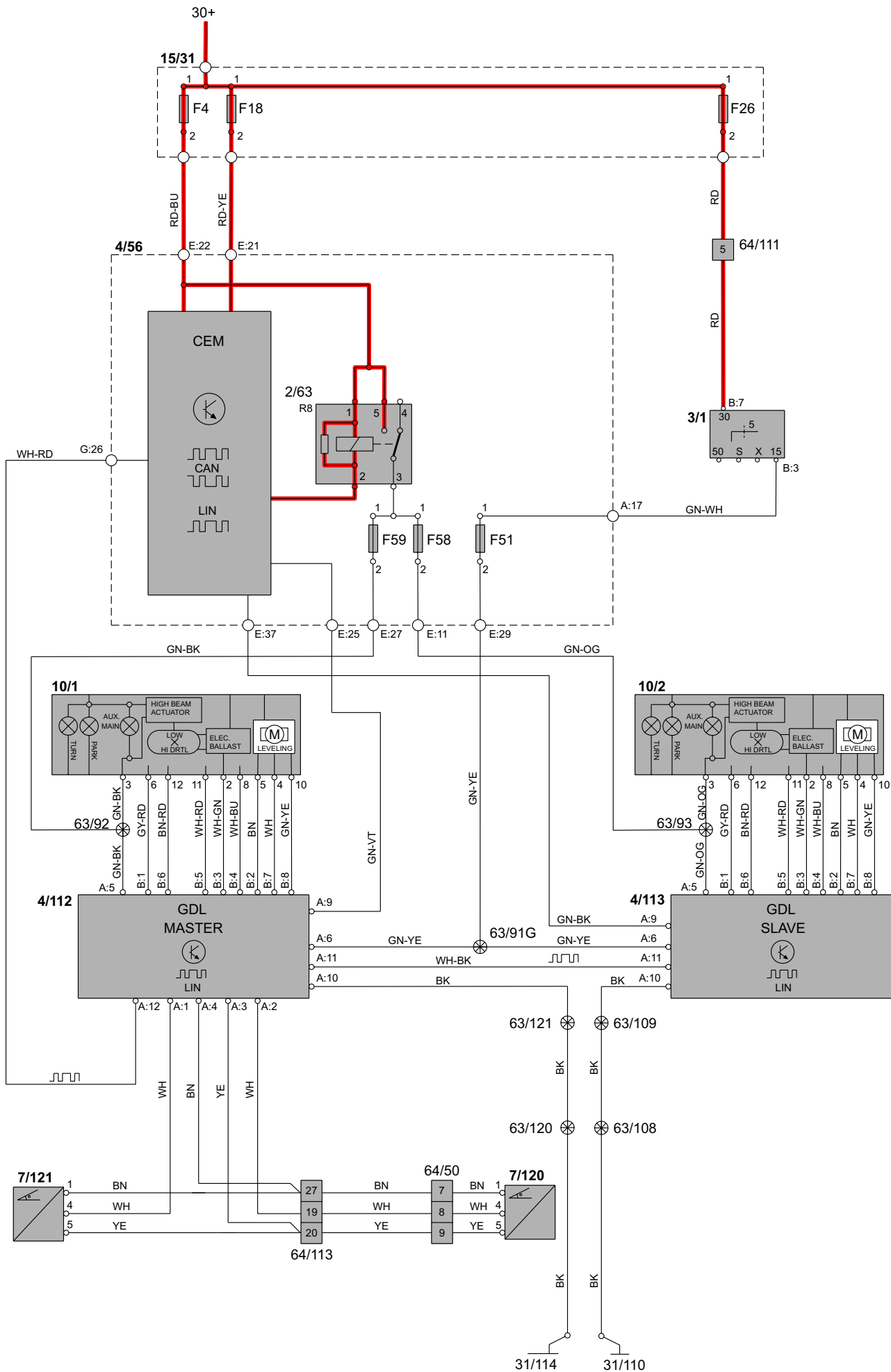


## Manual beam length adjustment



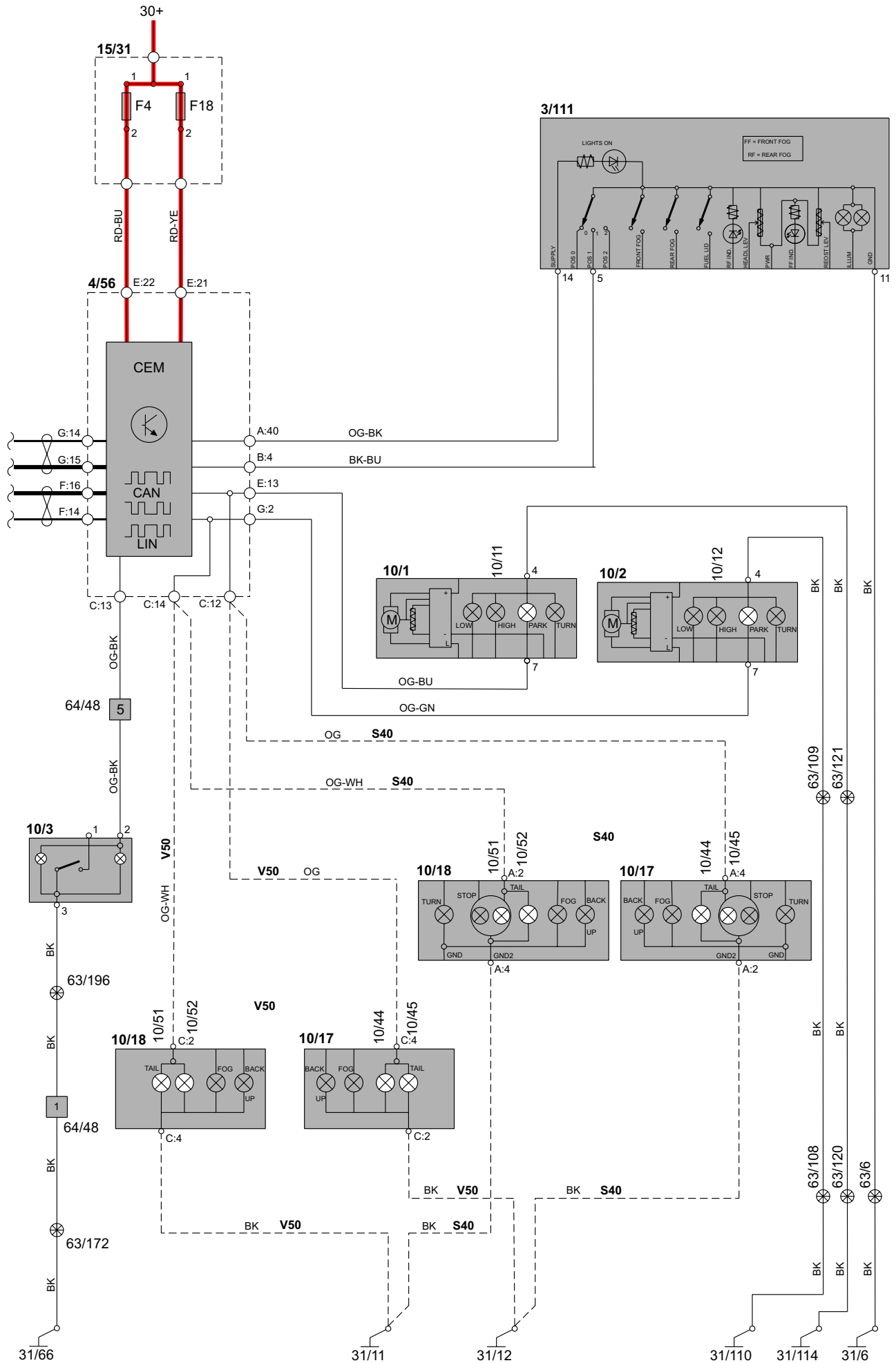
# Group 35 Lighting

## Automatic beam length adjustment (Bi-Xenon)



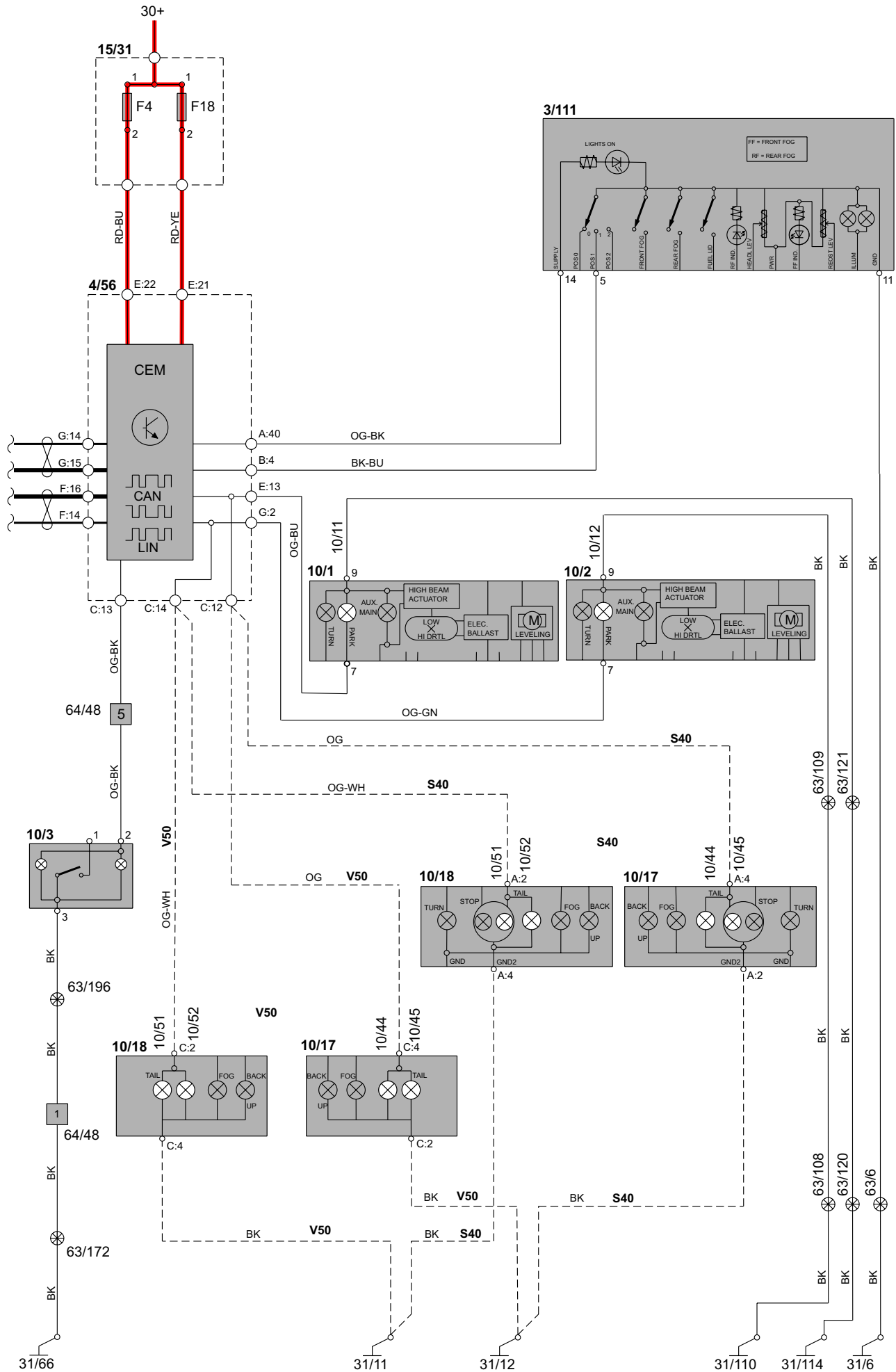
# Group 35 Lighting

## Position/Parking lights, Tail lights S40/V50

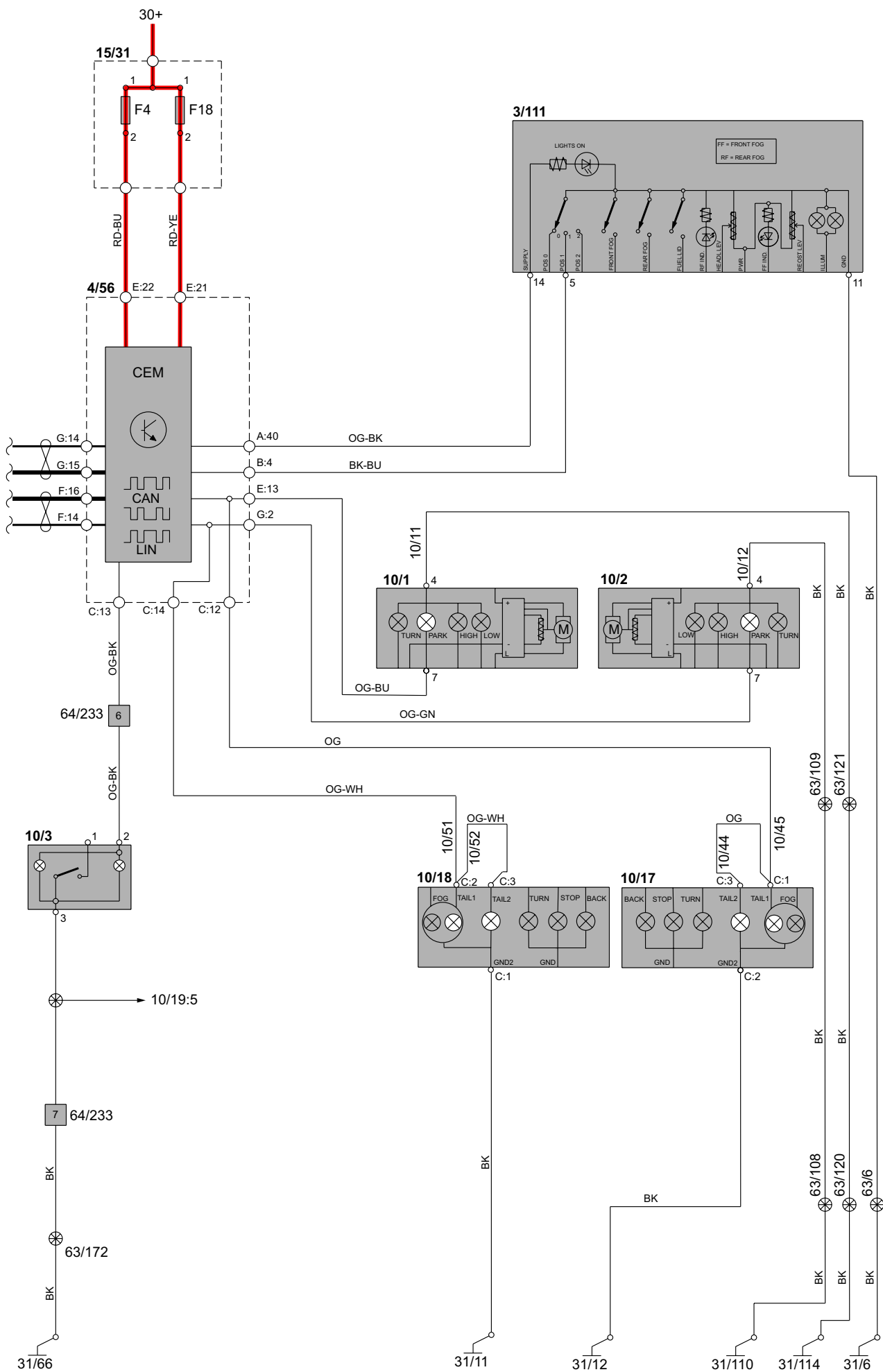


# Group 35 Lighting

## Position/Parking lights, Tail lights (Bi-Xenon) S40/V50

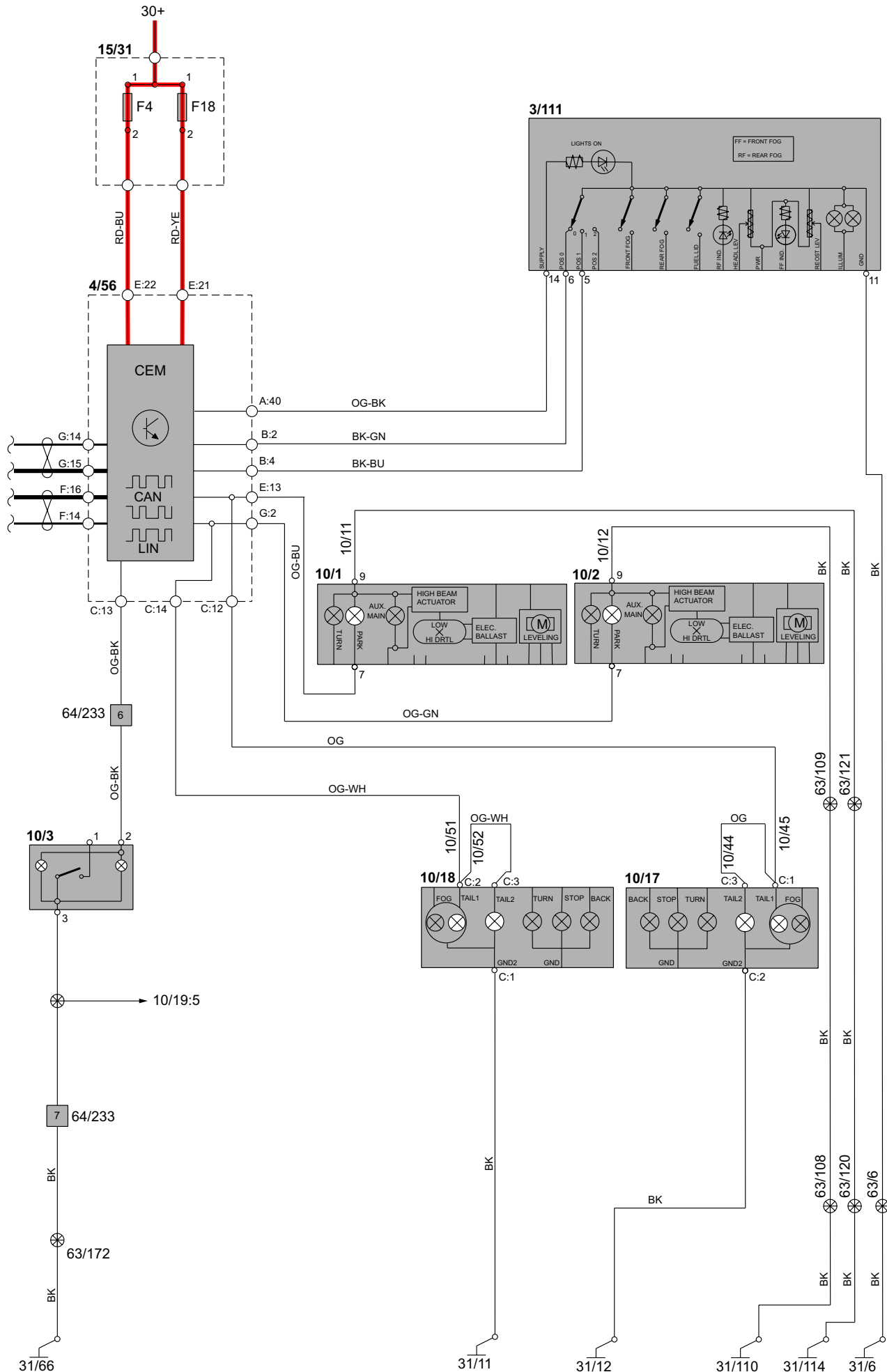


## Position/Parking lights, Tail lights C70

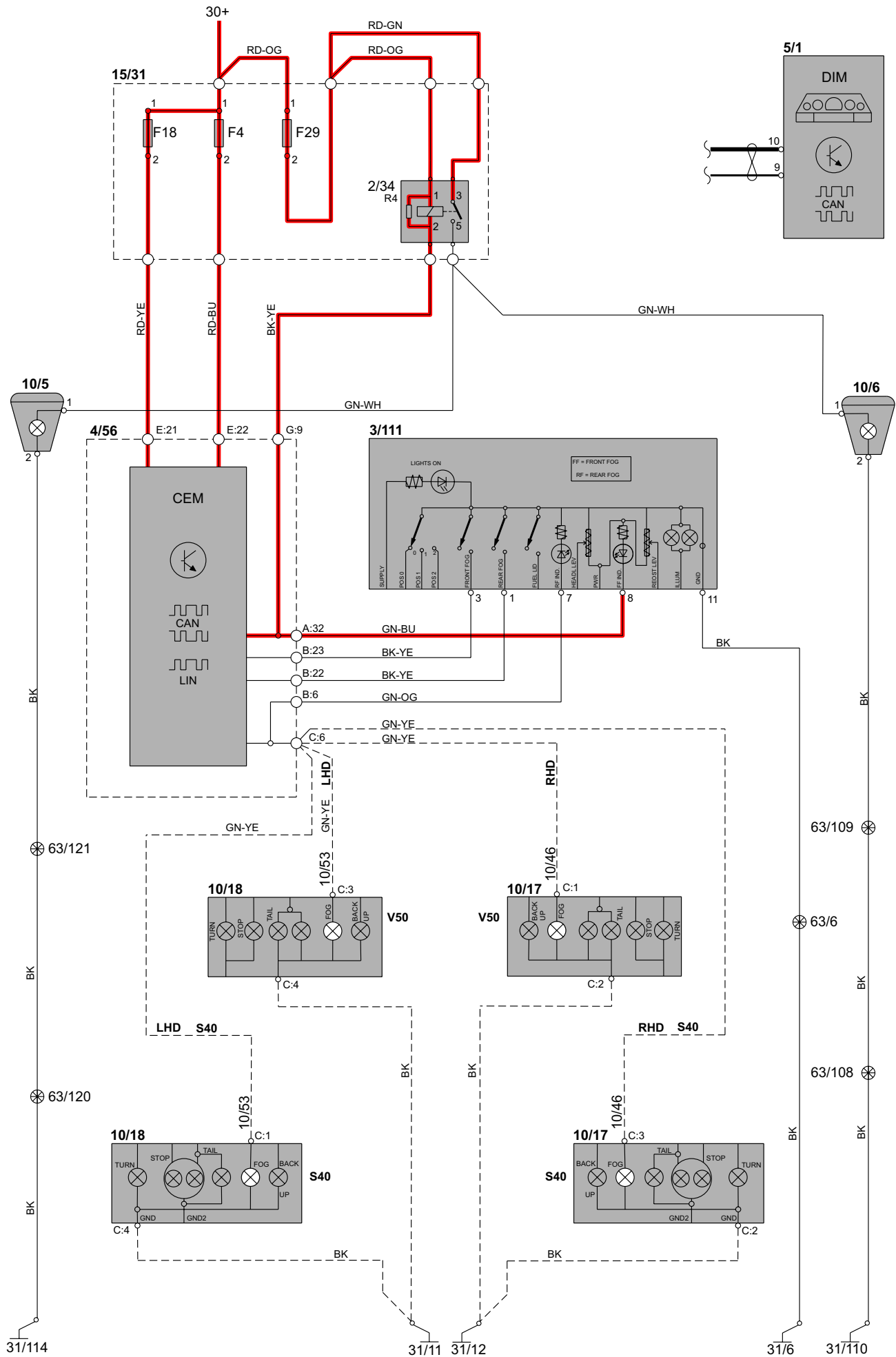


# Group 35 Lighting

## Position/Parking lights, Tail lights (Bi-Xenon) C70

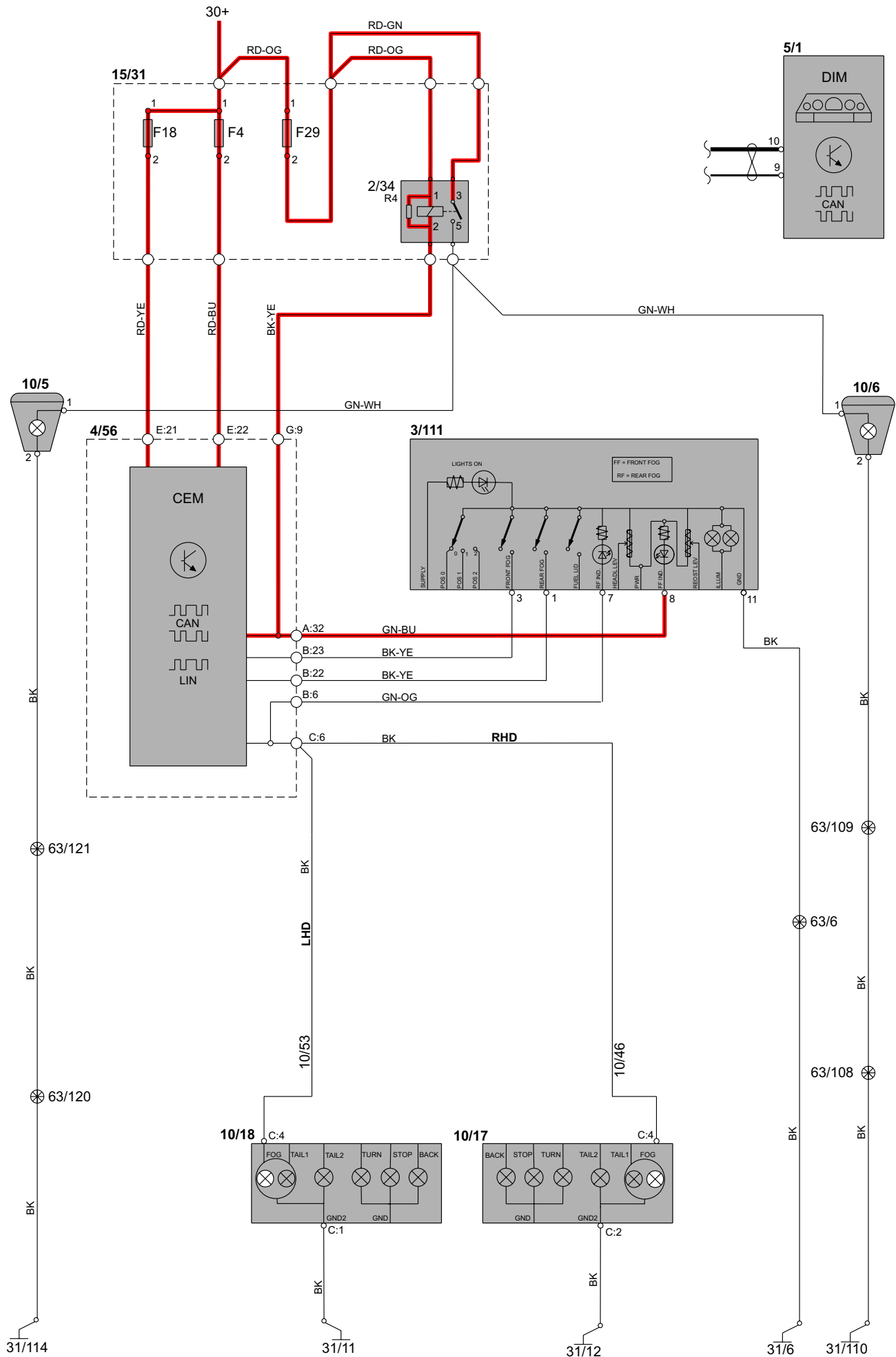


# Group 35 Lighting Fog lights S40/V50





# Group 35 Lighting Fog lights C70

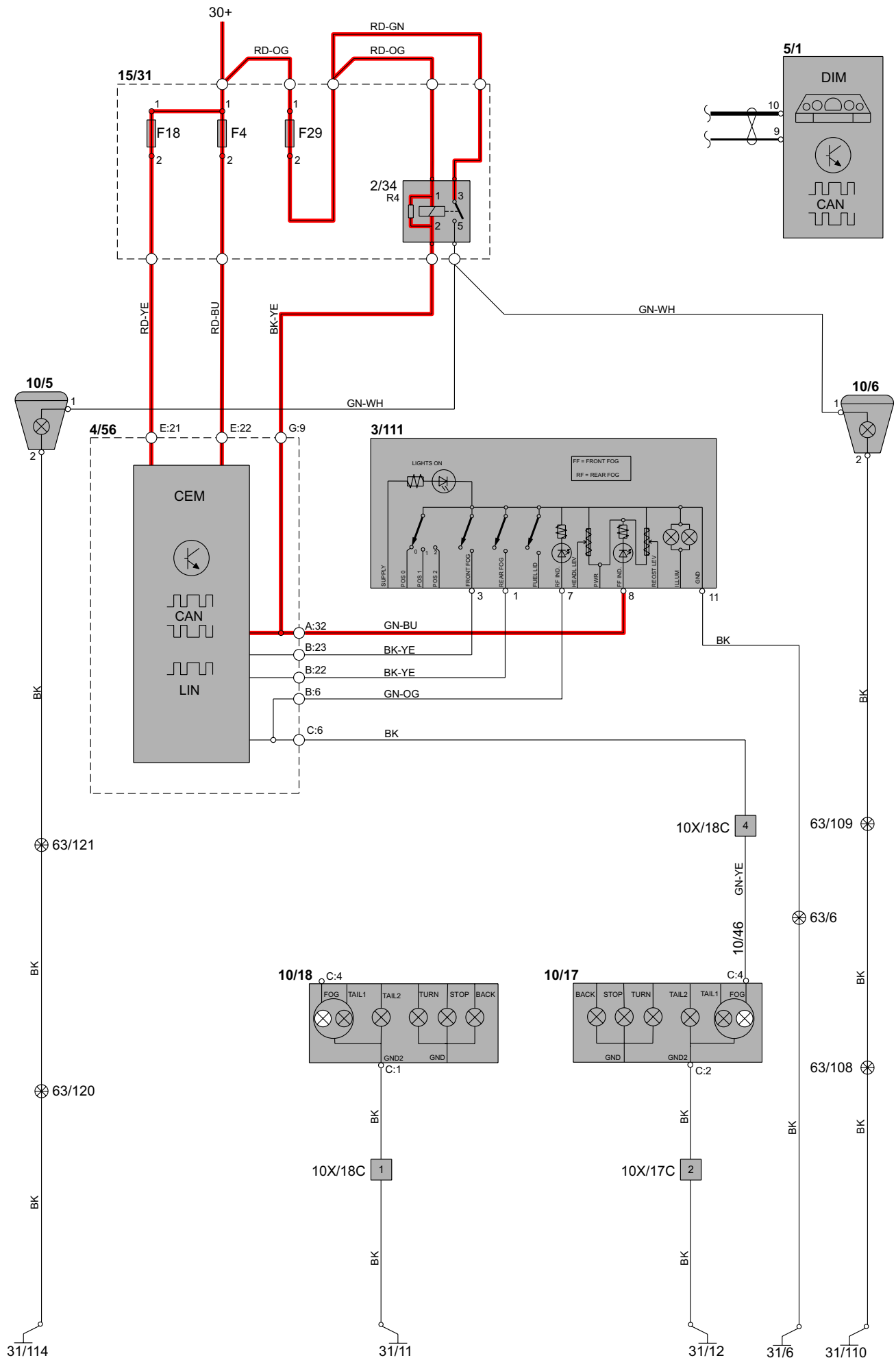


## Fog lights LHD, Japan S40/V50

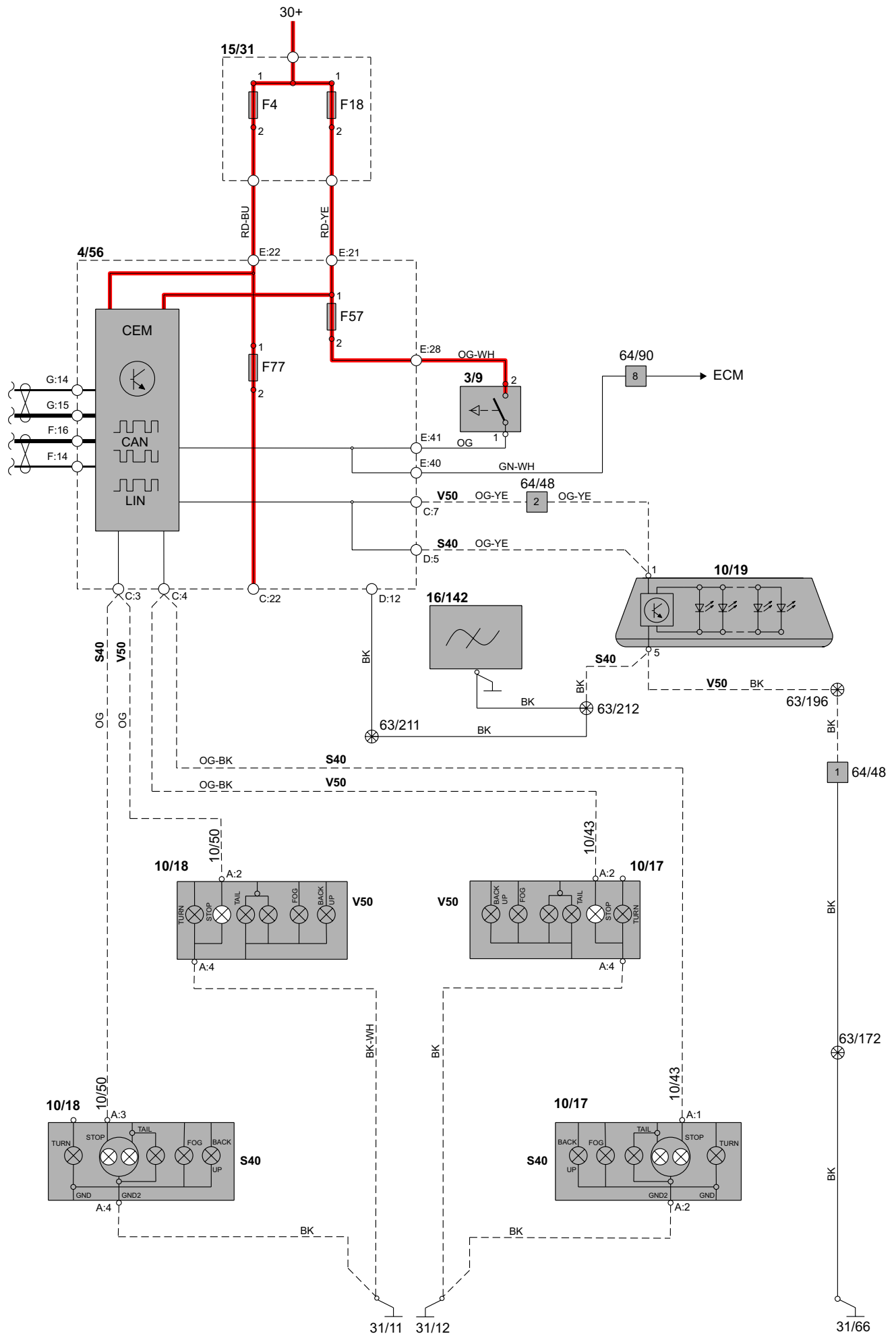


# Group 35 Lighting

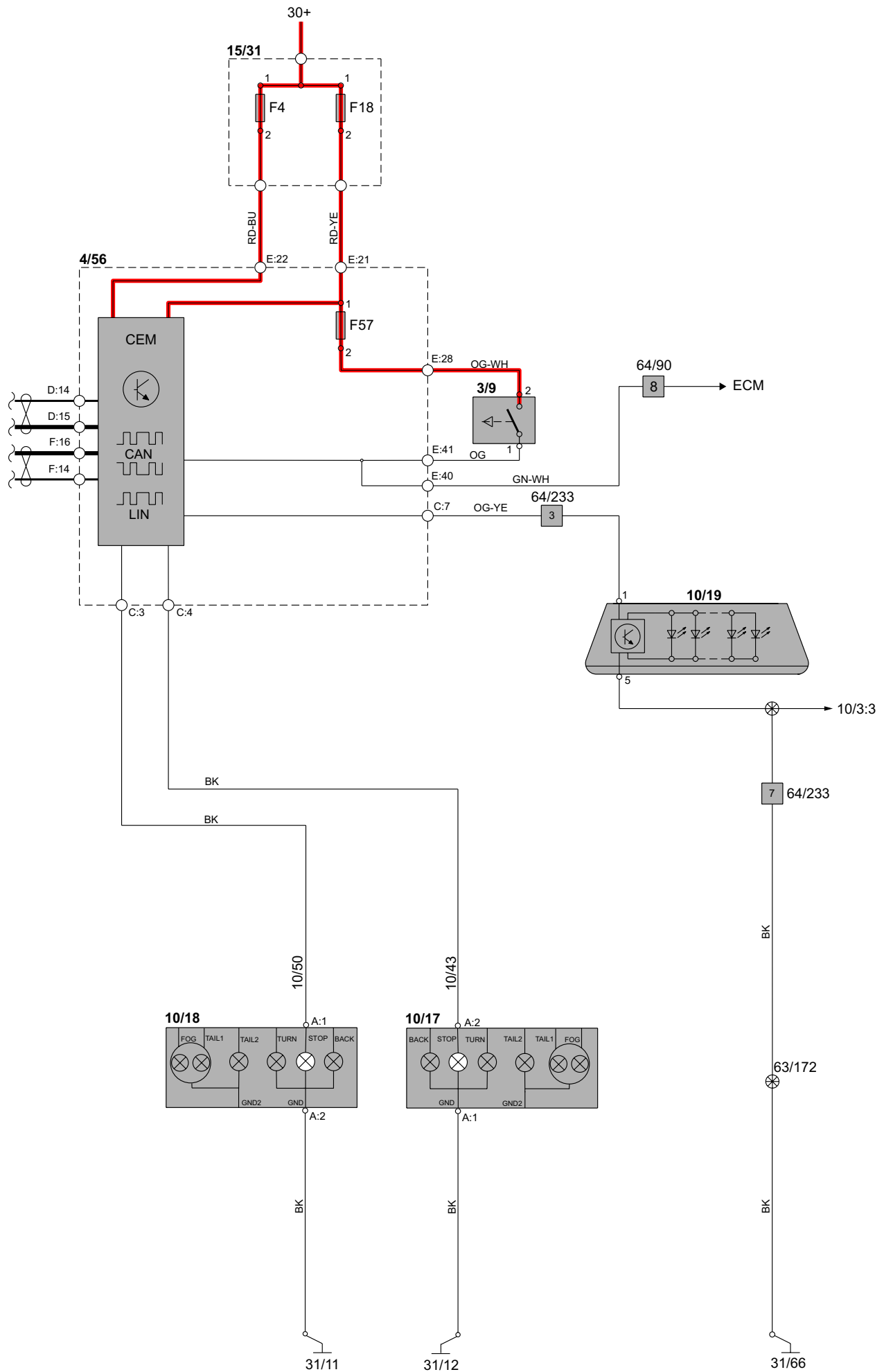
## Fog lights LHD, Japan C70



# Group 35 Lighting Brake Lights S40/V50

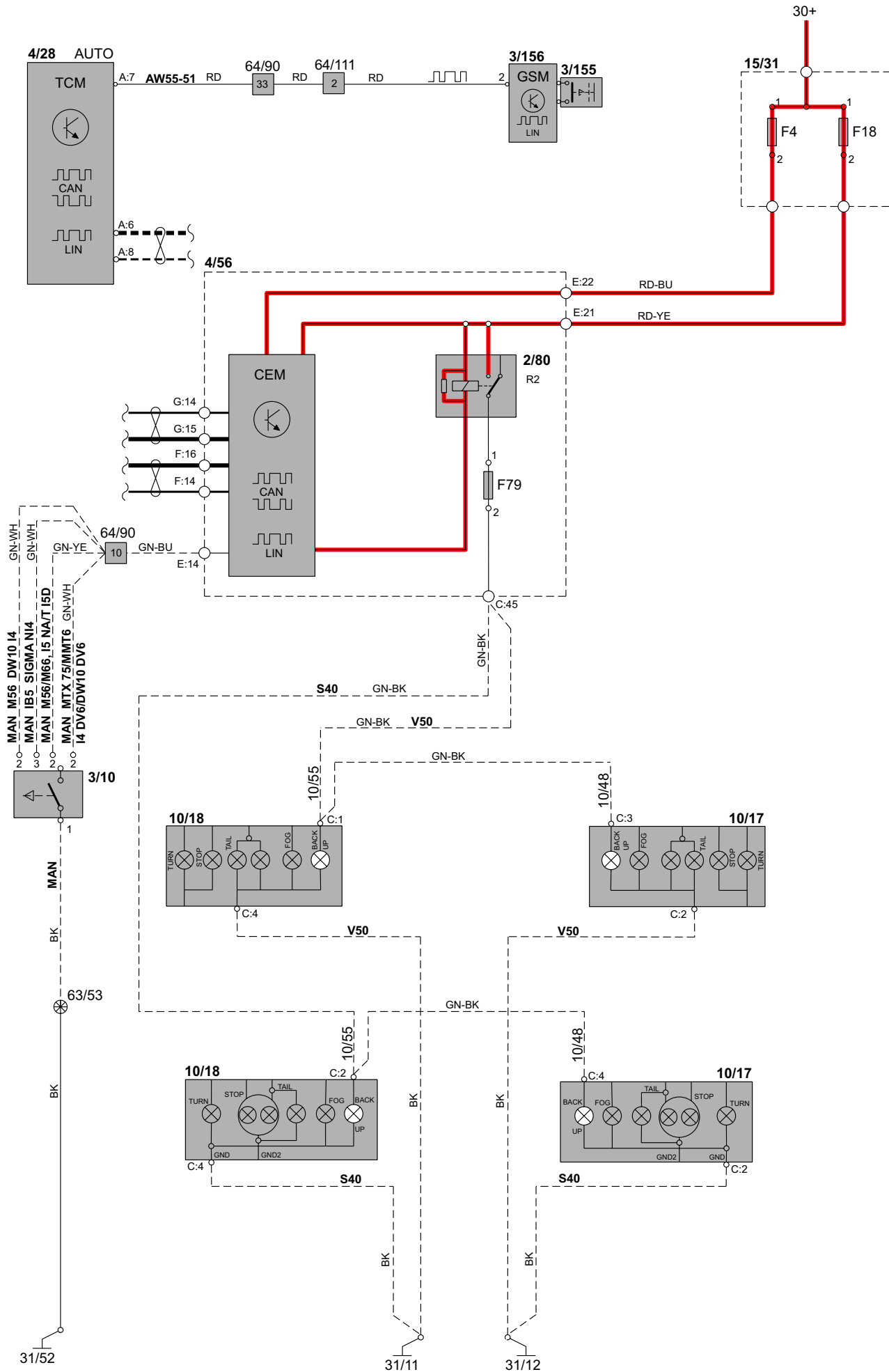


# Group 35 Lighting Brake lights C70



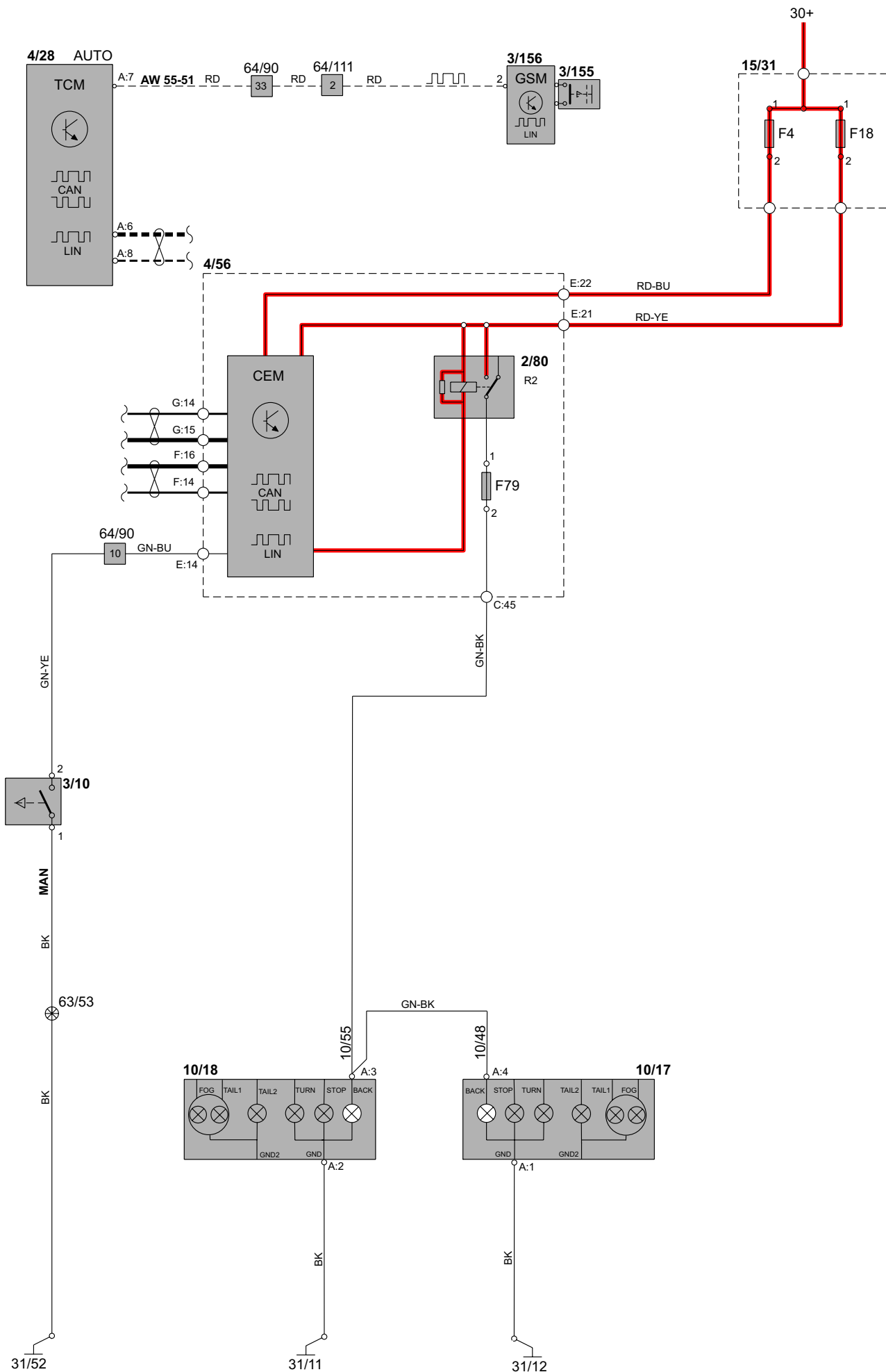
# Group 35 Lighting

## Reversing lights S40/V50

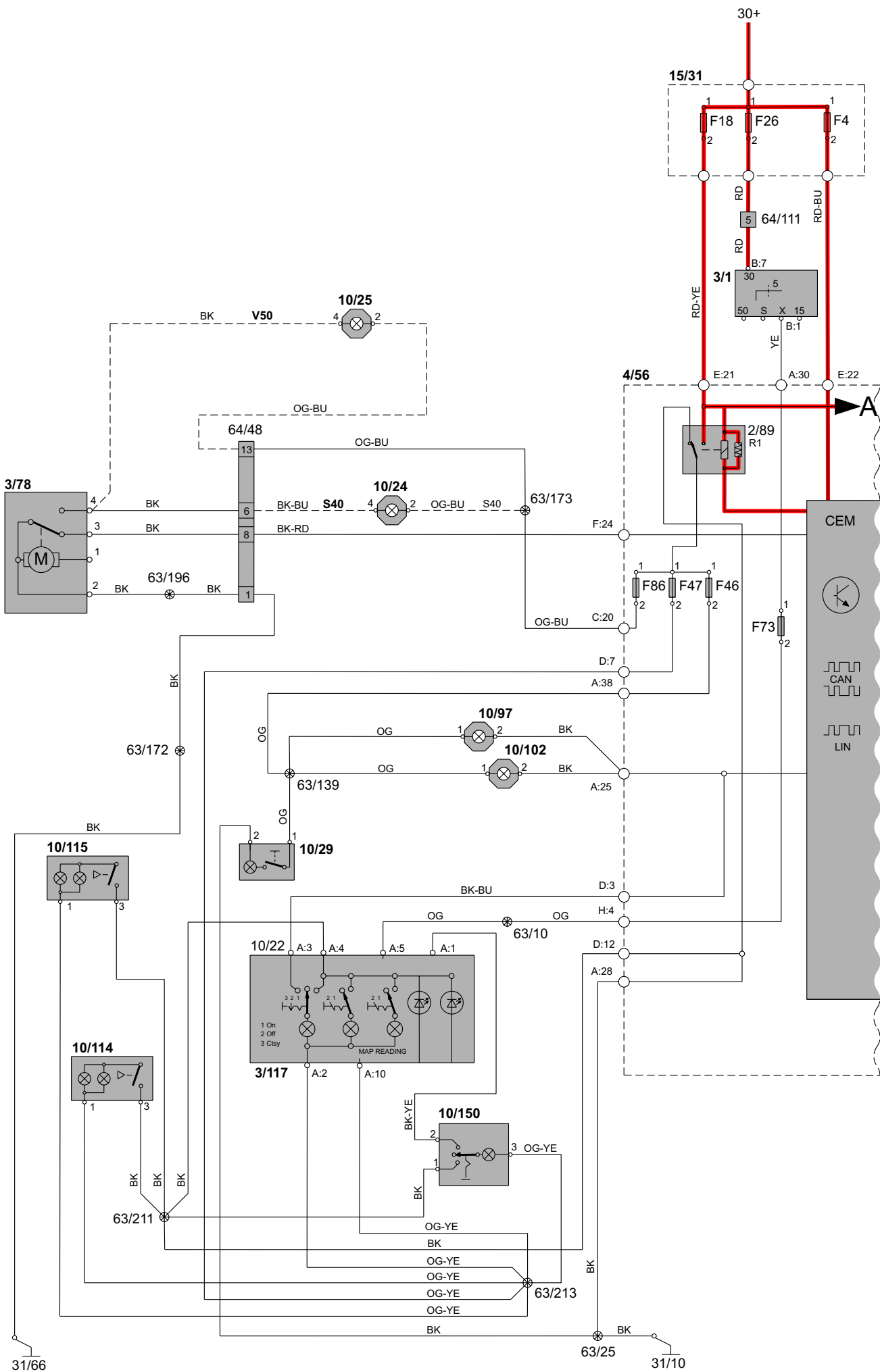


# Group 35 Lighting

## Reversing lights C70

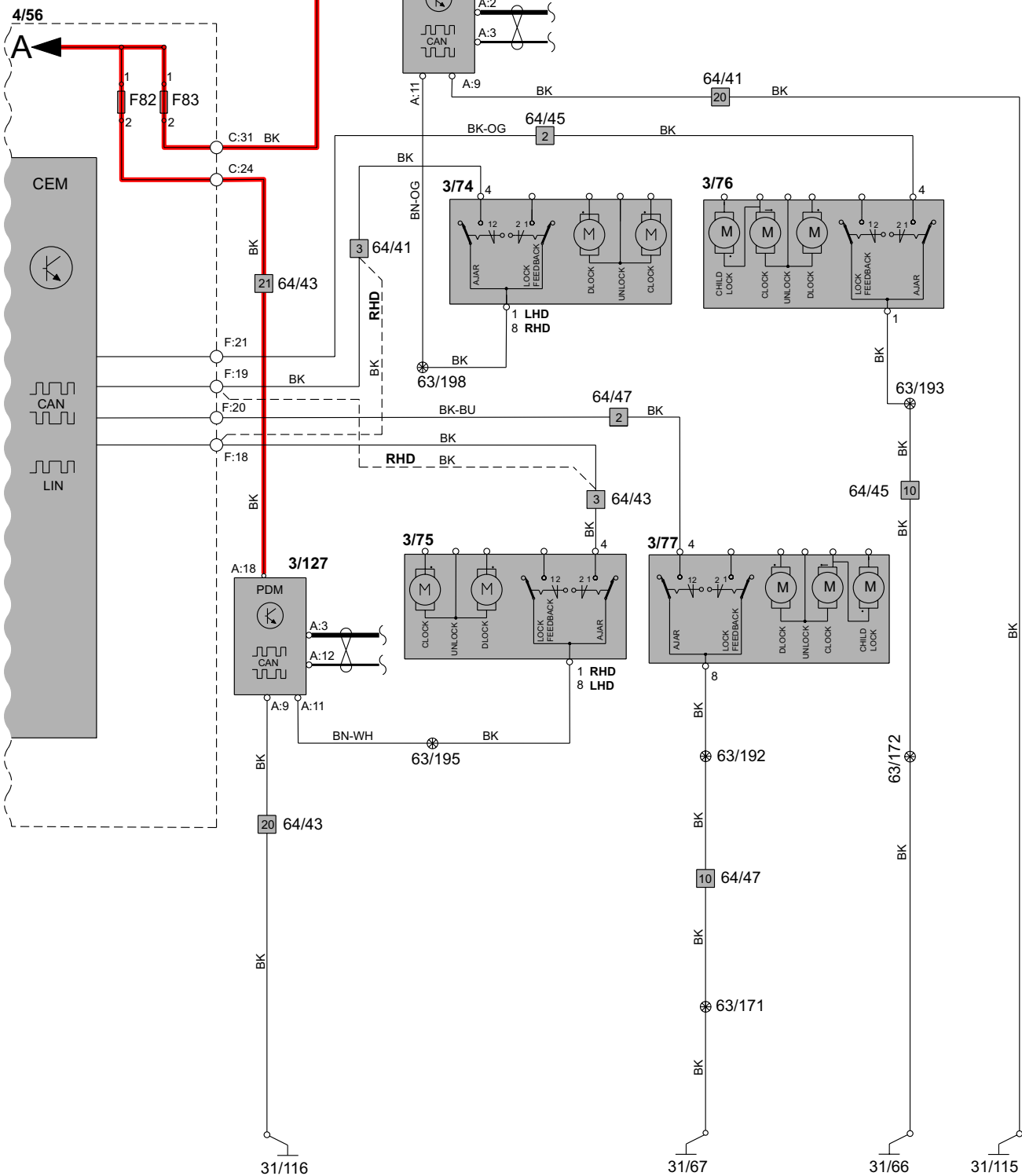


## Interior lighting S40/V50 1:2



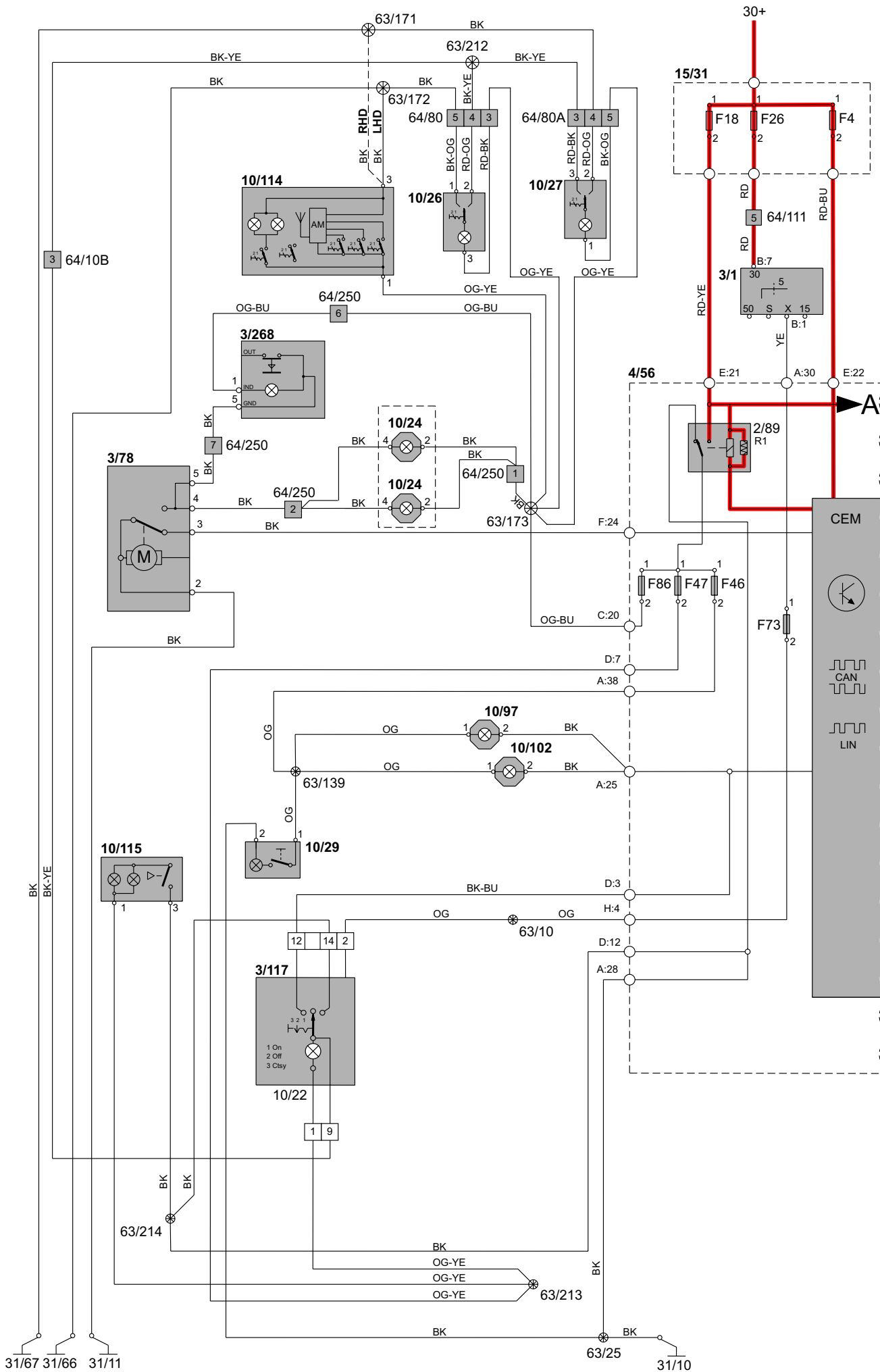


## Interior lighting S40/V50 2:2

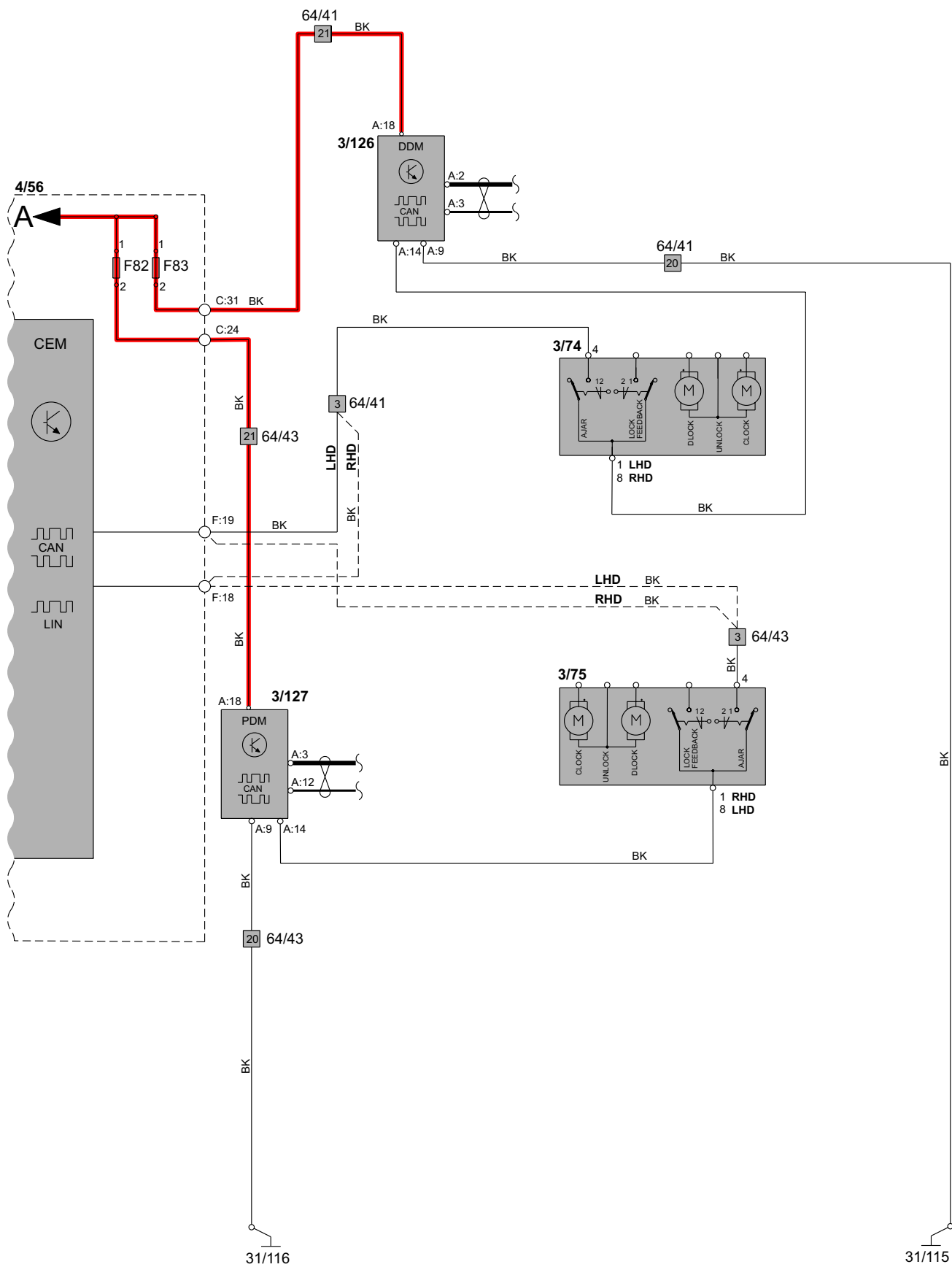


## Group 35 Lighting

### Interior lighting C70 1:2

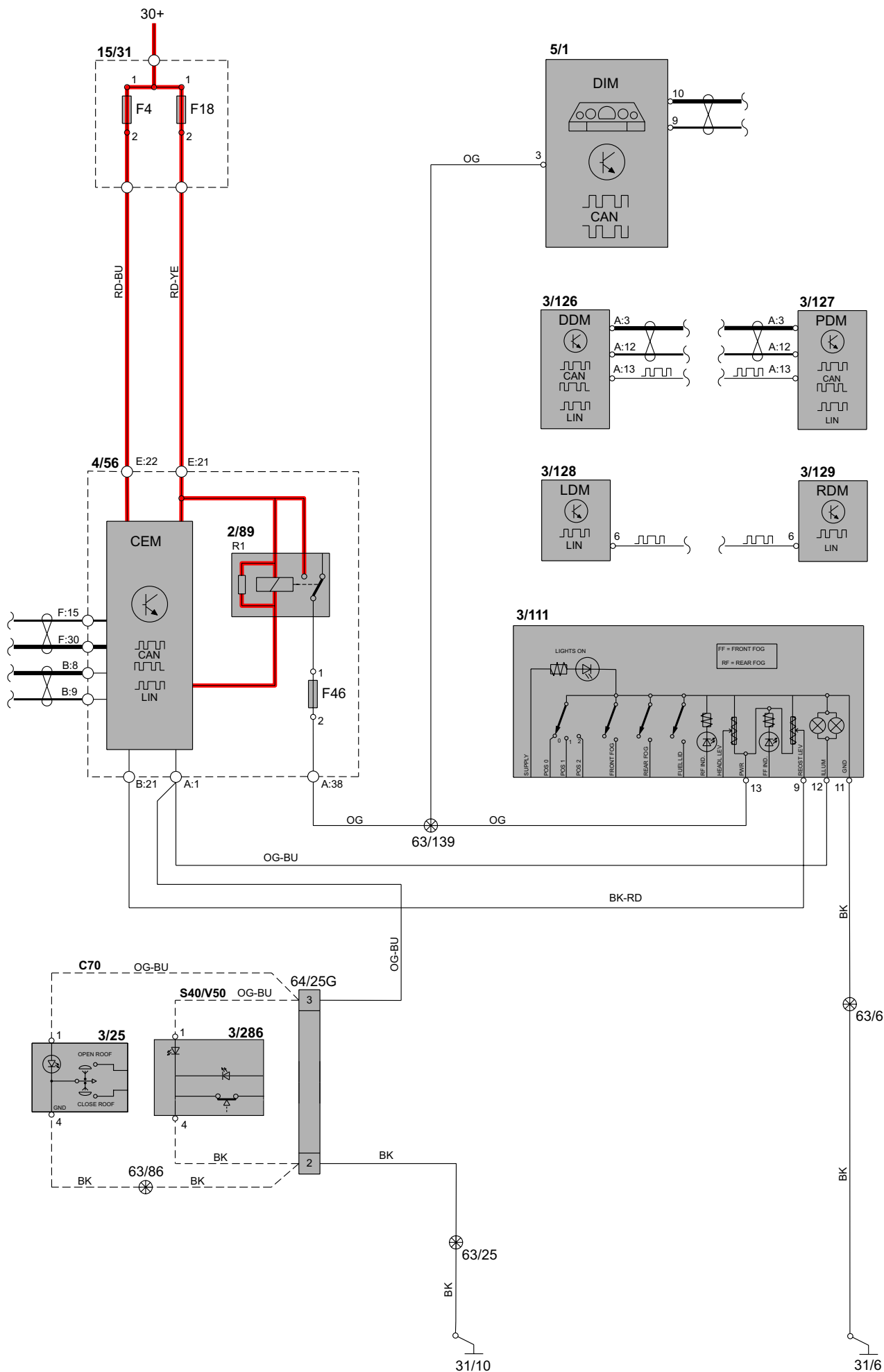


## Interior lighting C70 2:2



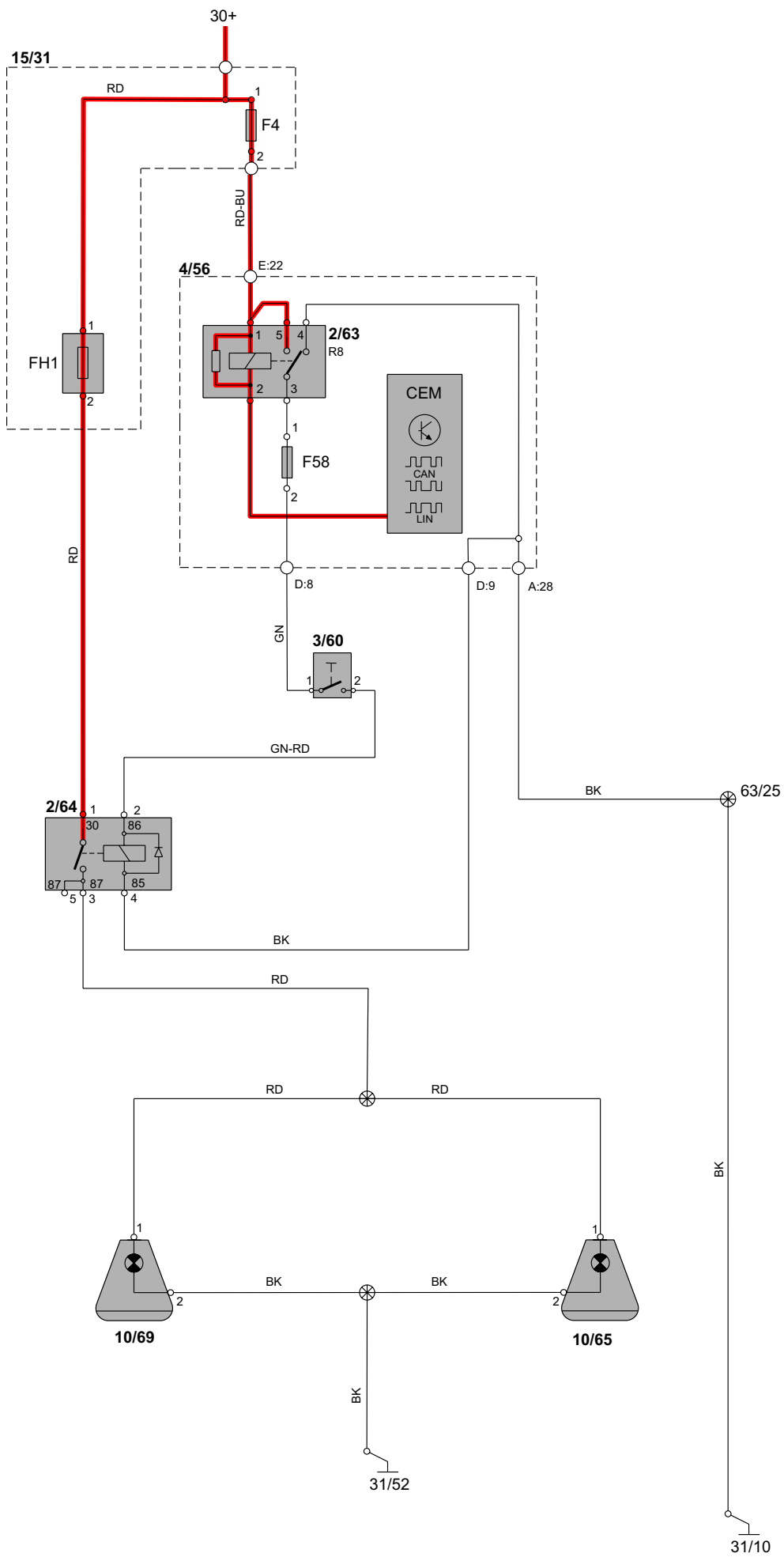
# Group 35 Lighting

## Instrument and control illumination



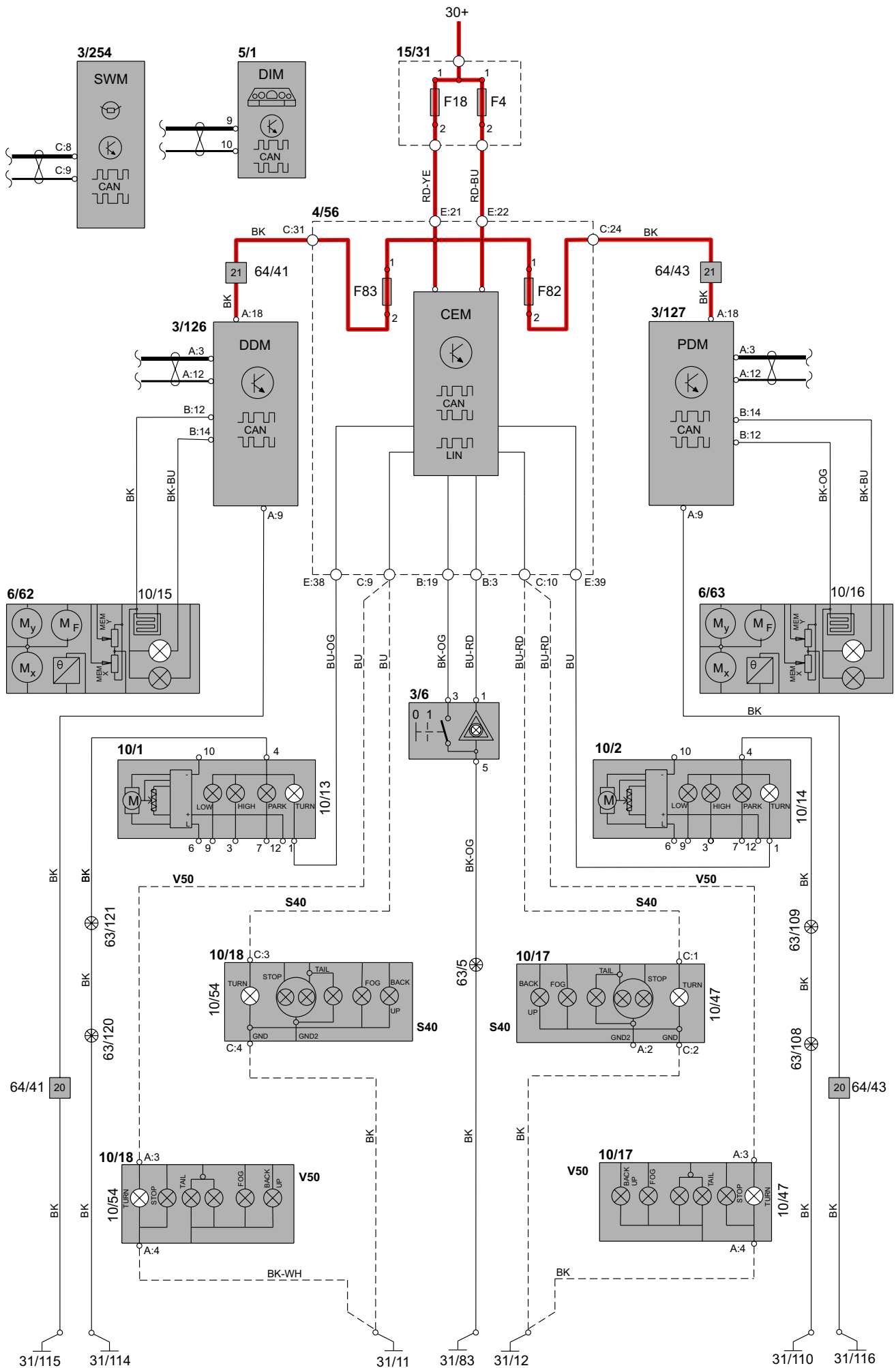
## Group 35 Lighting, Accessories

### Auxiliary lights



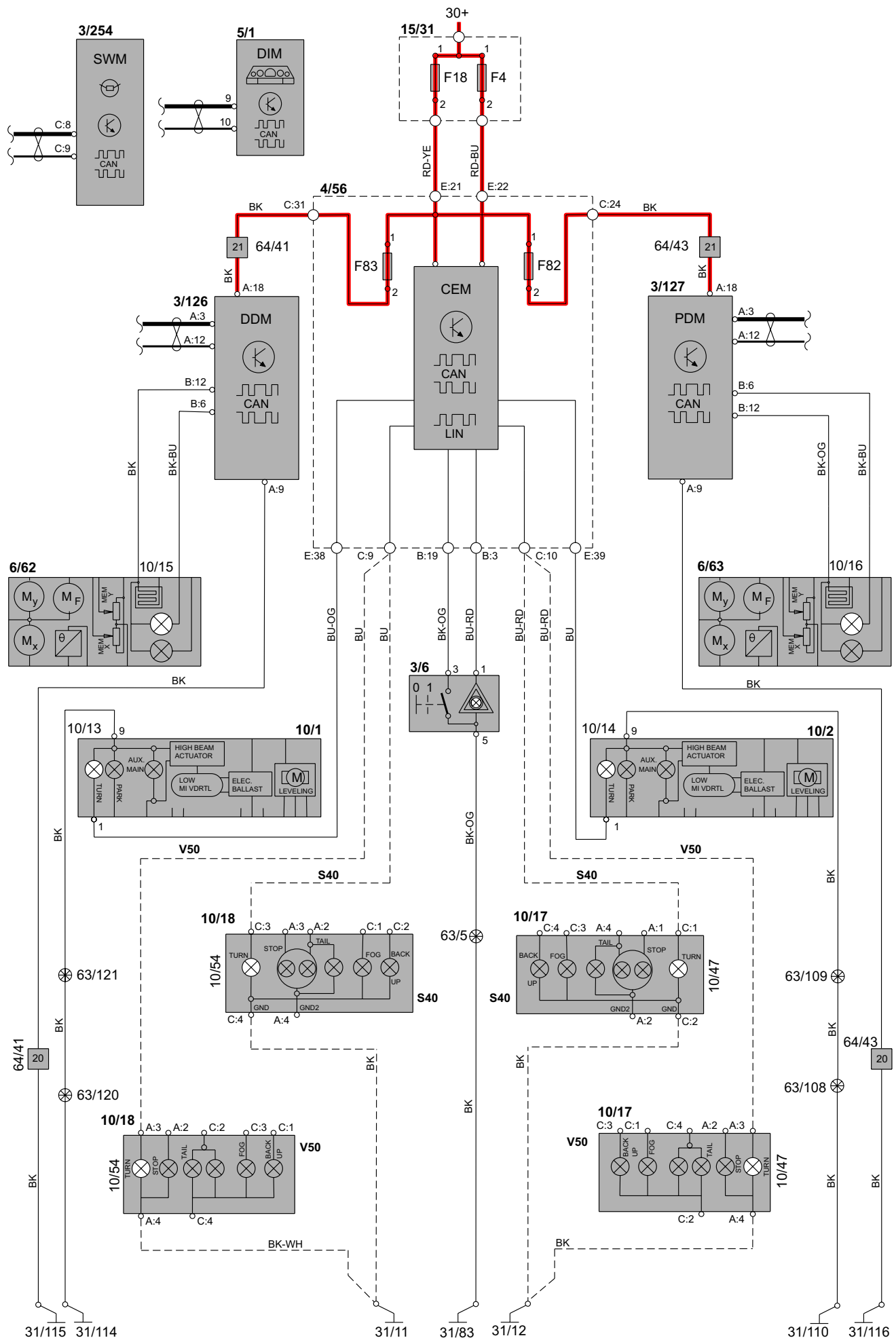
# Group 36 Additional electrical equipment

## Direction indicators and hazard warning flashers S40/V50

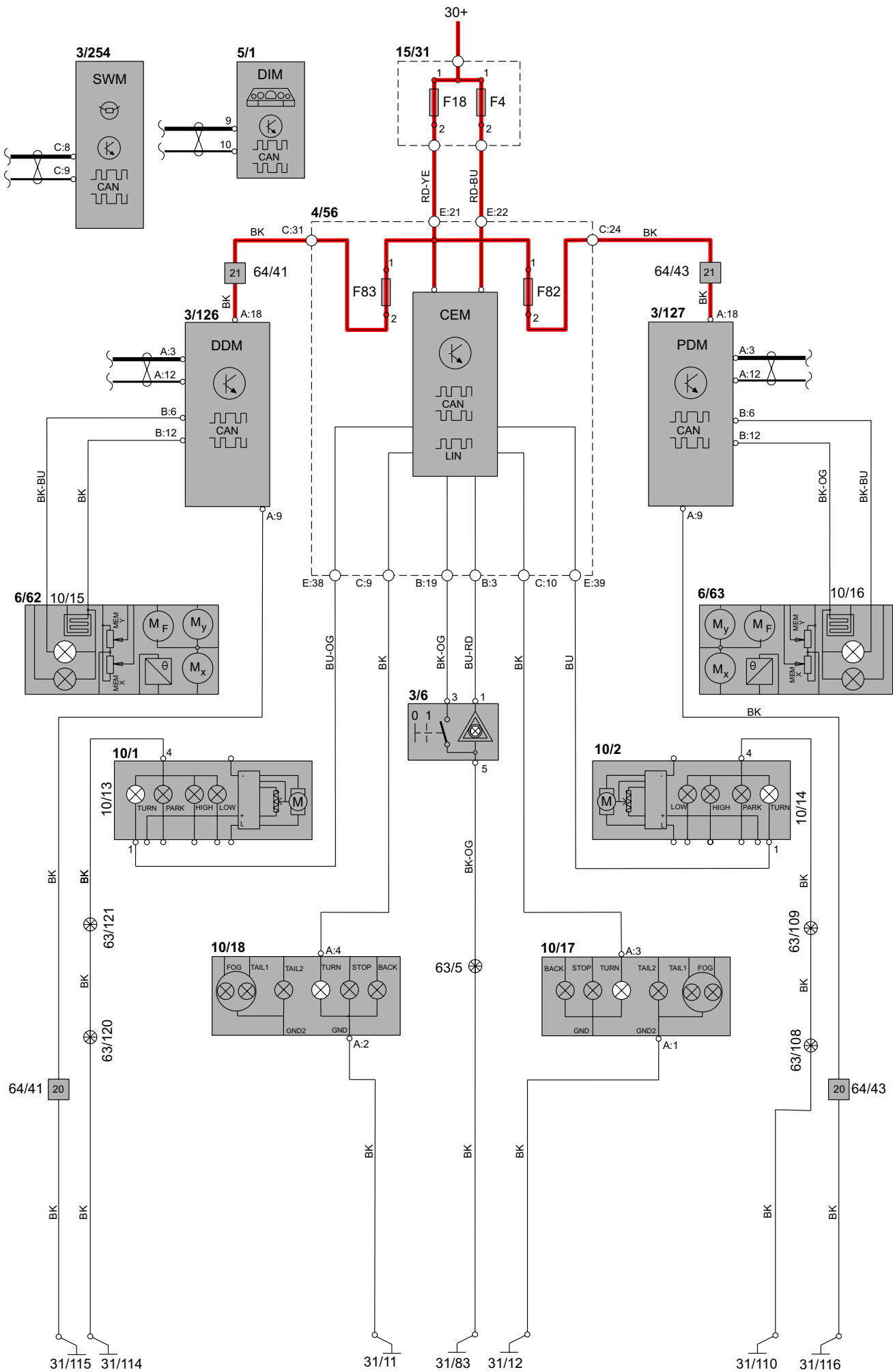


## Group 36 Additional electrical equipment

### Direction indicators and hazard warning flashers (Bi-Xenon) S40/V50



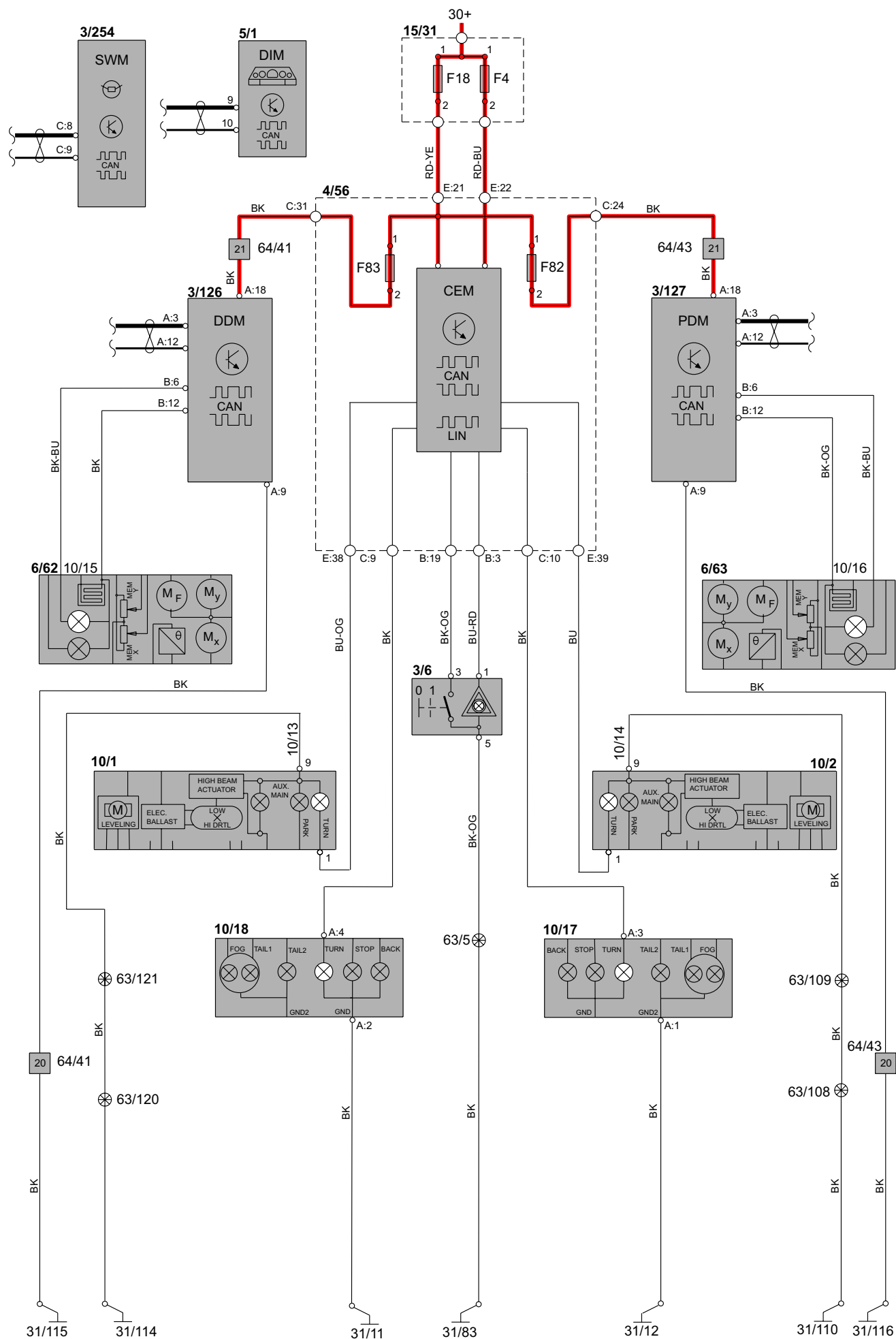
**Group 36 Additional electrical equipment**  
**Direction indicators and hazard warning flashers C70**





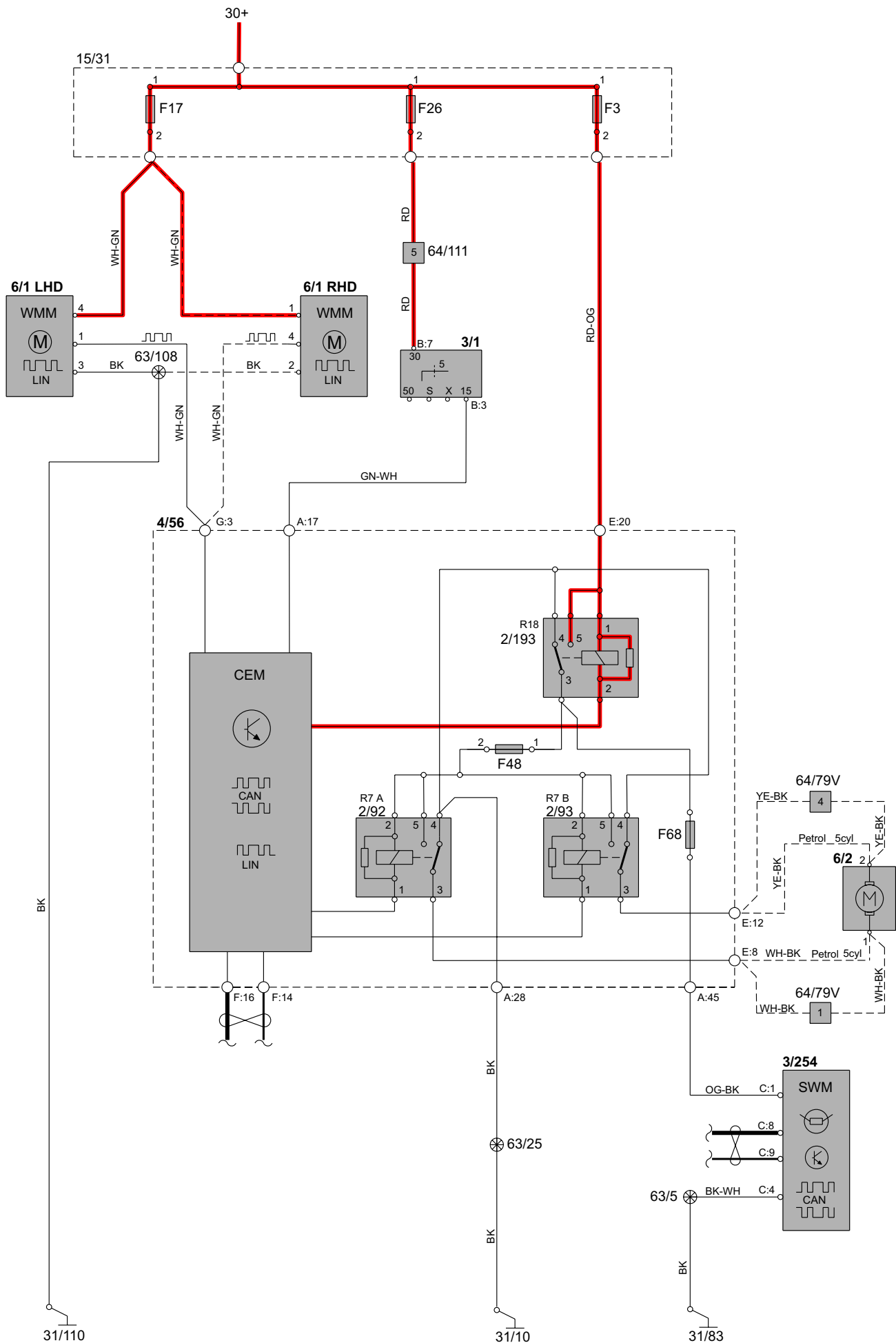
# Group 36 Additional electrical equipment

## Direction indicators and hazard warning flashers (Bi-Xenon) C70



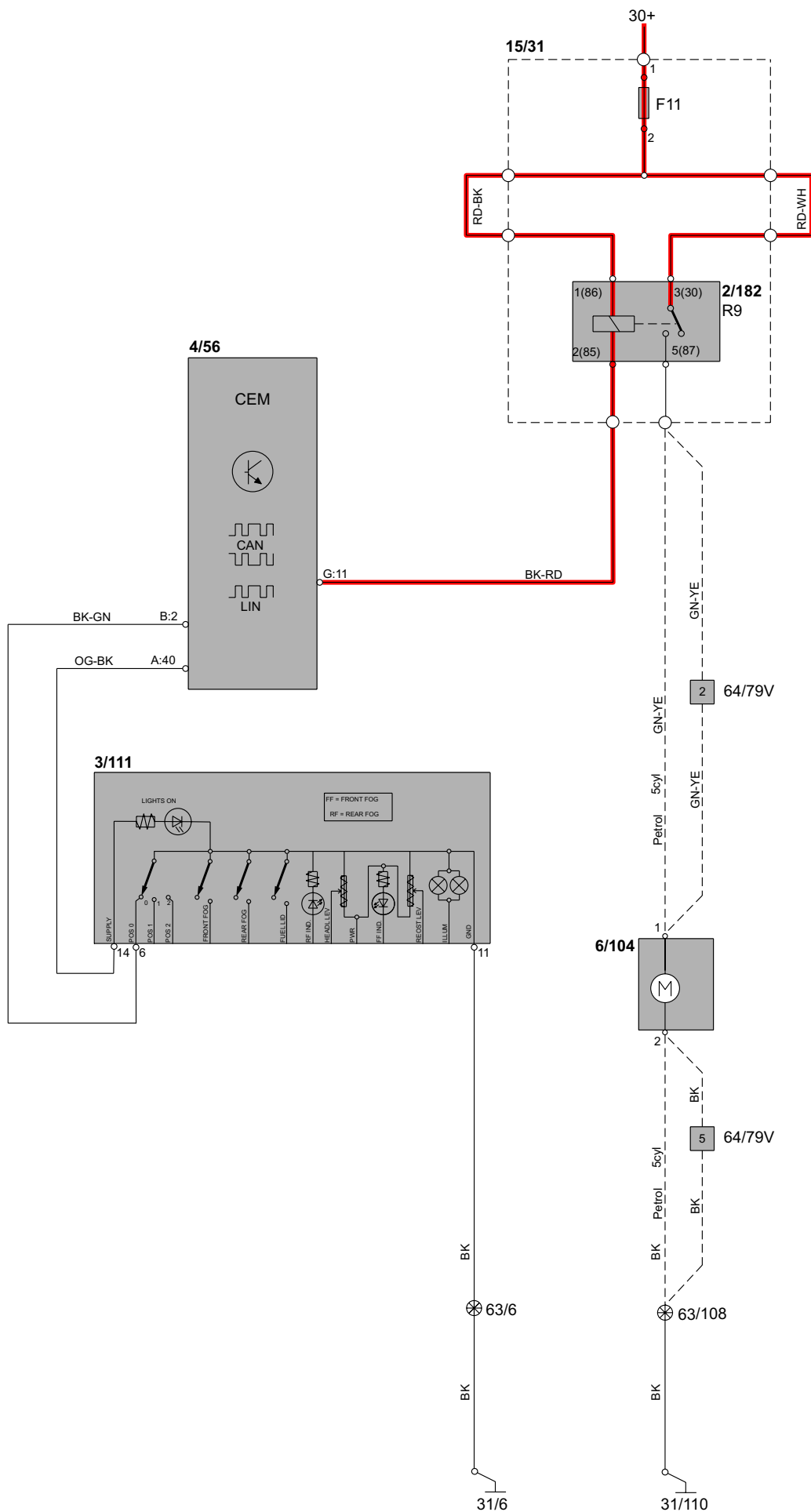
# Group 36 Additional electrical equipment

## Windshield wiper/washer



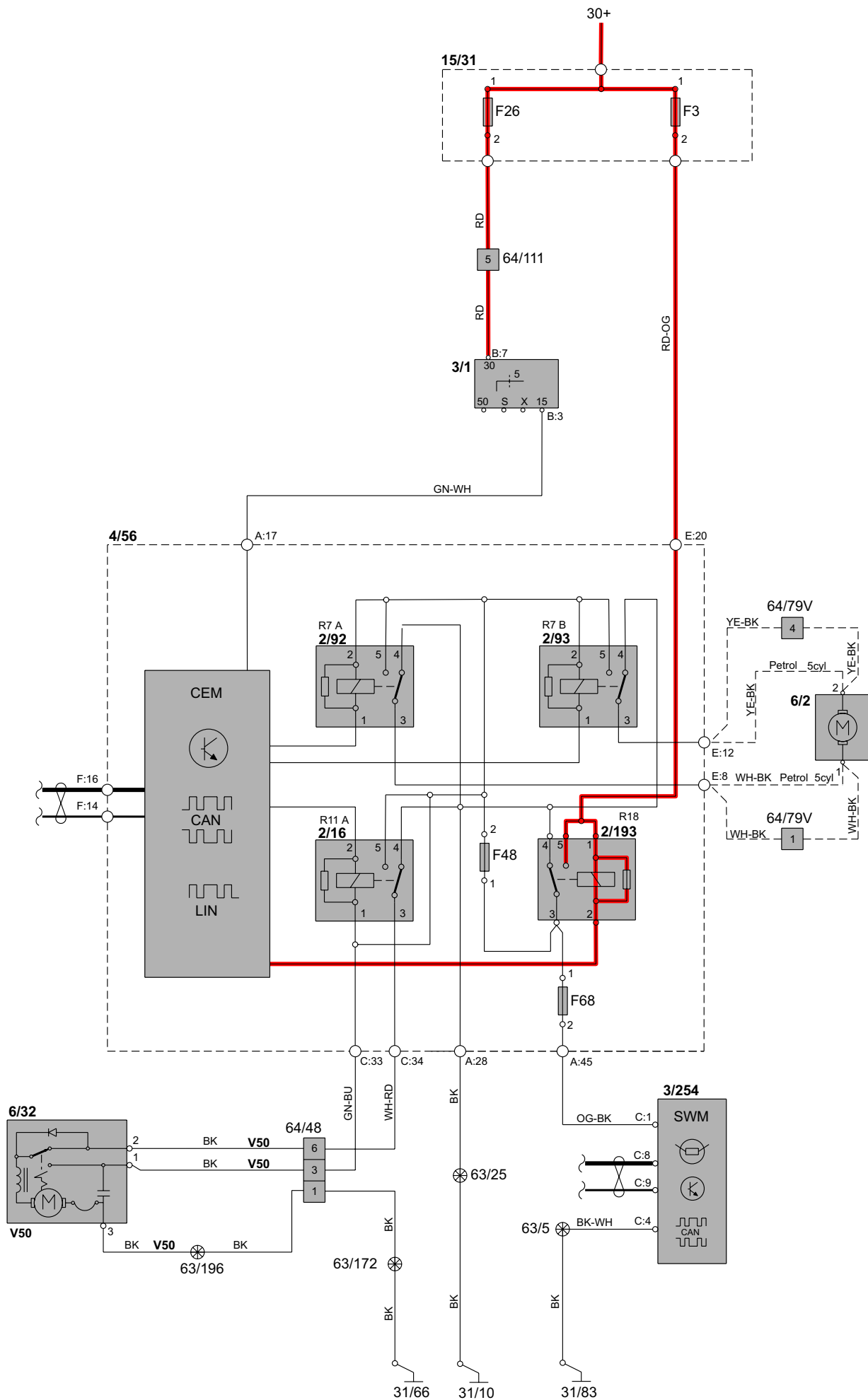
# Group 36 Additional electrical equipment

## Headlight washer



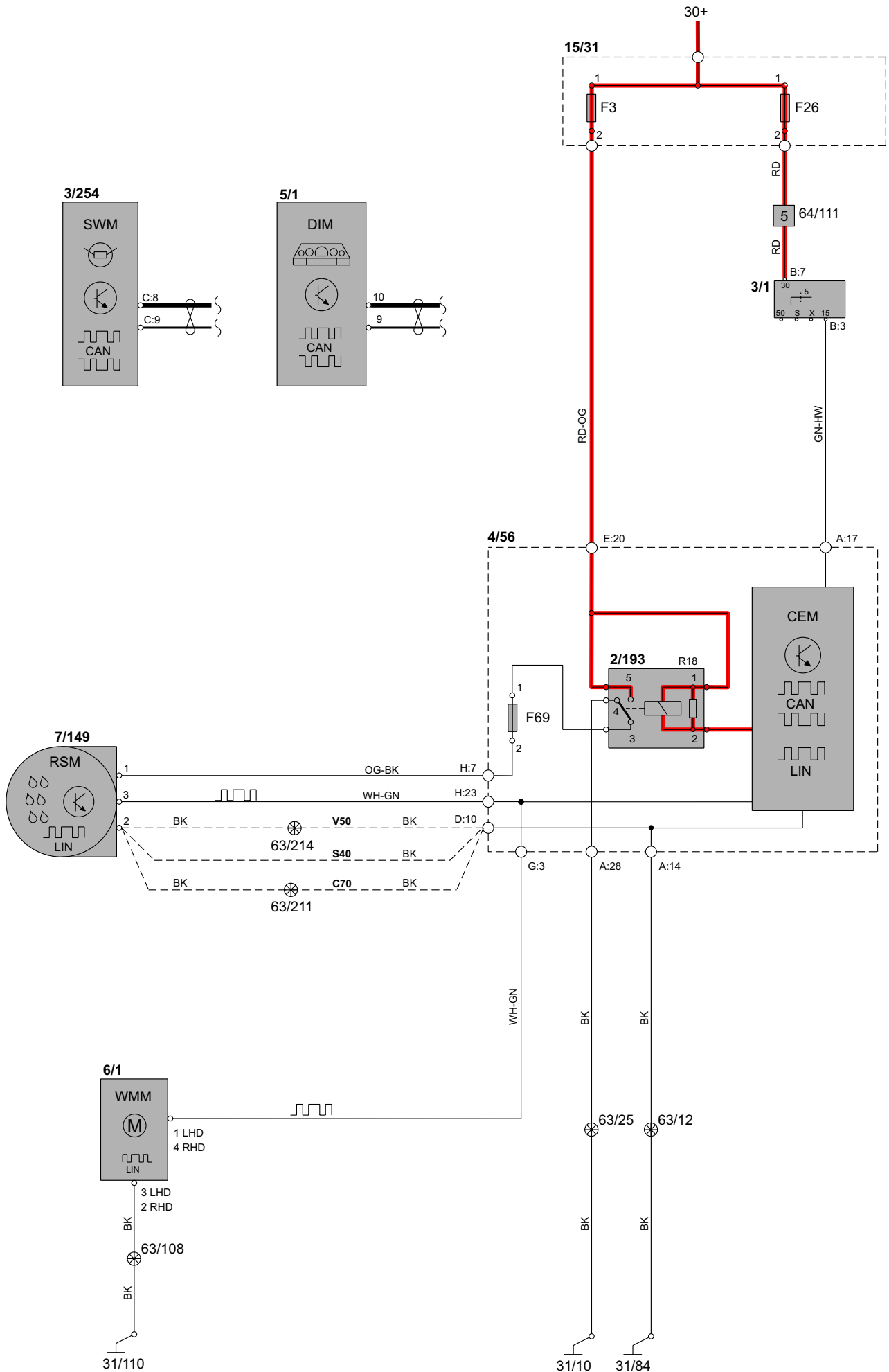
# Group 36 Additional electrical equipment

## Rear window wiper/washer V50



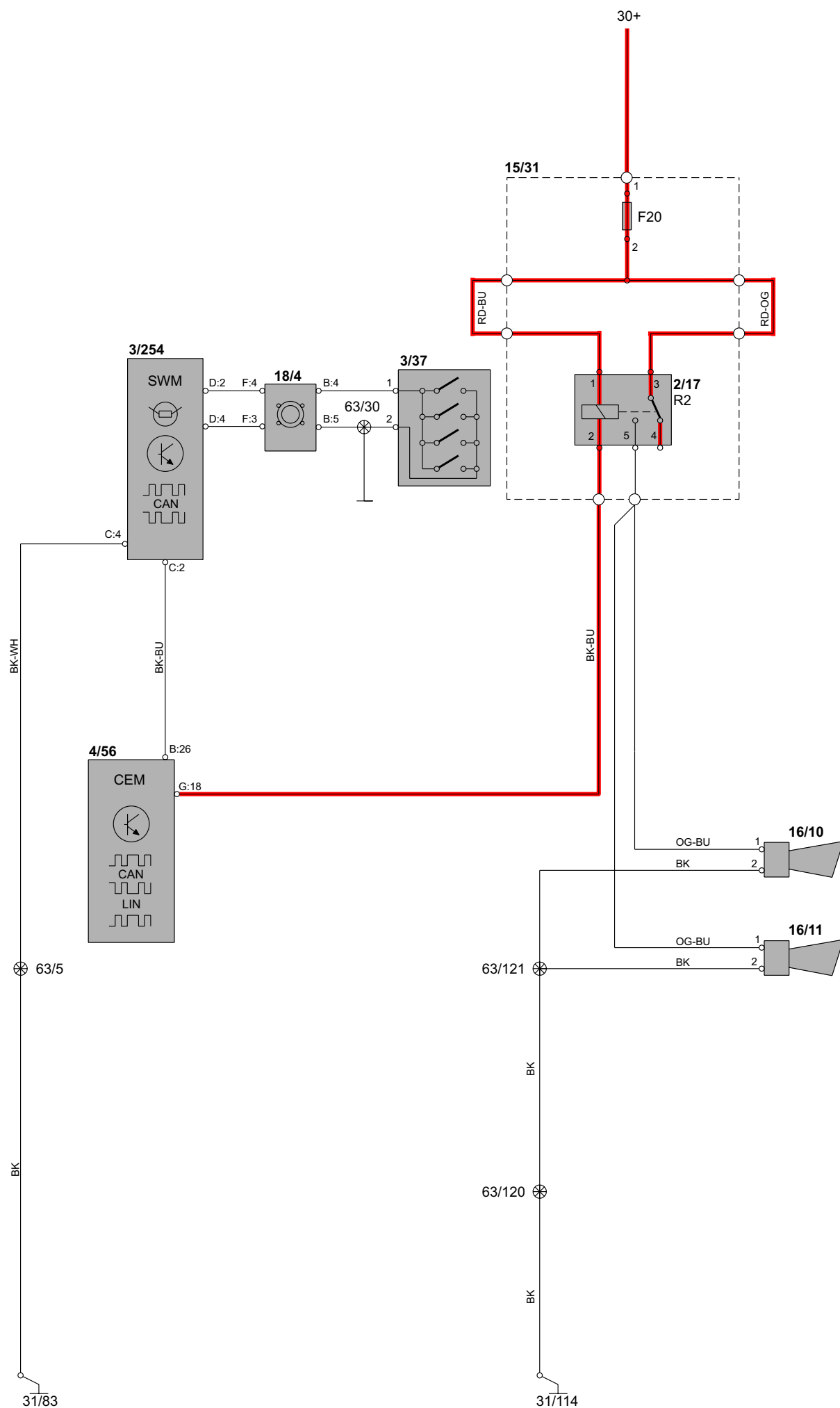
# Group 36 Additional electrical equipment

## Rain sensor

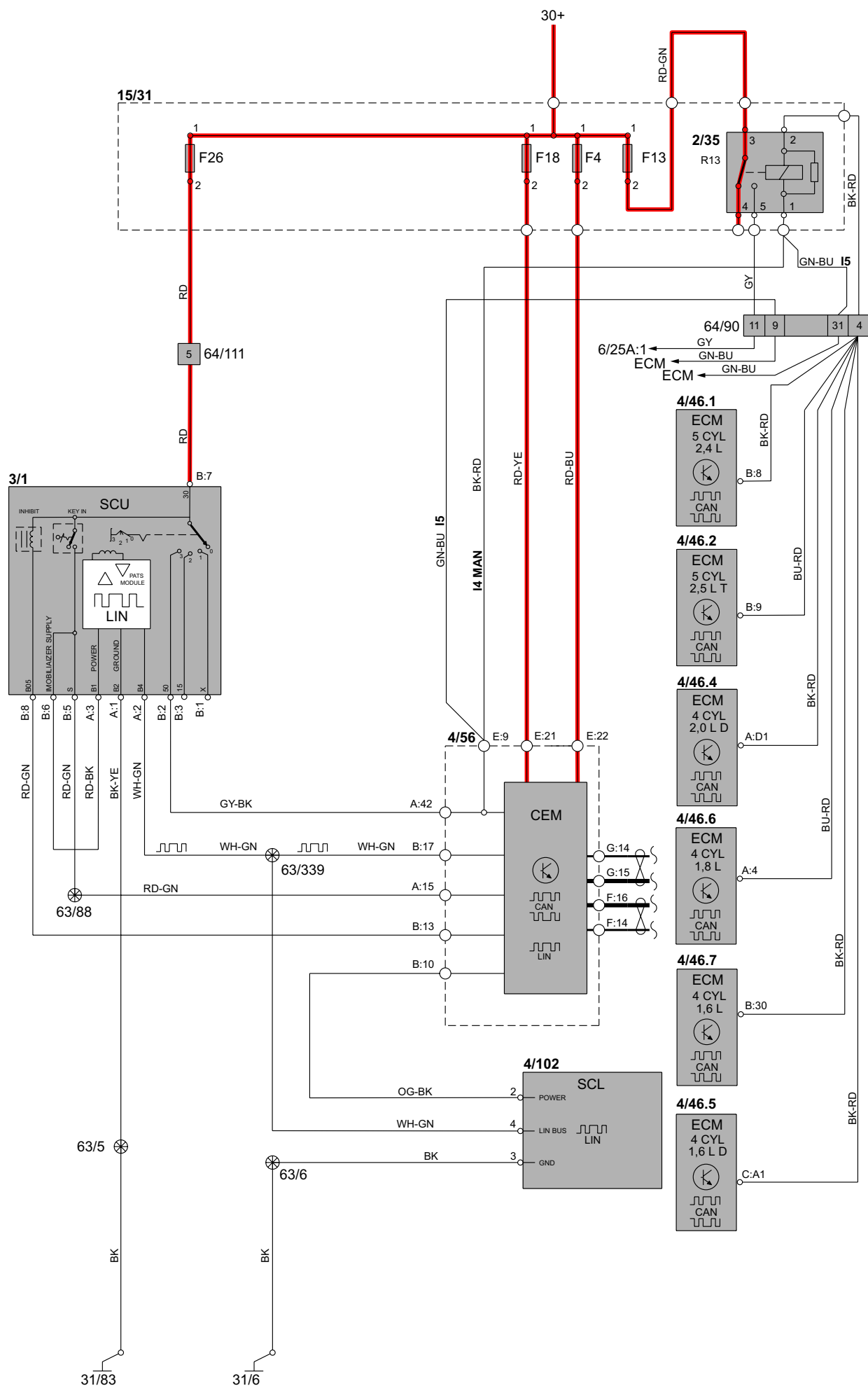


# Group 36 Additional electrical equipment

## Horn

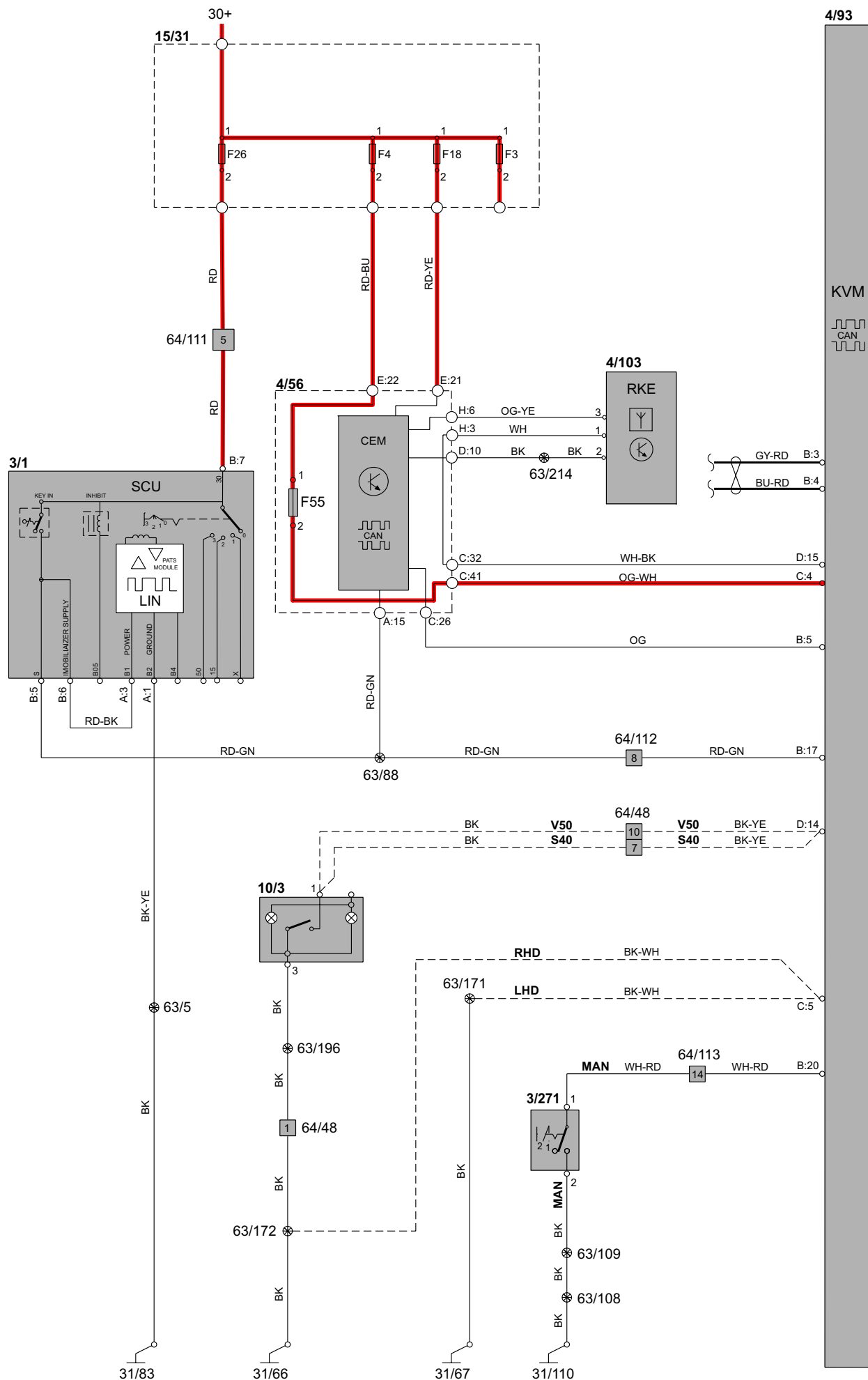


# **Group 36 Additional electrical equipment** **Immobilizer/Steering column lock module (SCL)**



# Group 36 Additional electrical equipment

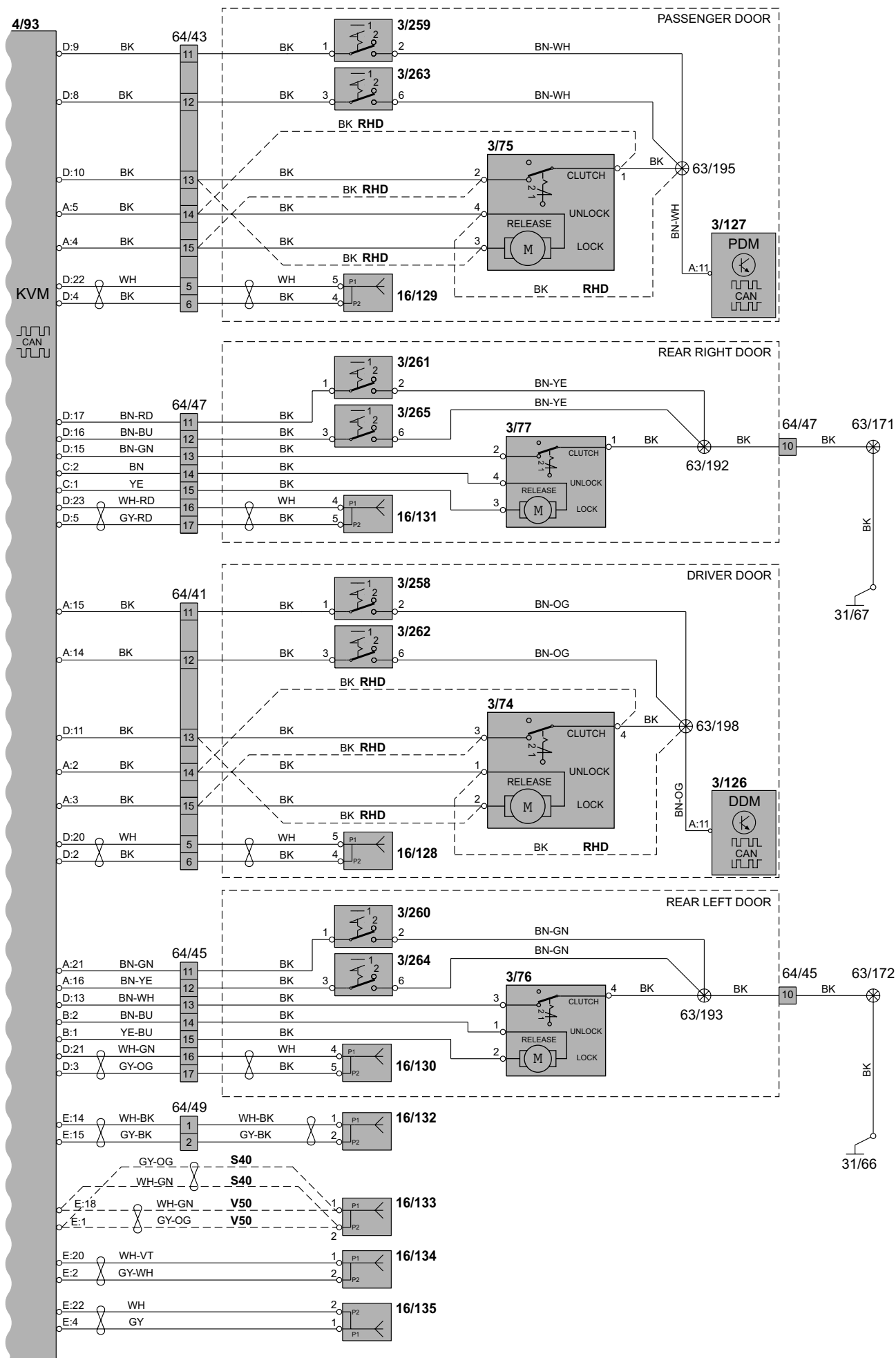
## Keyless vehicle S40/V50 1:2





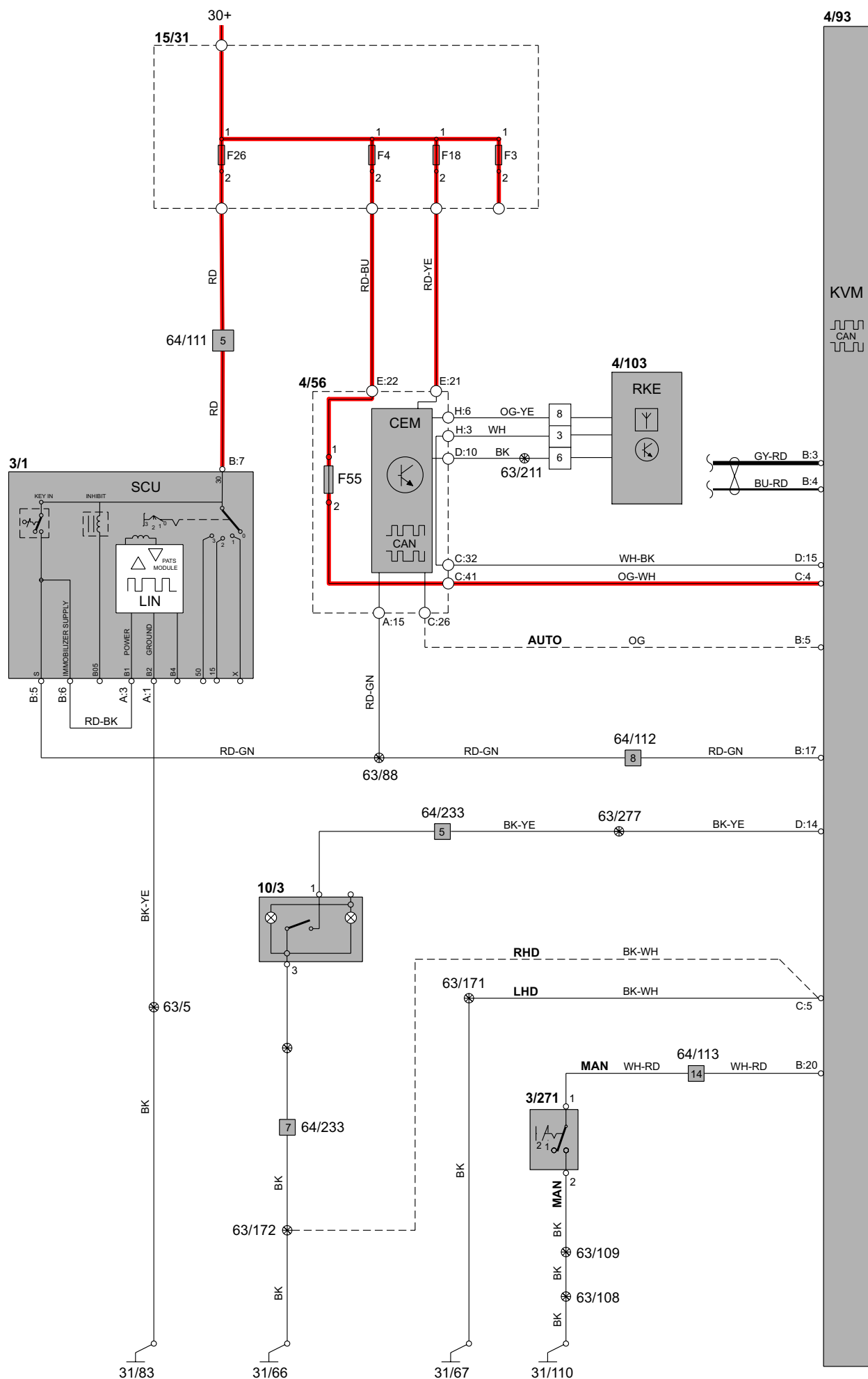
# Group 36 Additional electrical equipment

## Keyless vehicle S40/V50 2:2



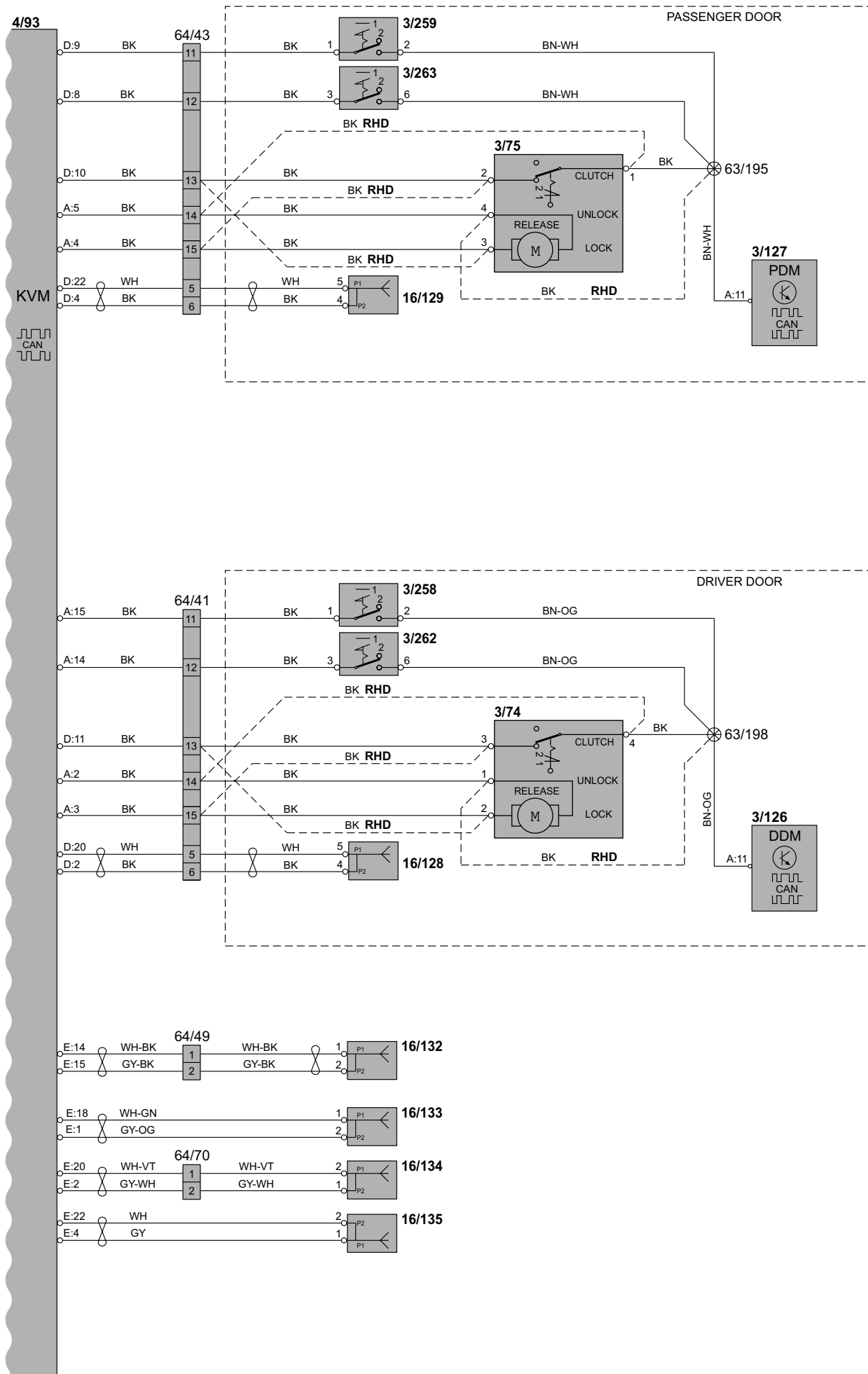
# Group 36 Additional electrical equipment

## Keyless vehicle C70 1:2

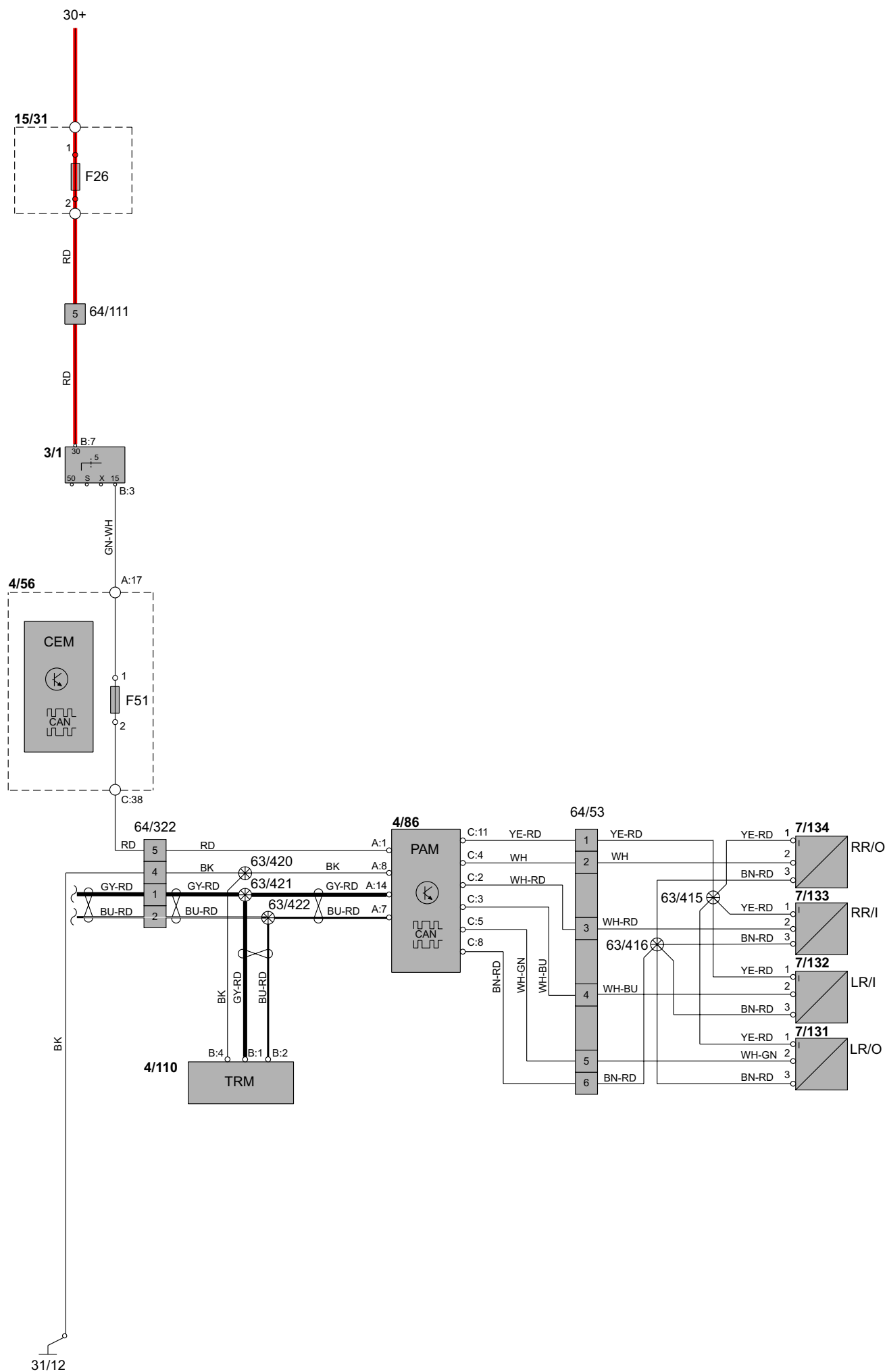


# Group 36 Additional electrical equipment

## Keyless vehicle C70 2:2

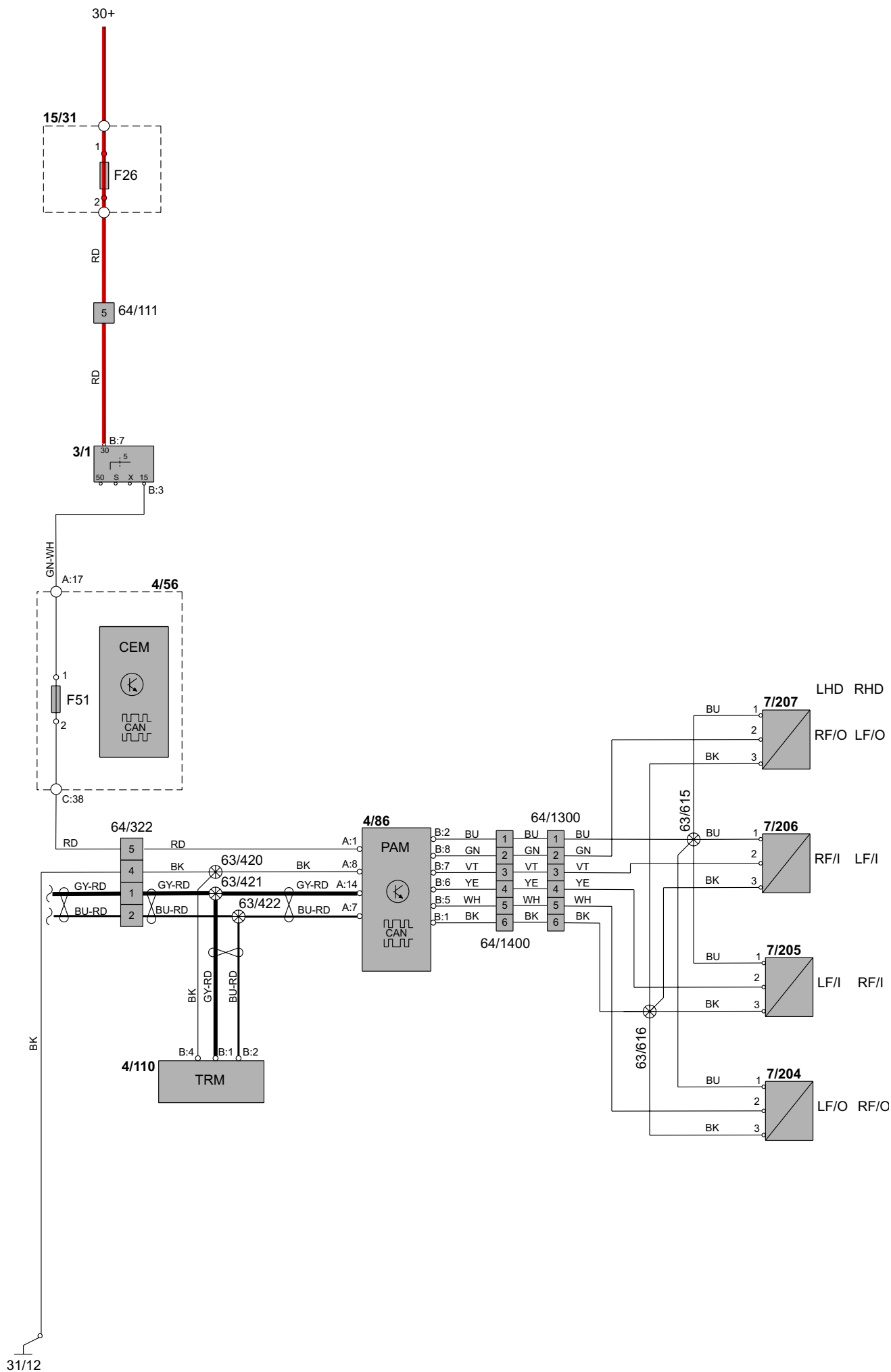


# Group 36 Additional electrical equipment Rear parking assistance



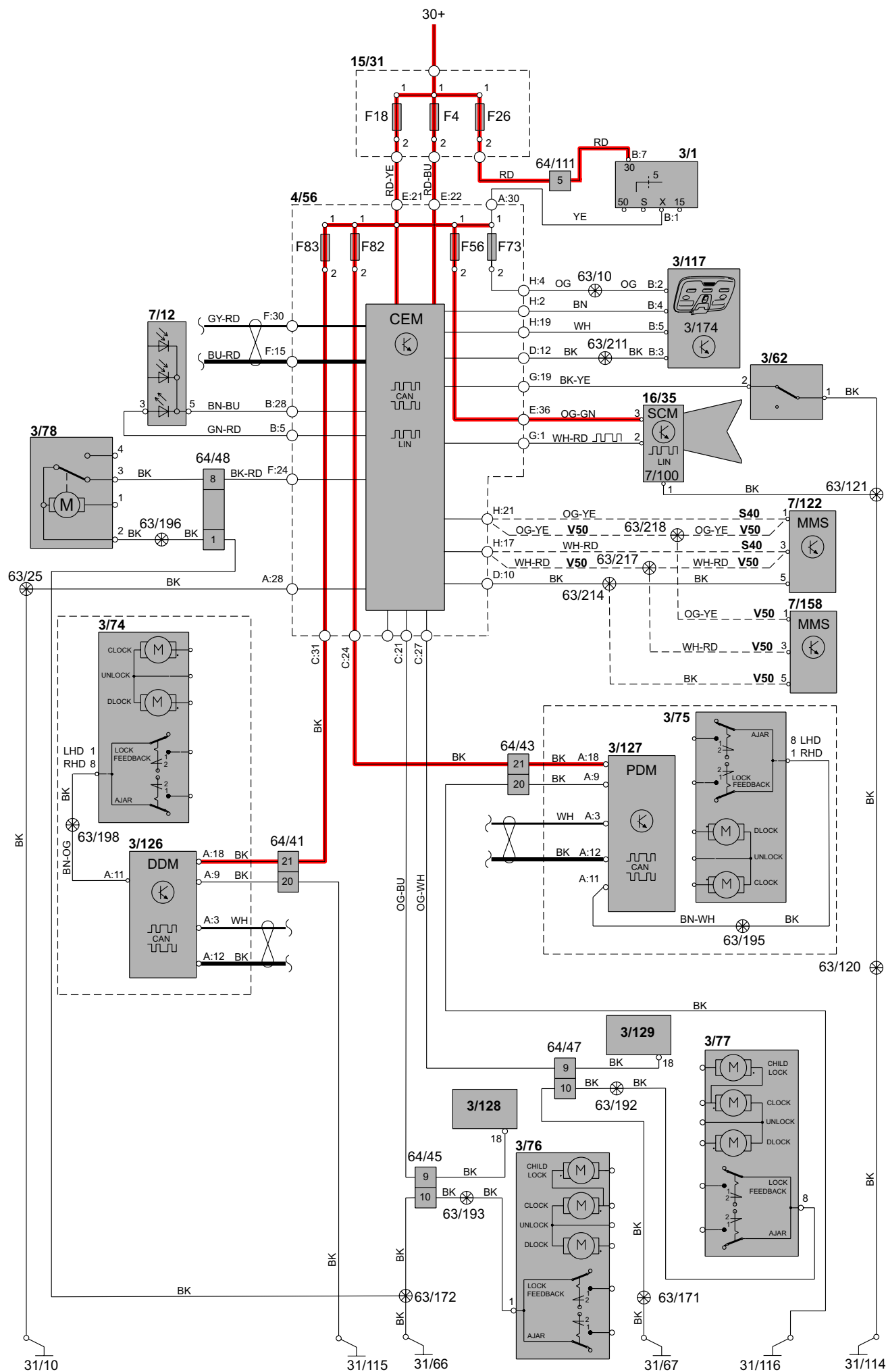
# Group 36 Additional electrical equipment

## Front parking assistance



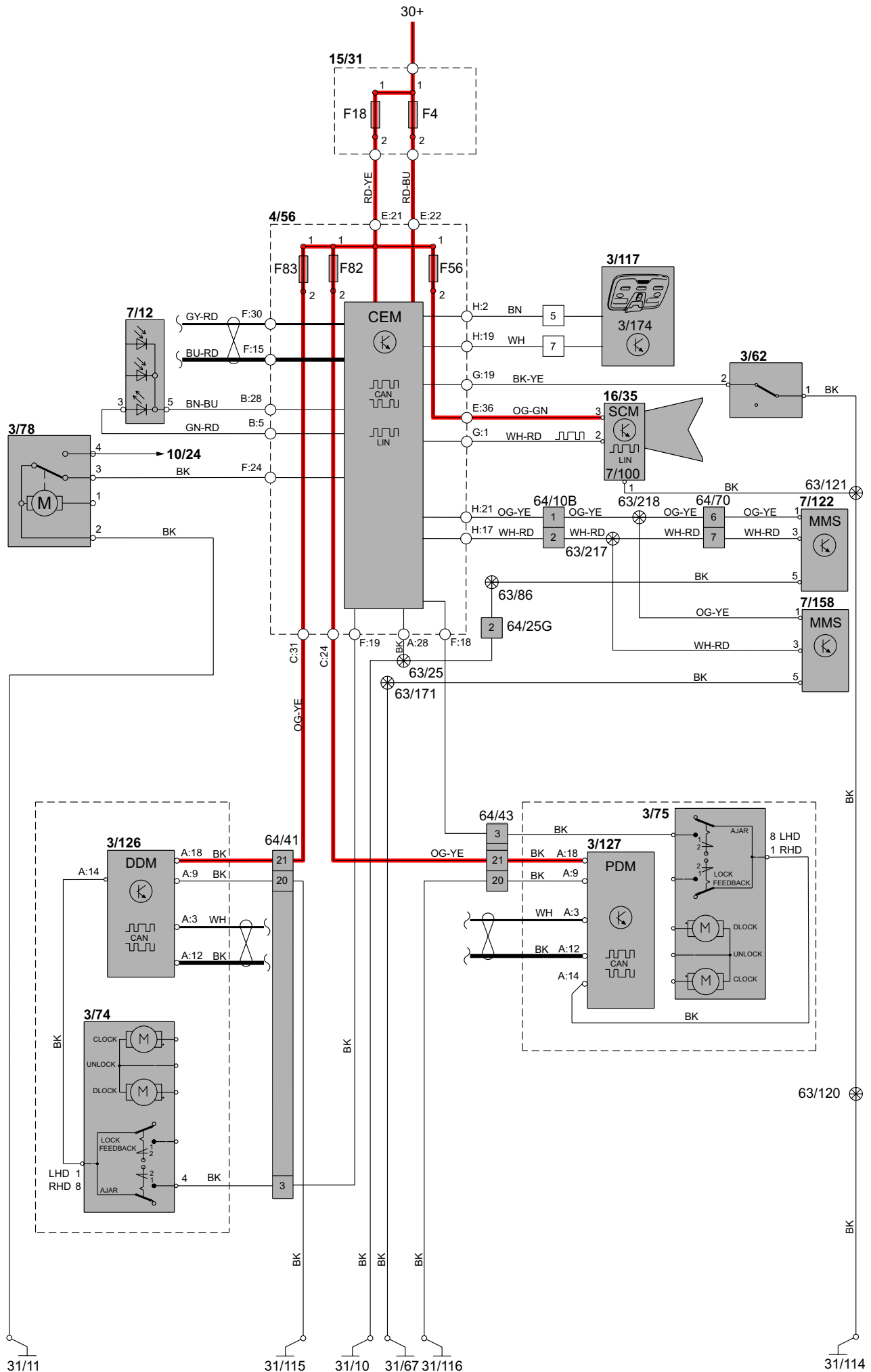
## Group 36 Additional electrical equipment

### Anti-theft alarm S40/V50



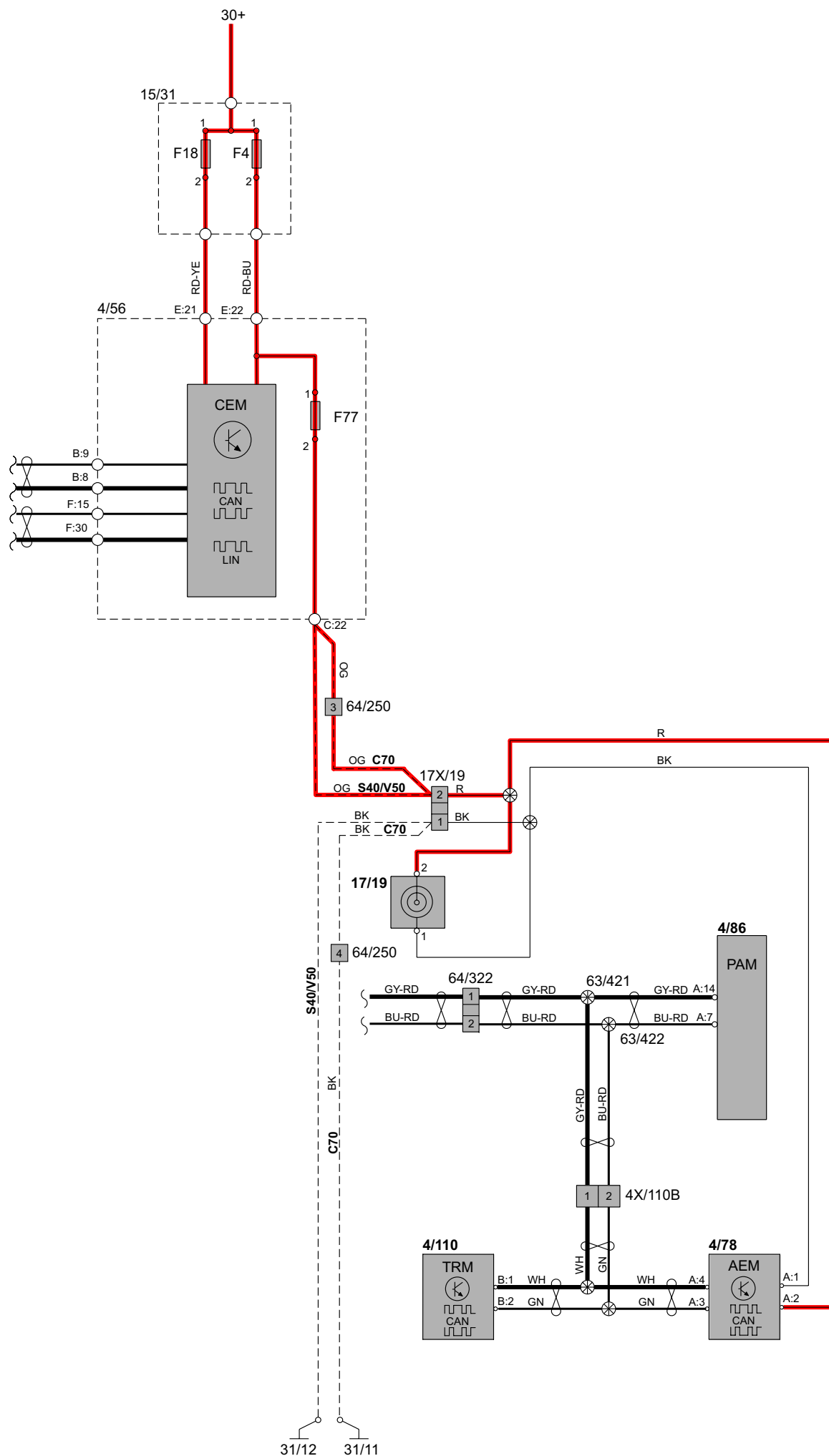
# Group 36 Additional electrical equipment

## Anti-theft alarm C70



# Group 36 Additional electrical equipment, Accessories

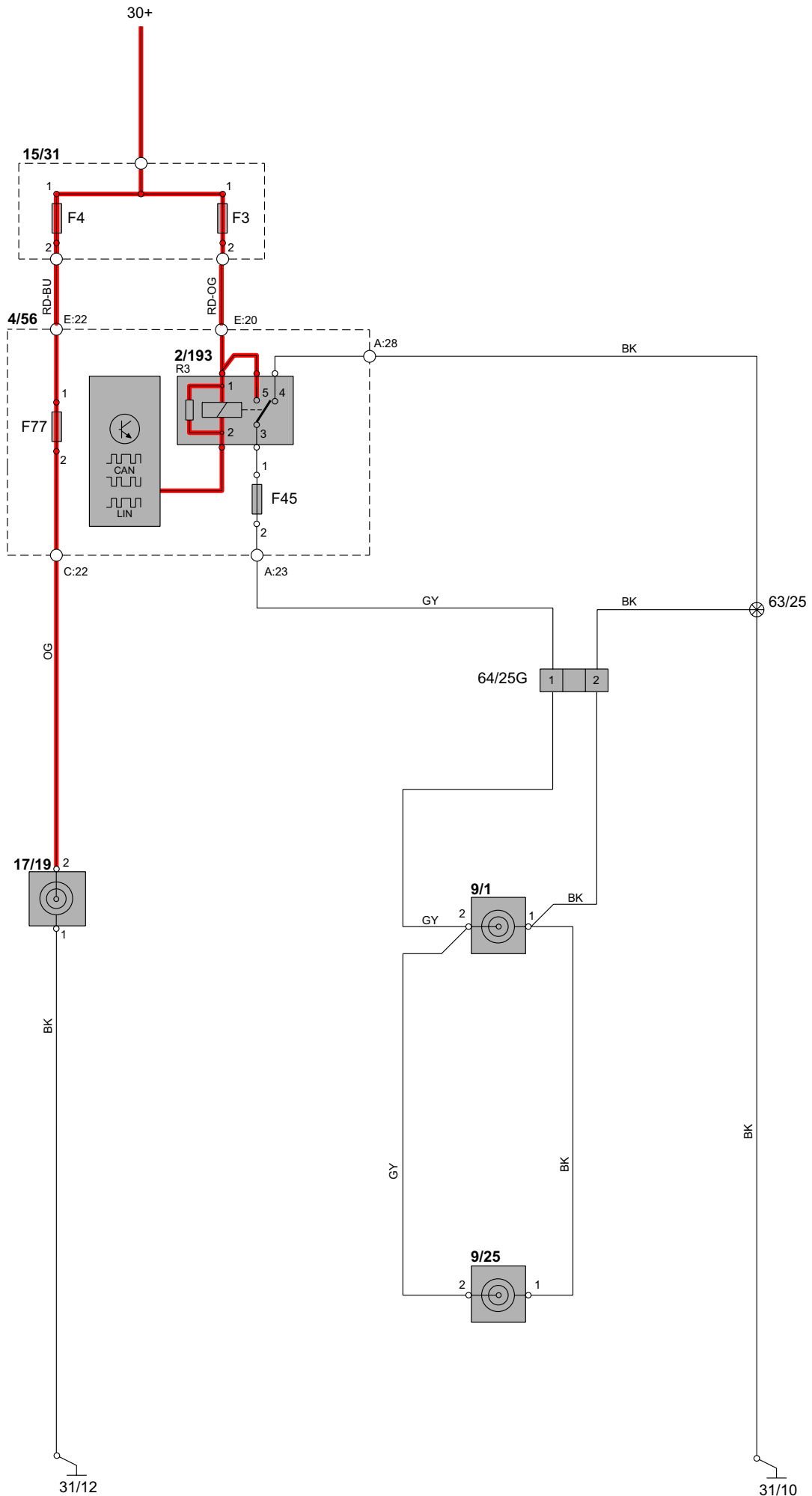
## Accessory Electronic Module (AEM)





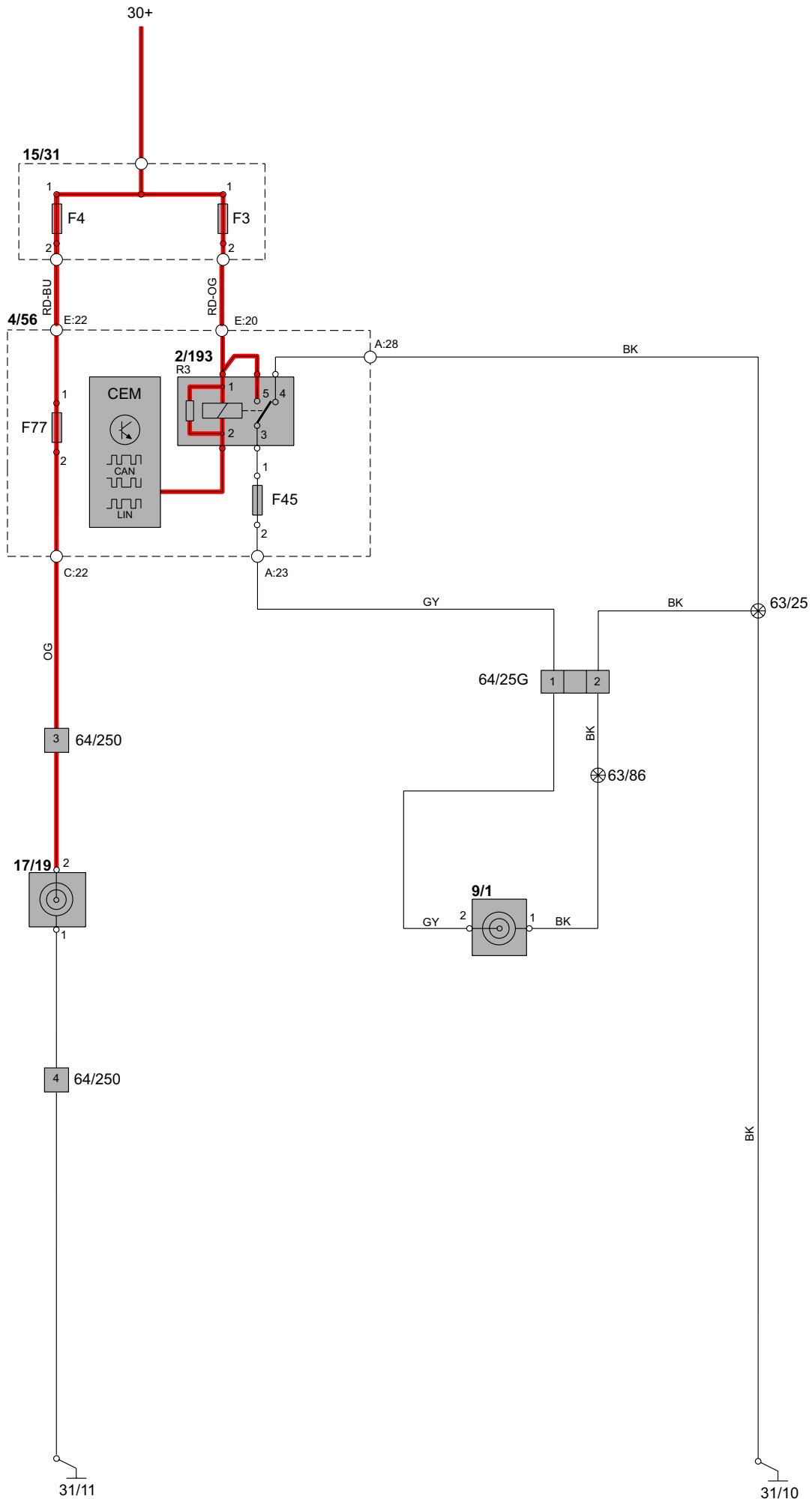
# Group 37 Wiring and fuses

## 12V outlet S40/V50



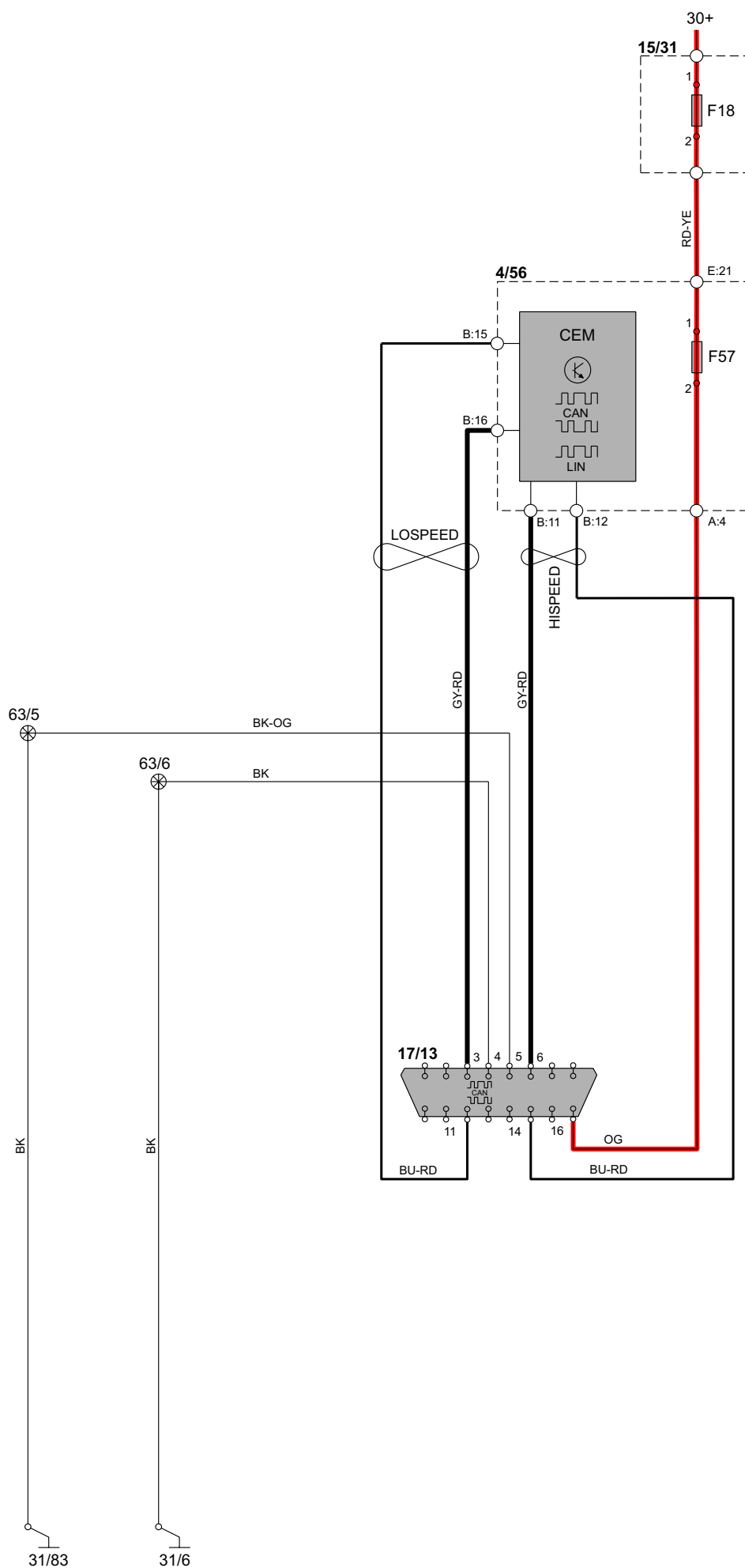
# Group 37 Wiring and fuses

## 12V outlet C70



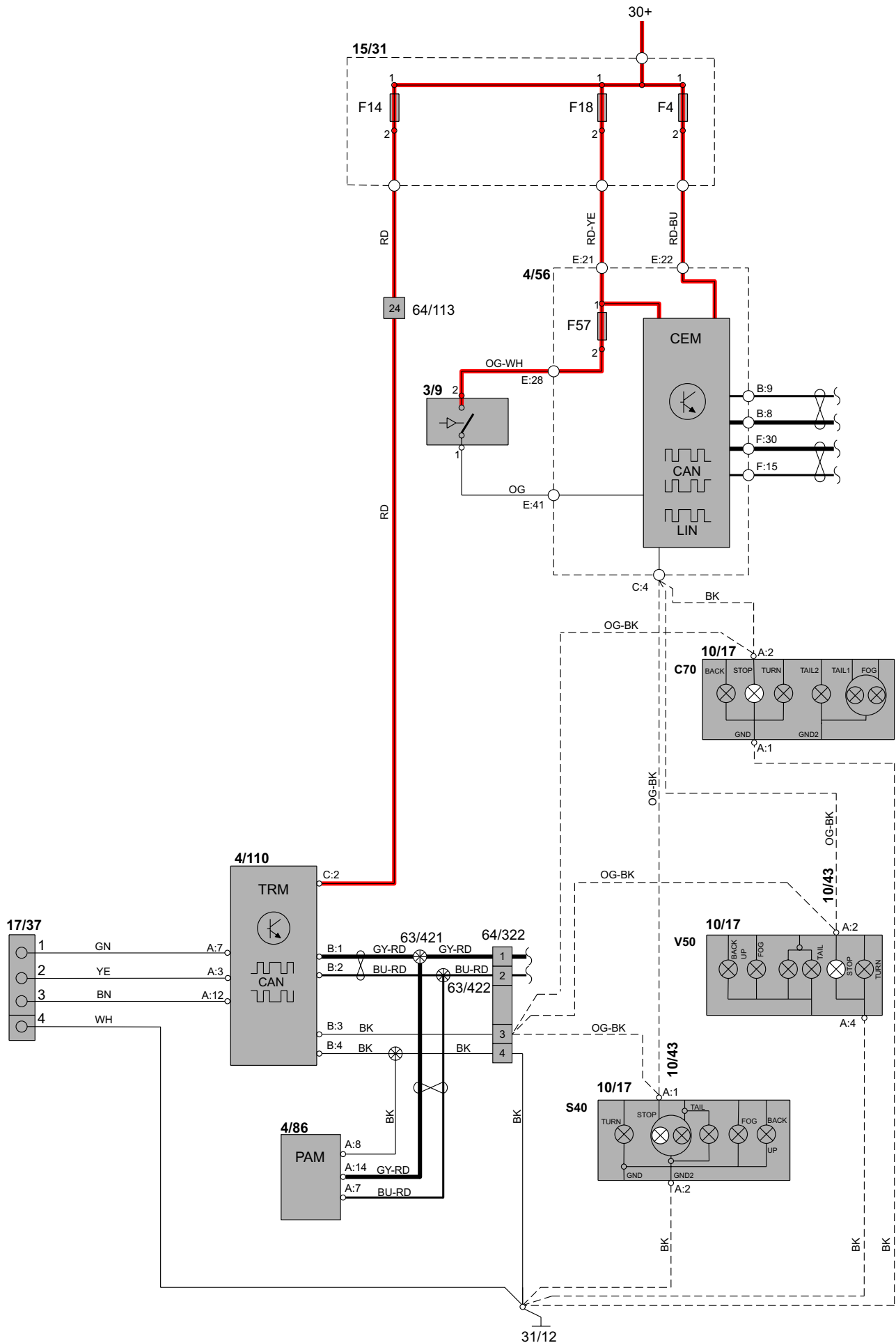
## Group 37 Wiring and fuses

### Diagnostics system



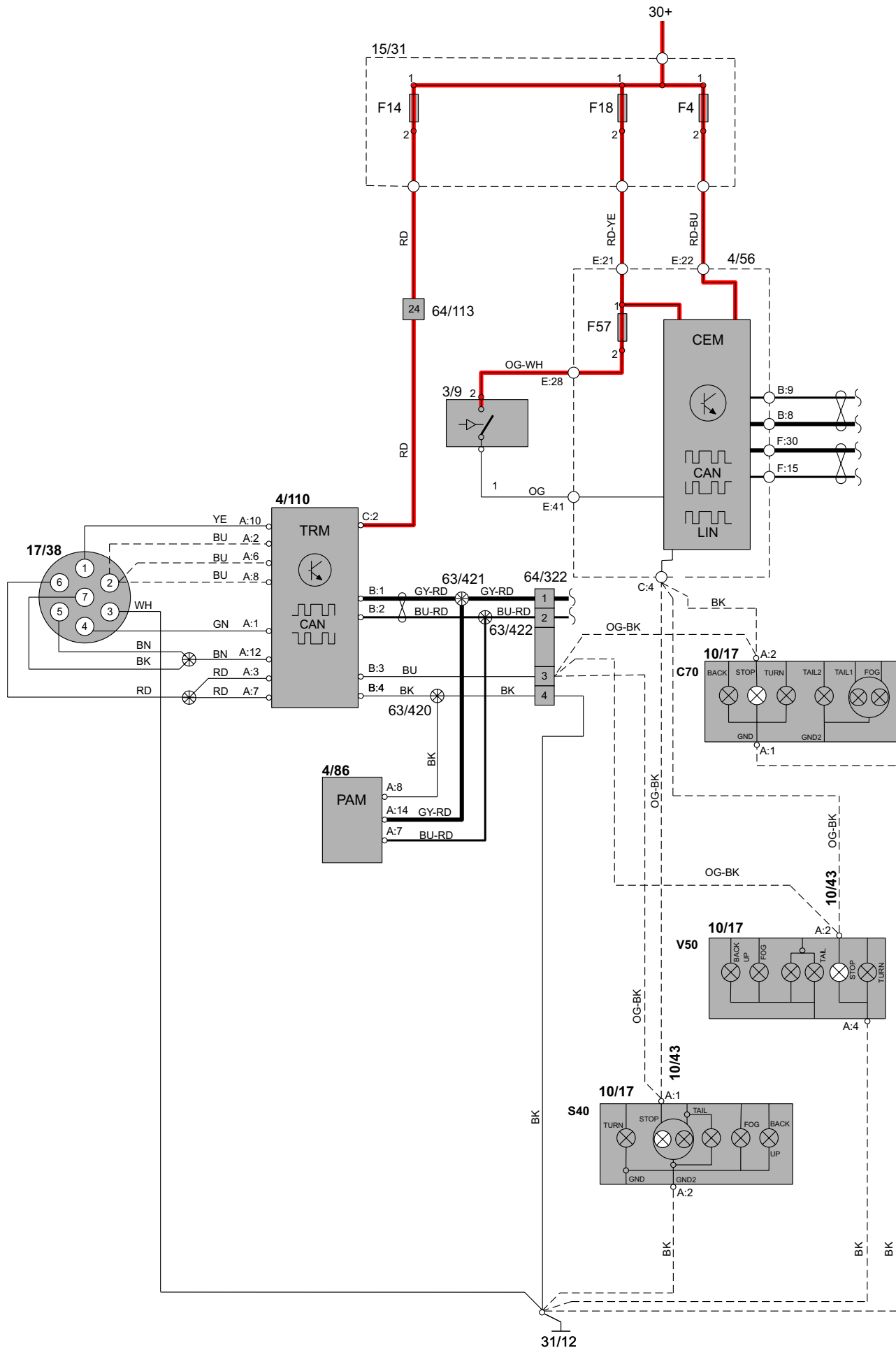
# Group 37 Wiring and fuses, Accessories

## Tow hitch cable harness, 4-pin



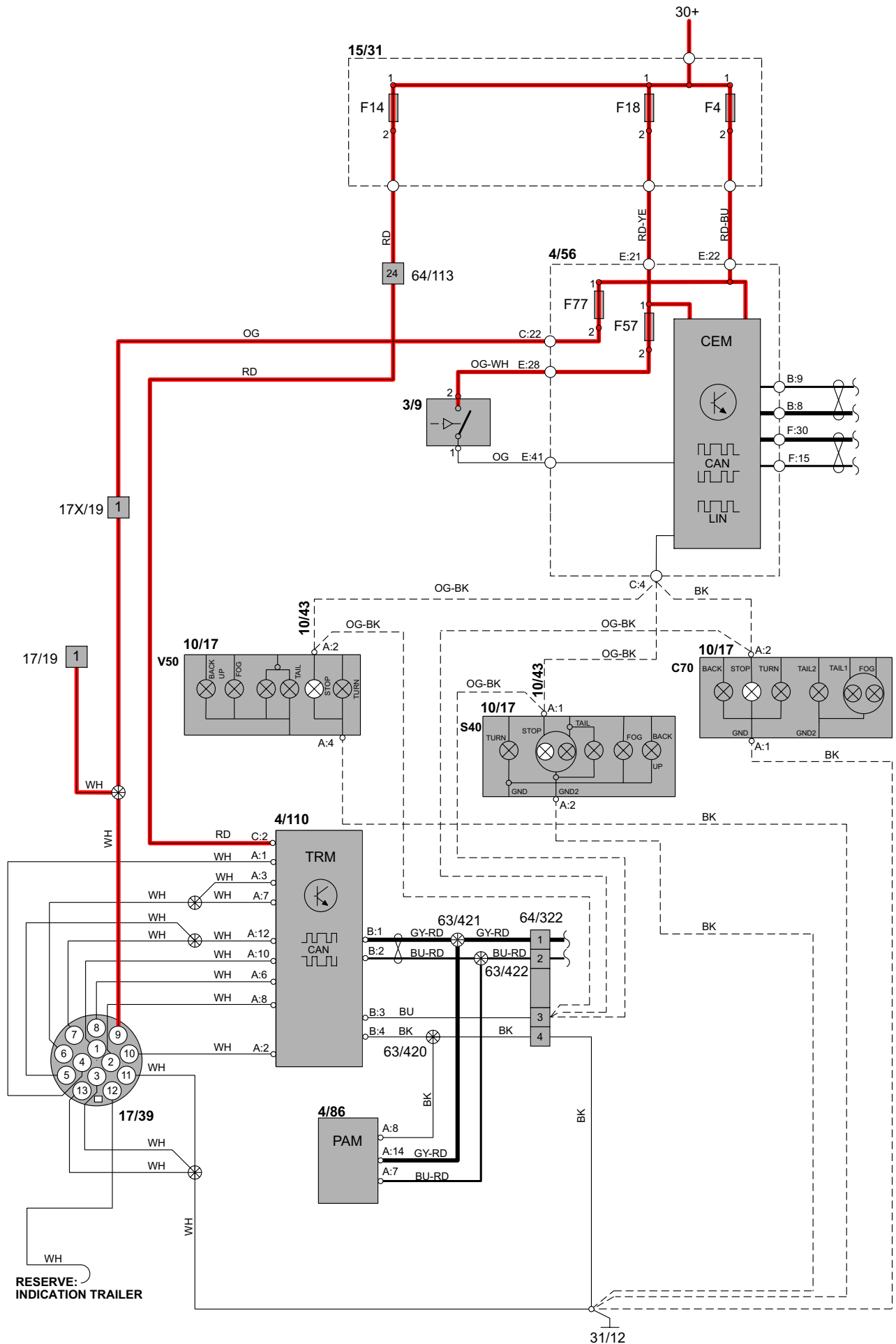
# Group 37 Wiring and fuses, Accessories

## Tow hitch cable harness, 7-pin



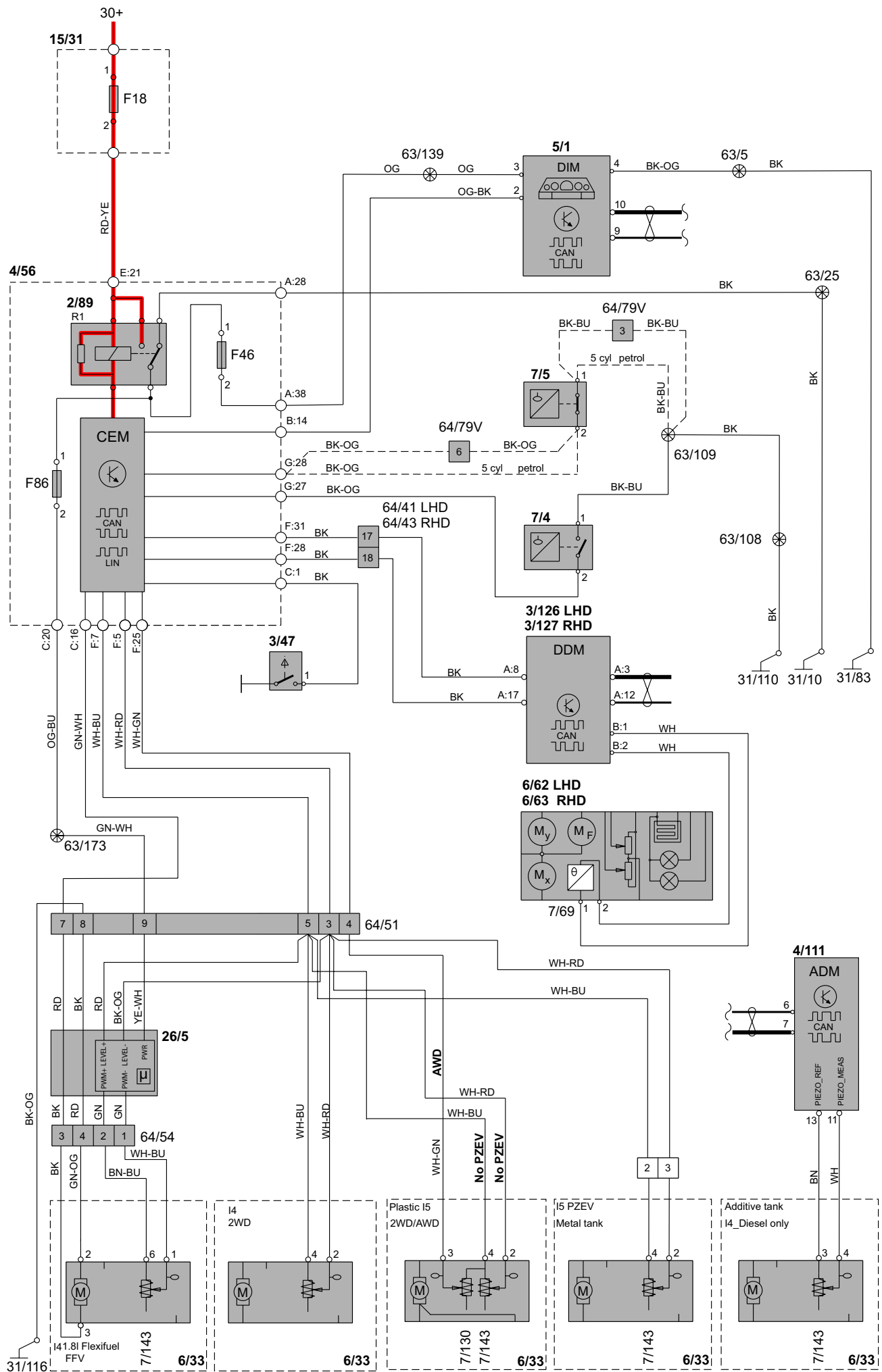
# Group 37 Wiring and fuses, Accessories

## Tow hitch cable harness, 13-pin



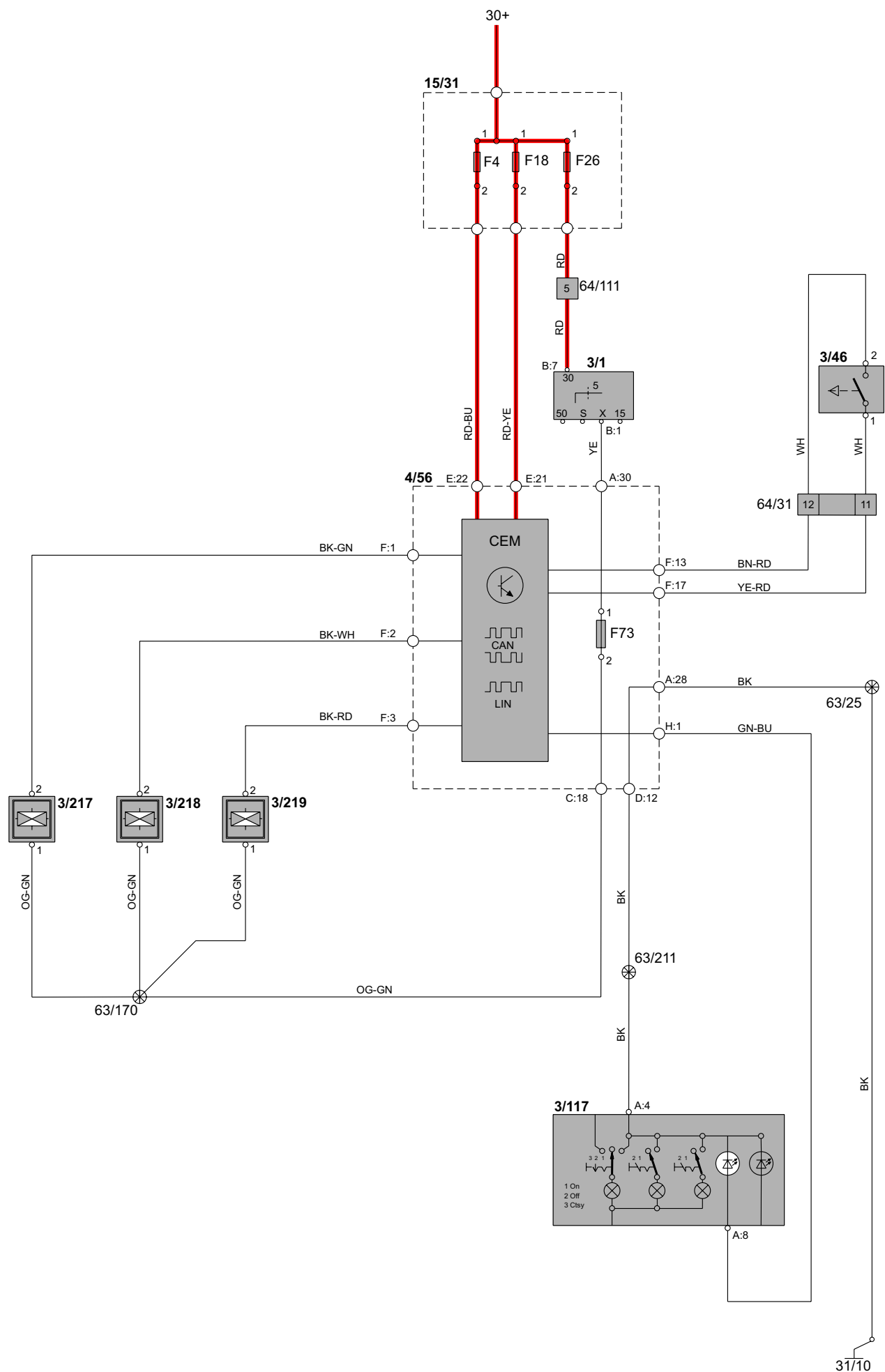
# Group 38 Instruments

## Driver information module



## Group 38 Instruments

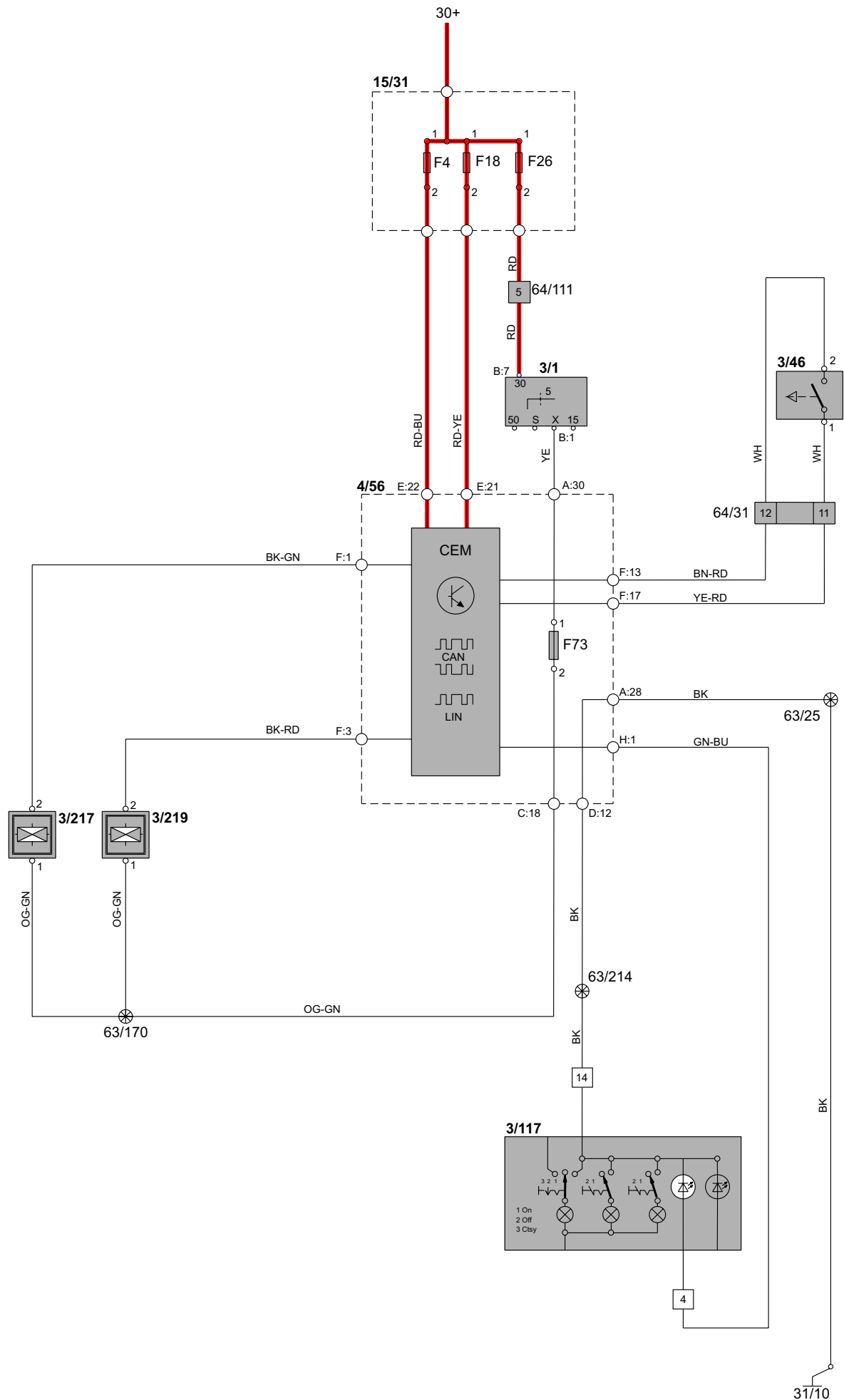
### Seat belt reminder S40/V50



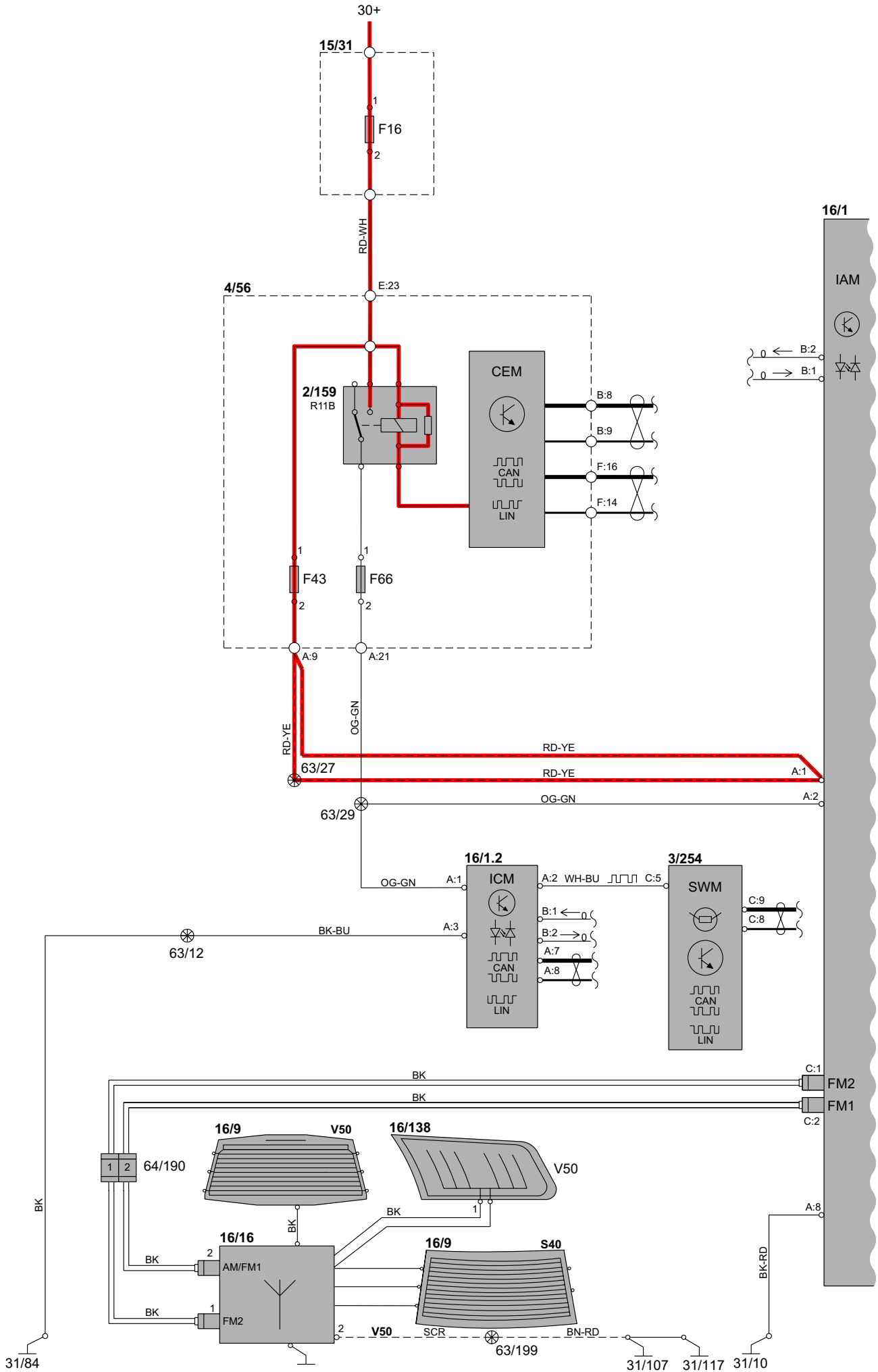


# Group 38 Instruments

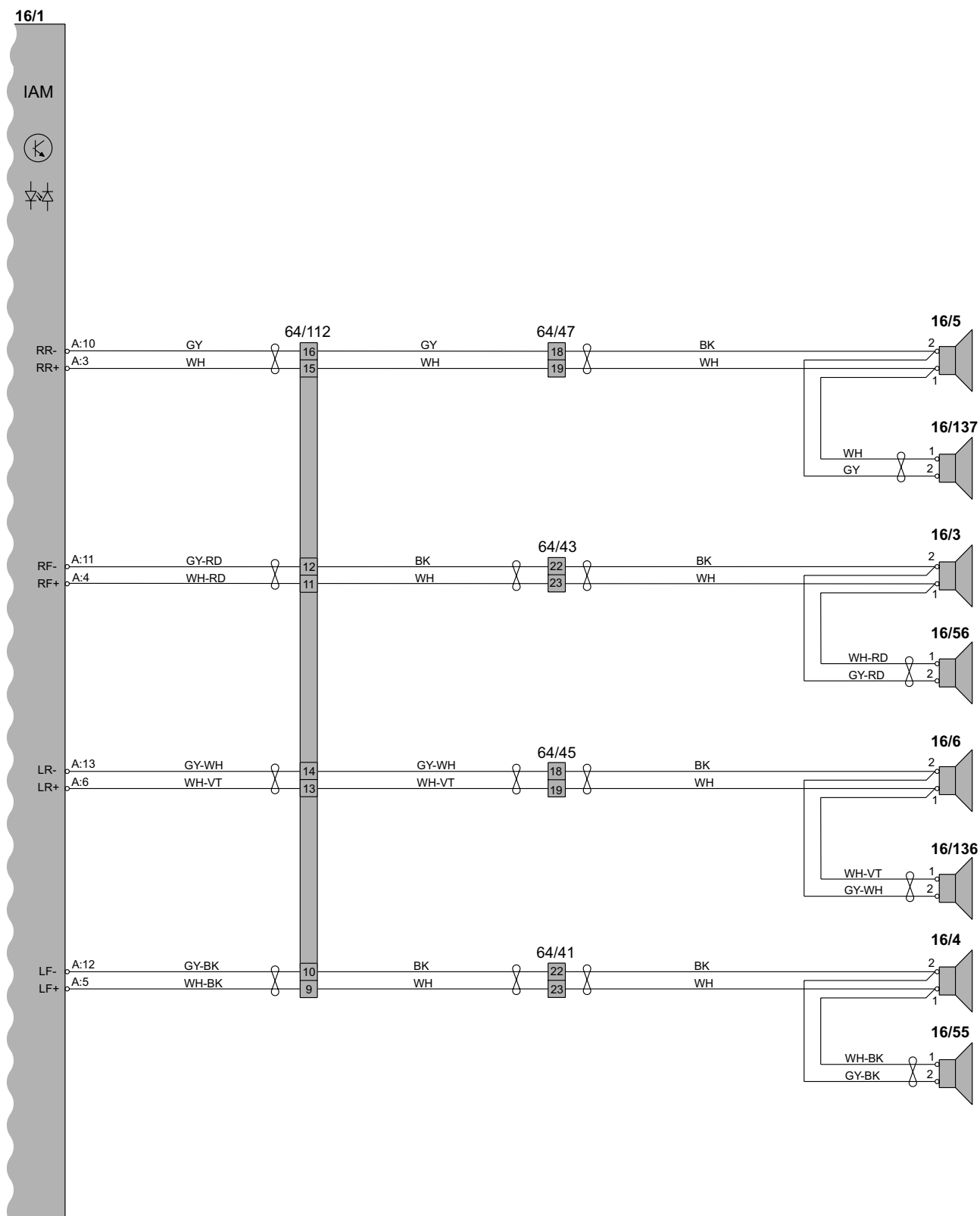
## Seat belt reminder C70



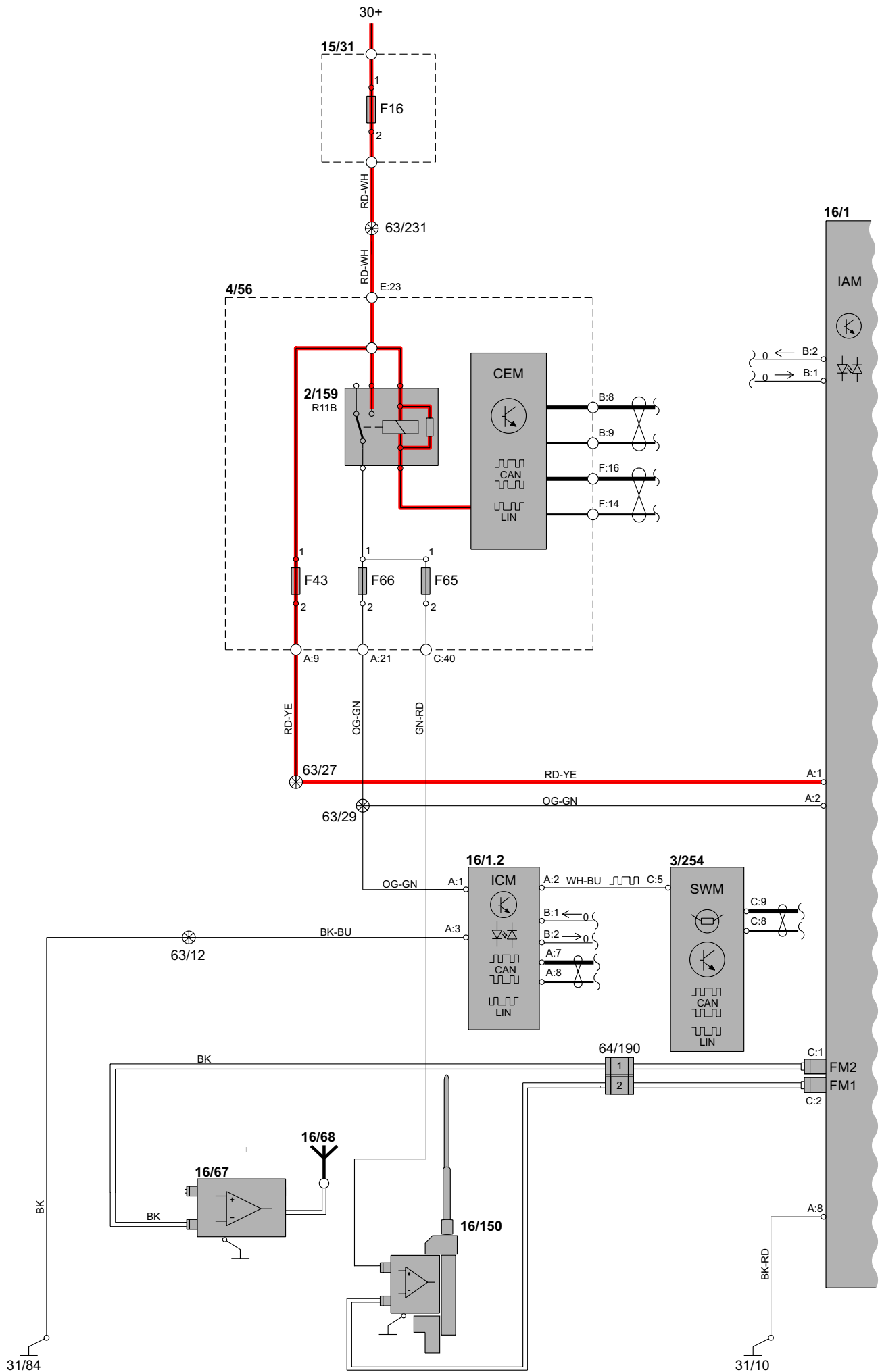
**Group 39 Other**  
**Audio S40/V50 1:2**



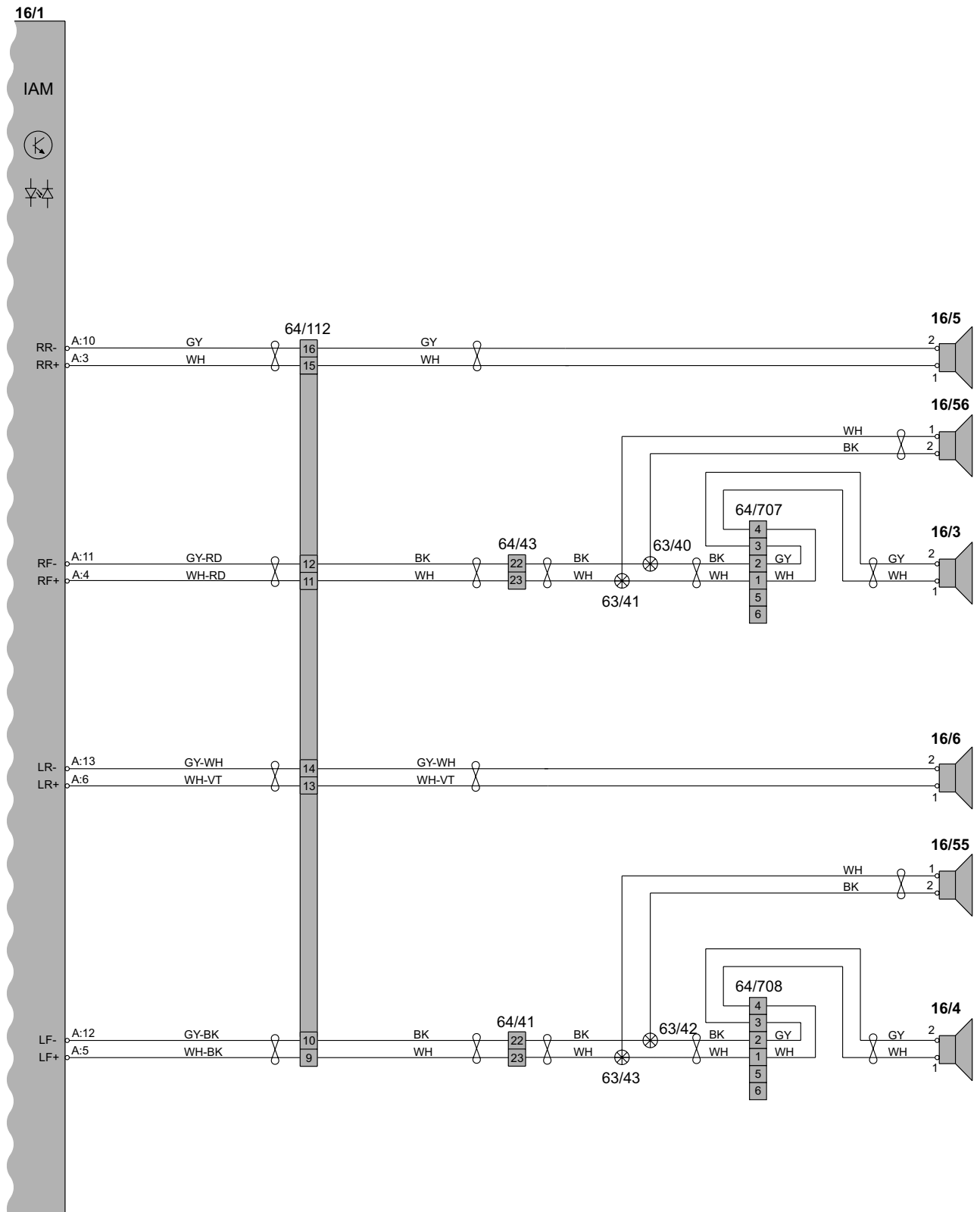
# Group 39 Other Audio S40/V50 2:2

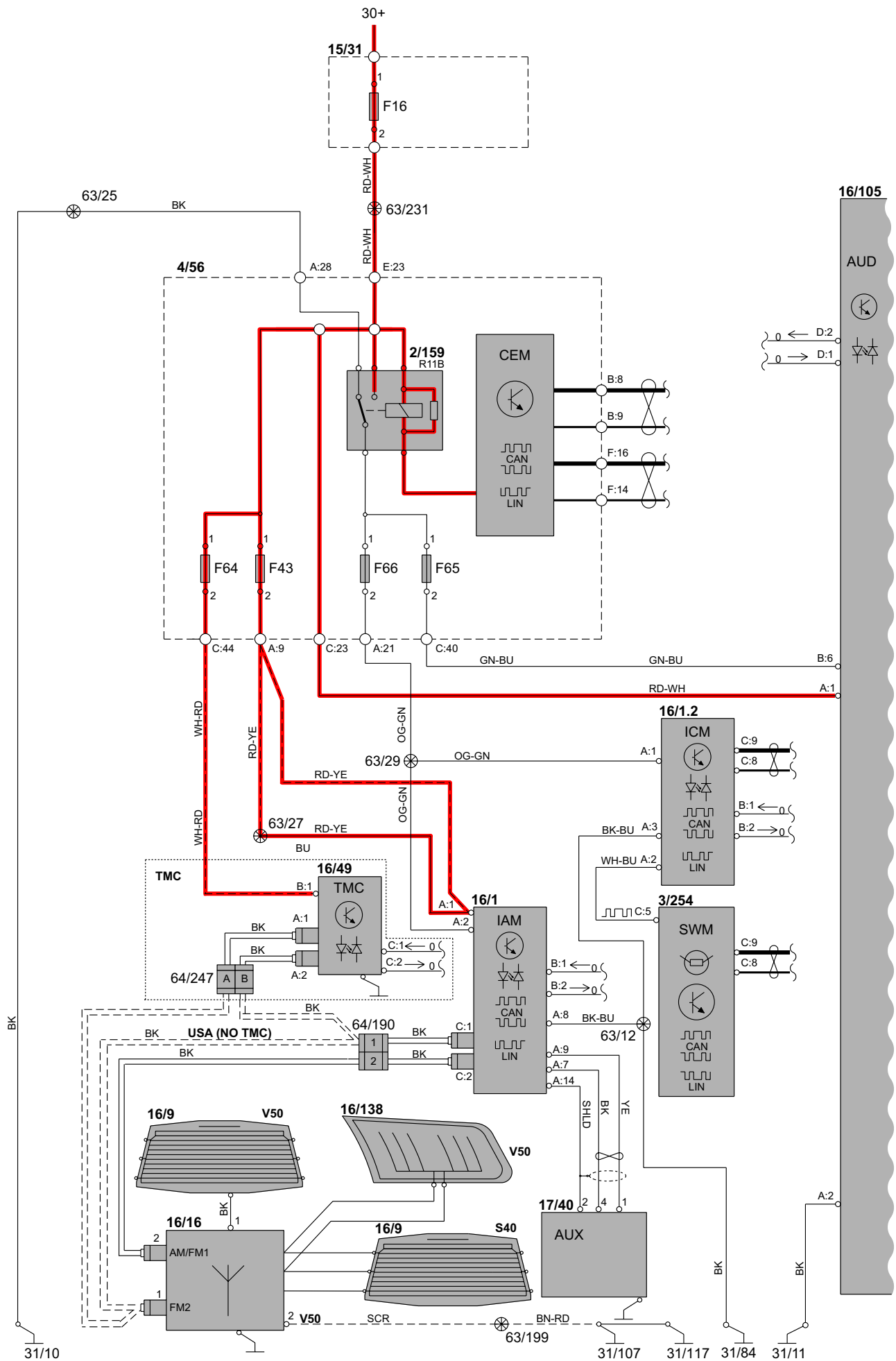


# Group 39 Other Audio C70 1:2

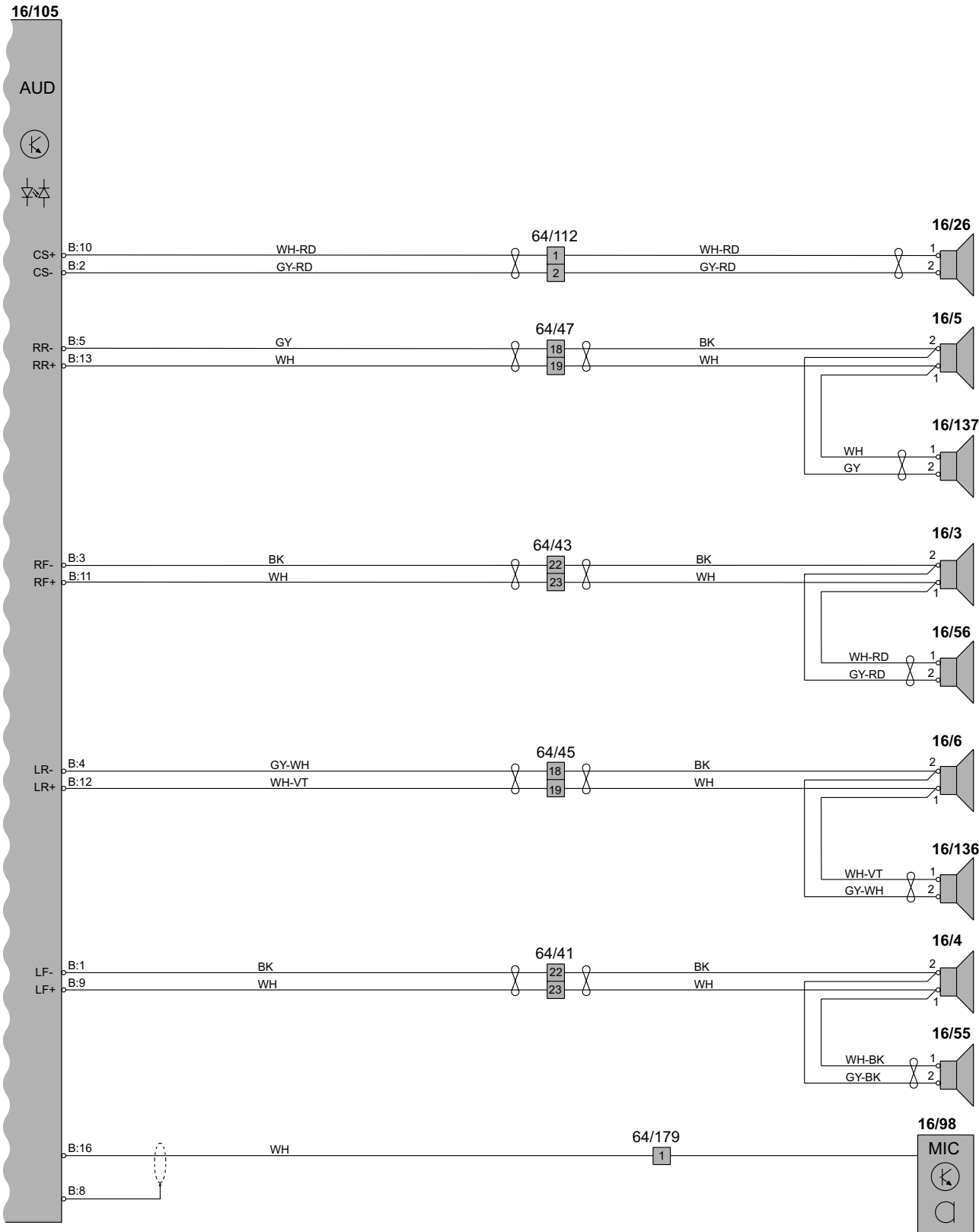


# Group 39 Other Audio C70 2:2

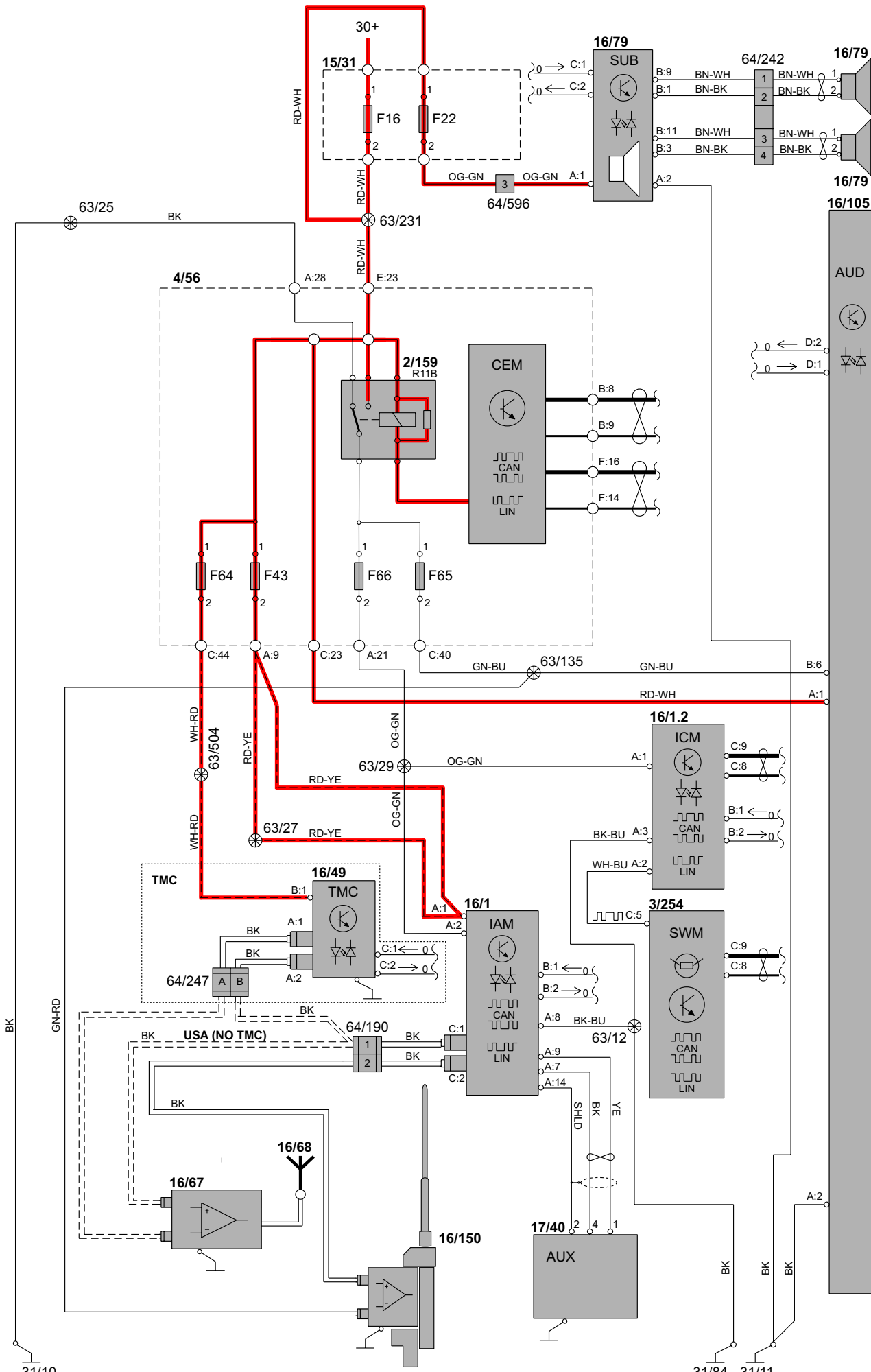




## Audio High Performance/Premium Sound S40/V50 2:2



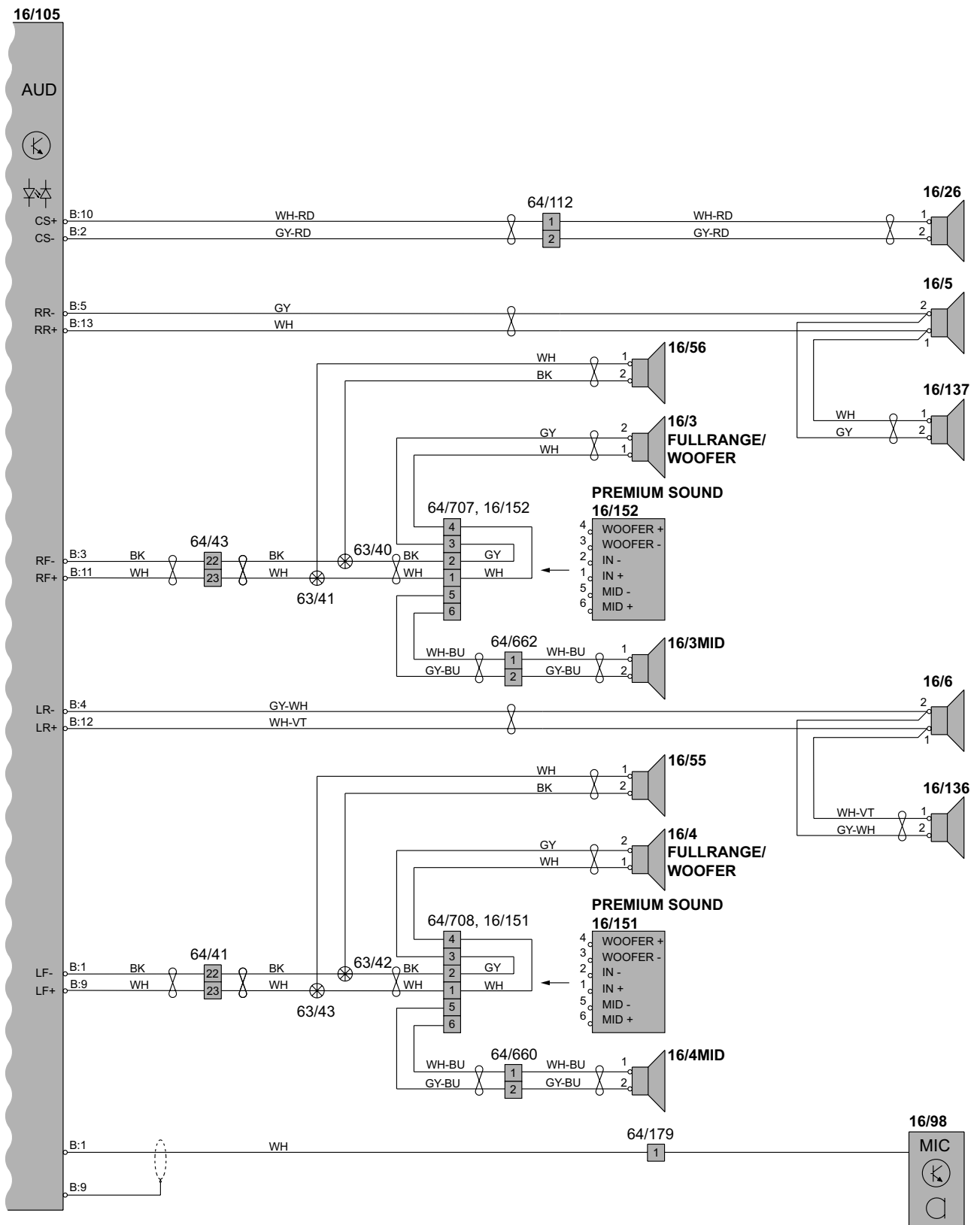
## Audio High Performance/Premium Sound C70 1:2



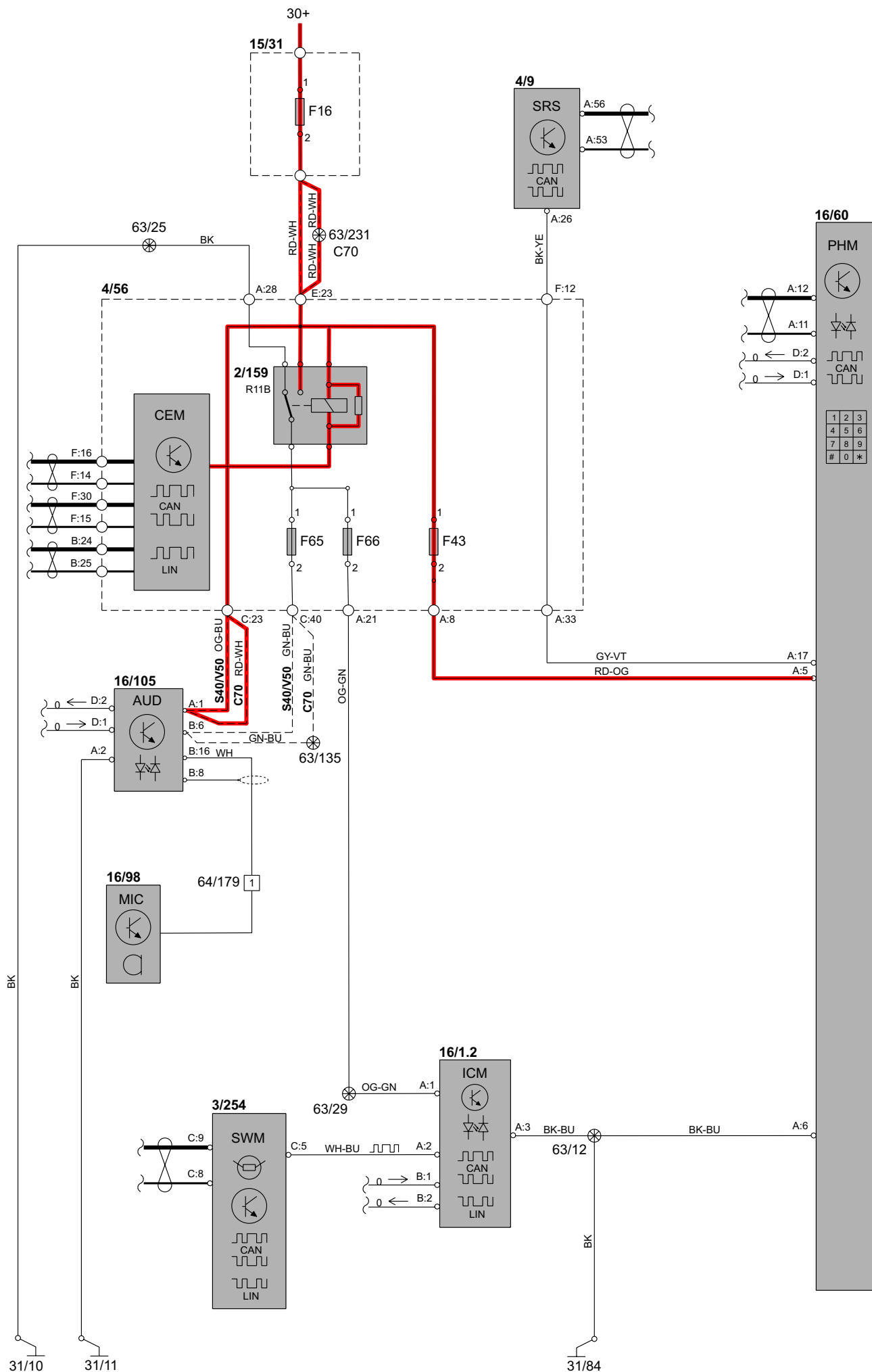


# Group 39 Other


## Audio High Performance/Premium Sound C70 2:2



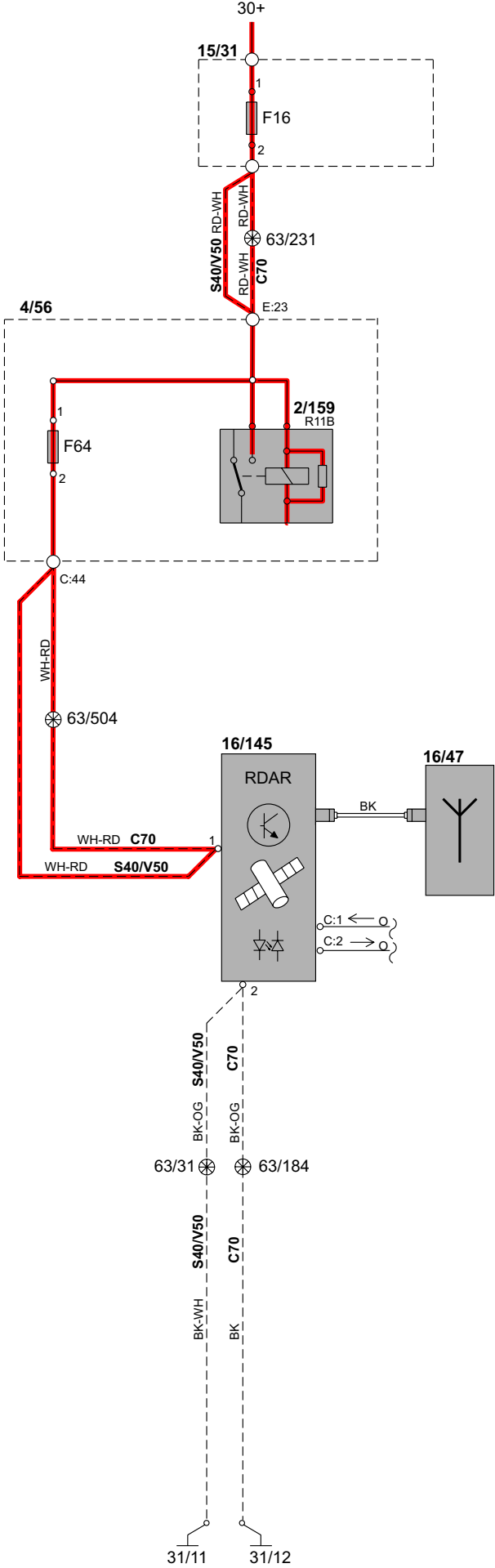
**Group 39 Other**  
**Cellular phone 1:2**



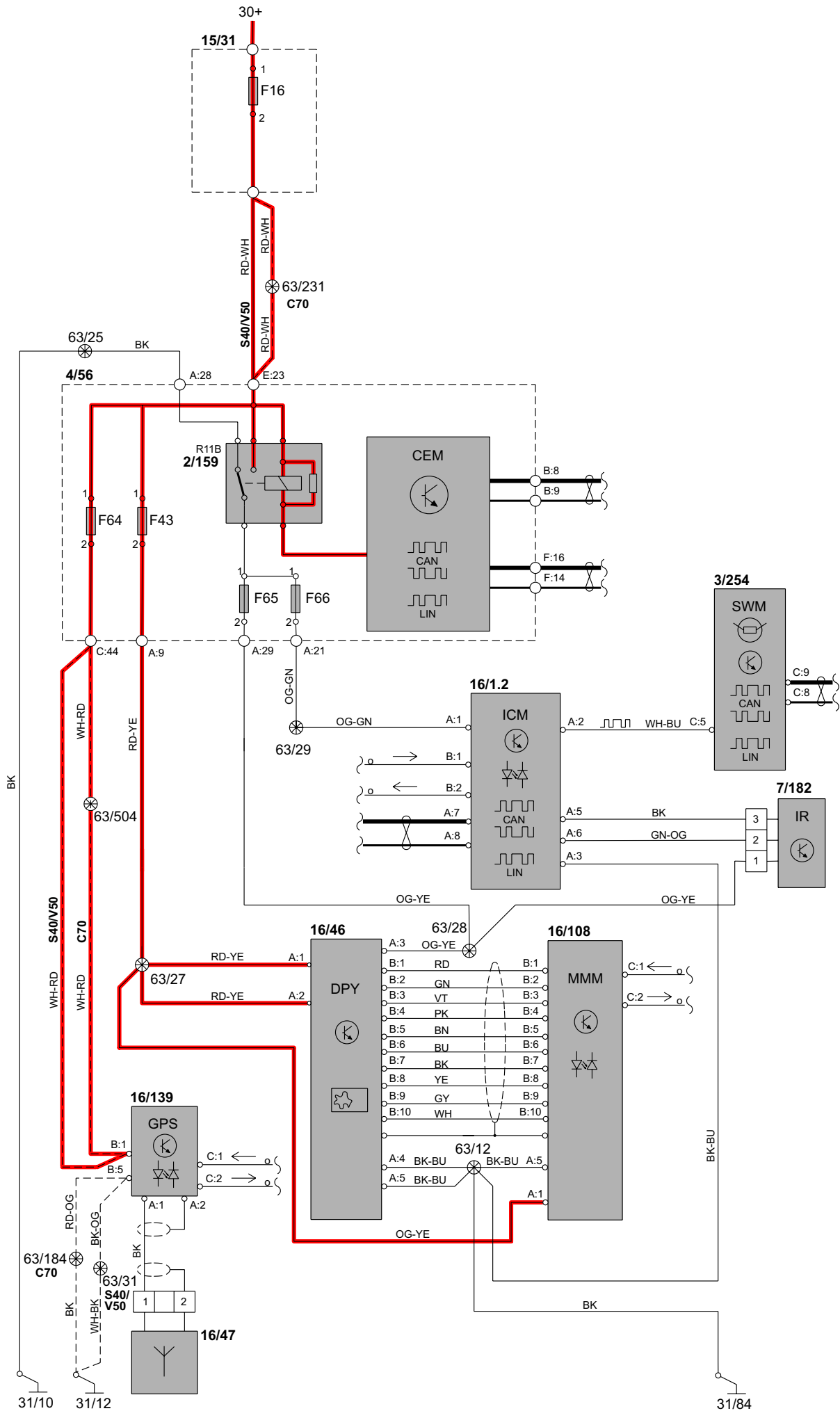
Group 39 Other  
Cellular phone 2:2



Group 39 Other  
Satellite radio

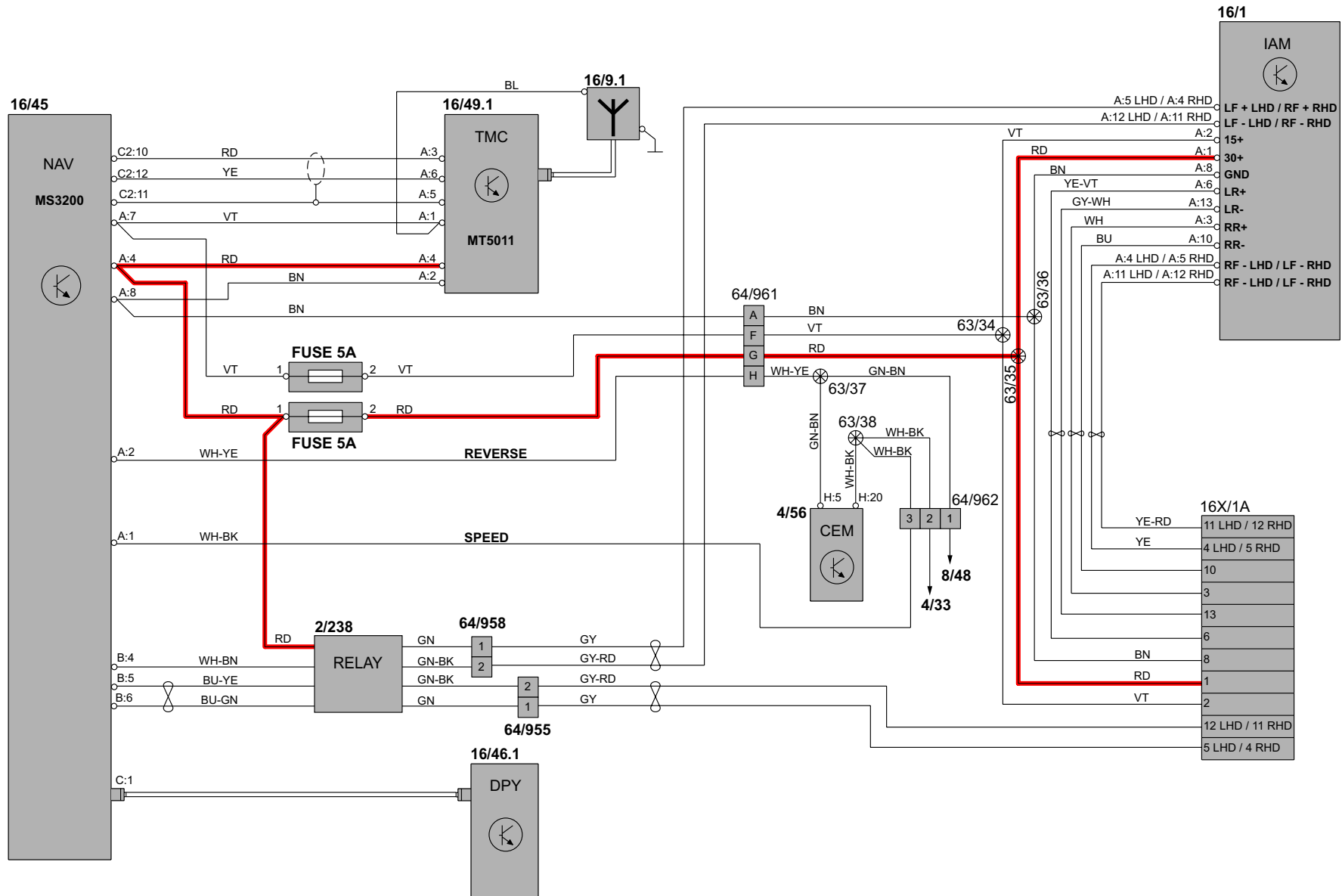


# Group 39 Other Multimedia & Traffic information

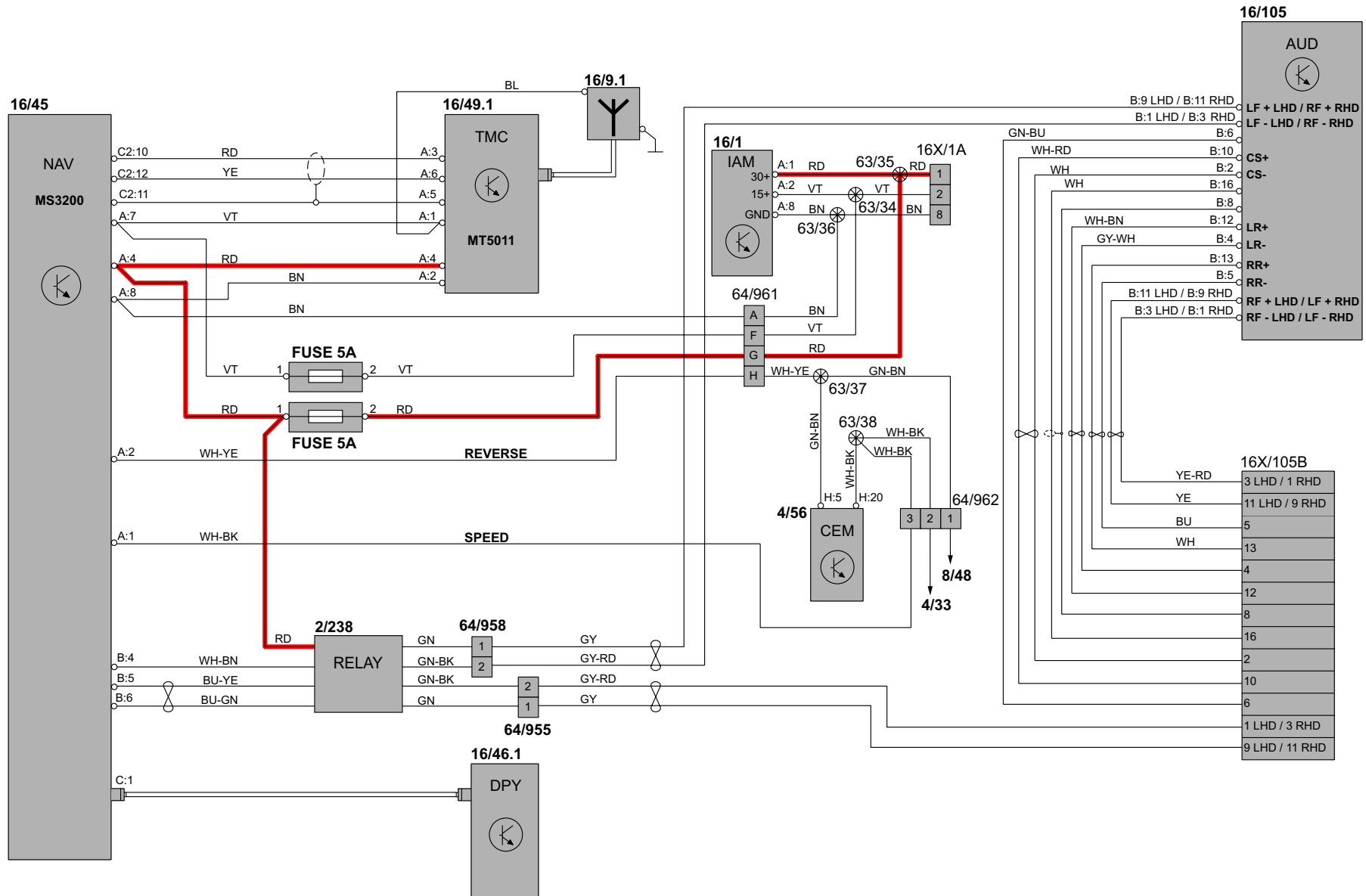


# Group 39 Other

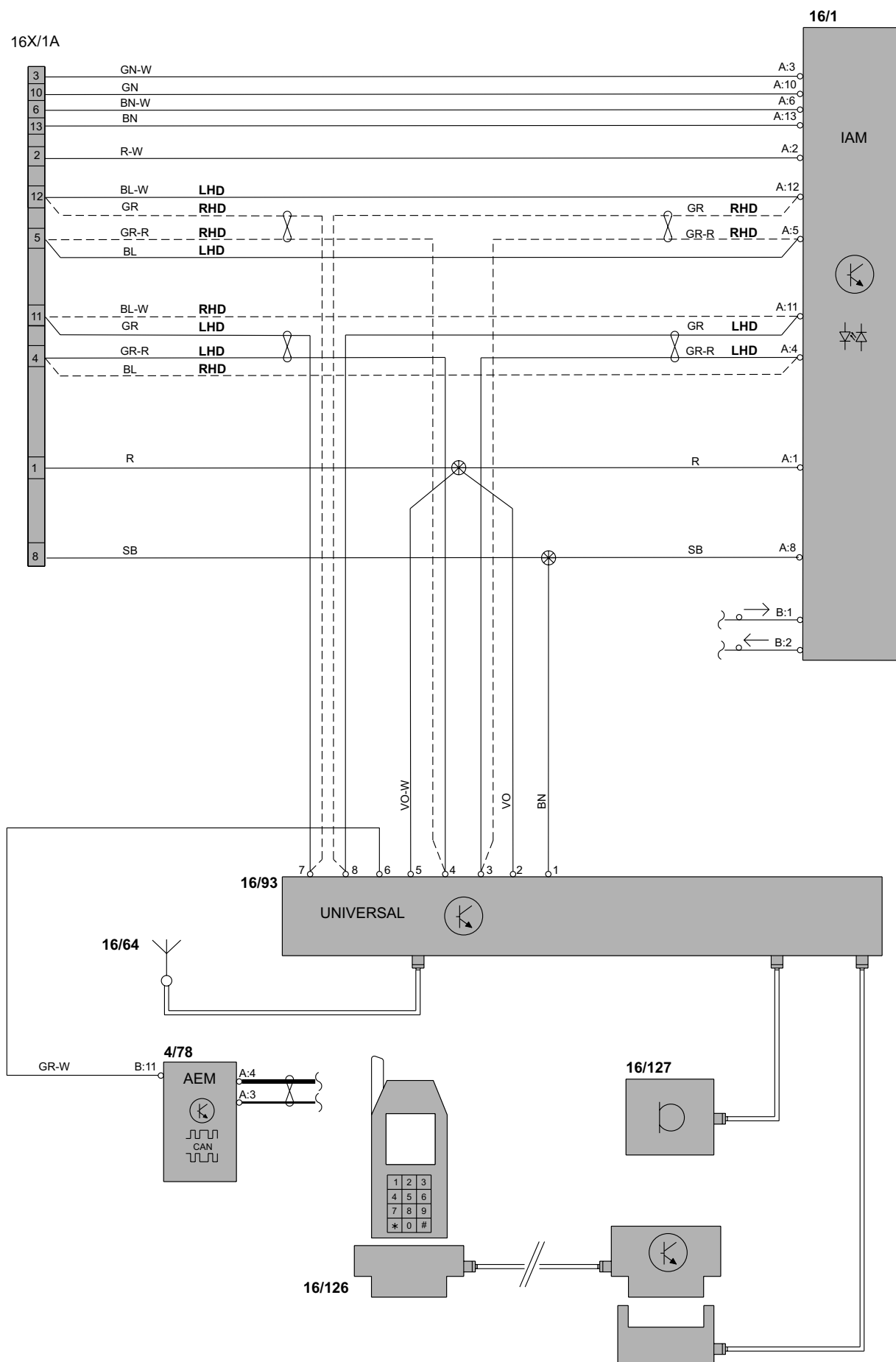
## Turn by Turn navigation, Audio



## Turn by Turn navigation, Audio High Performance/Premium Sound



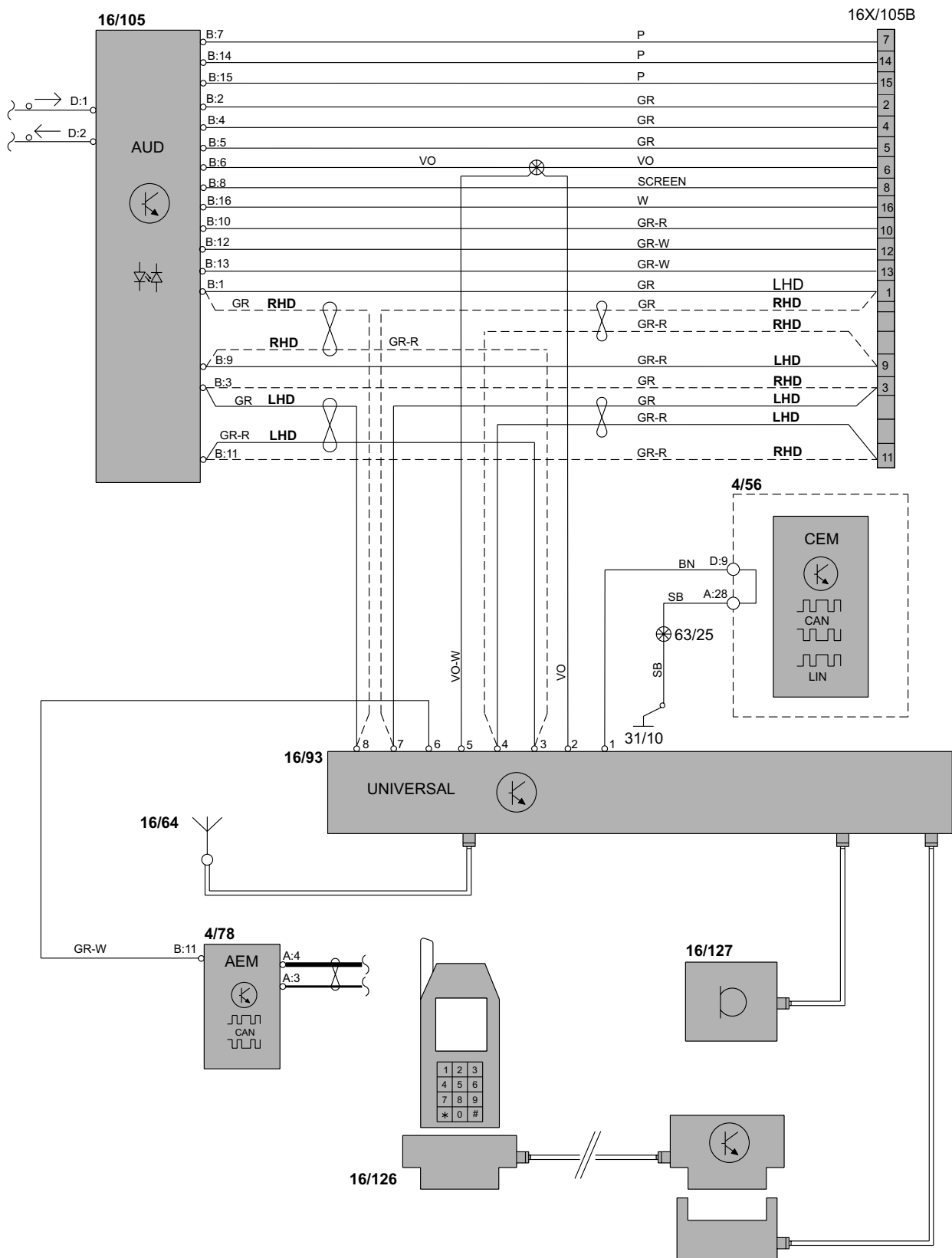
**Group 39 Other, Accessories**  
**Handsfree Universal, Audio**





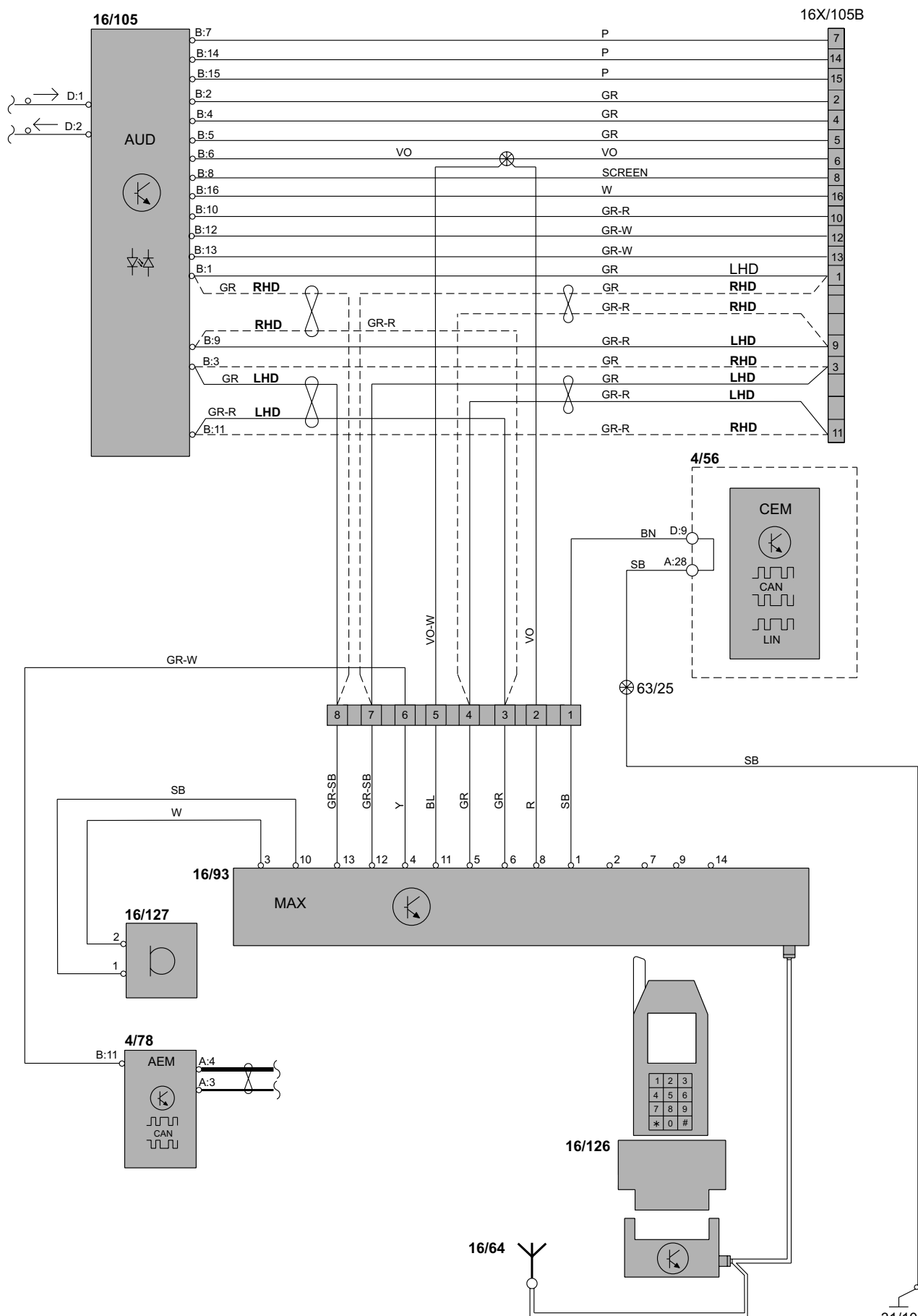
## Group 39 Other, Accessories

### Handsfree Universal, Audio High Performance/Premium Sound

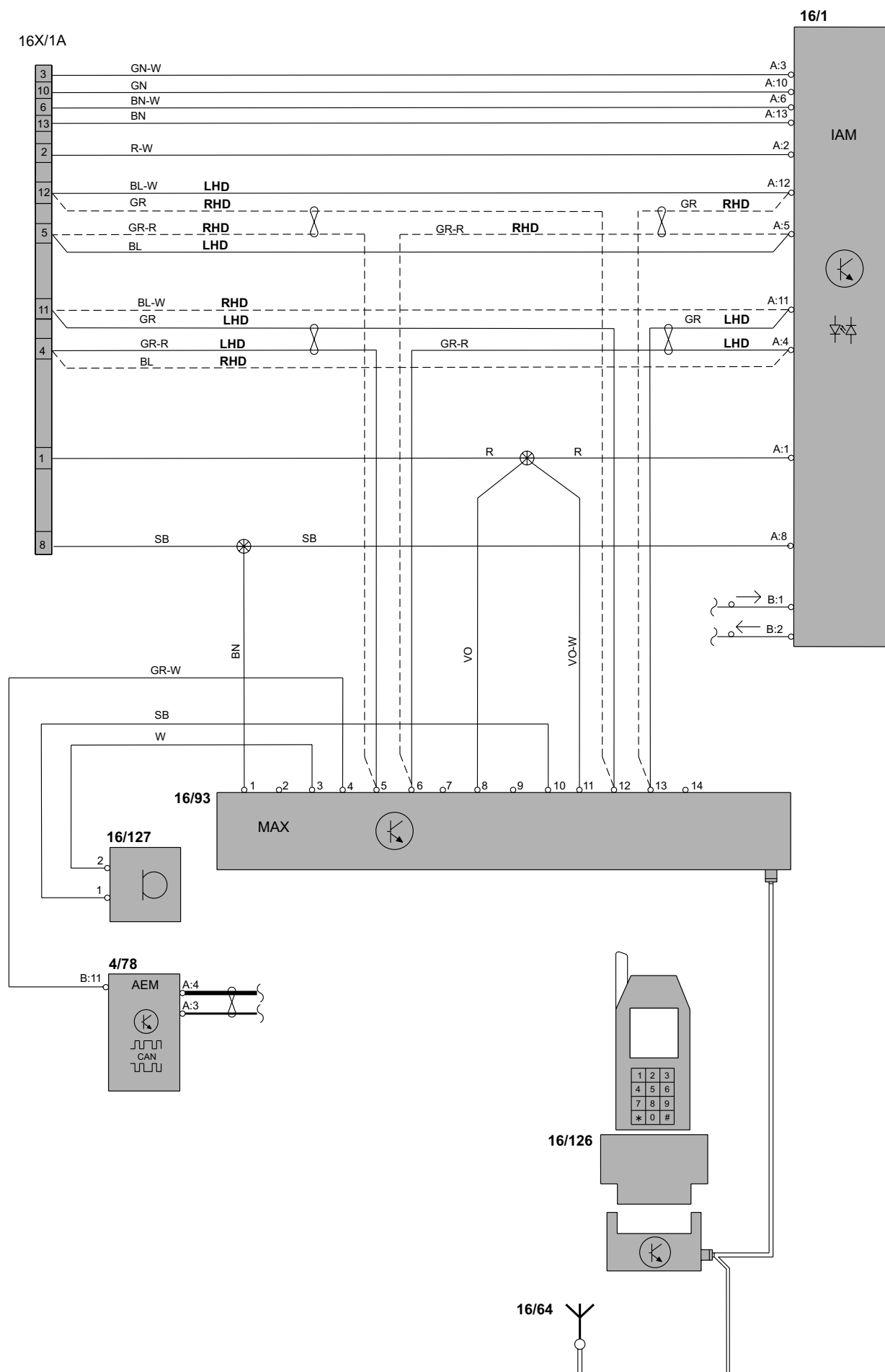


Group 39 Other, Accessories

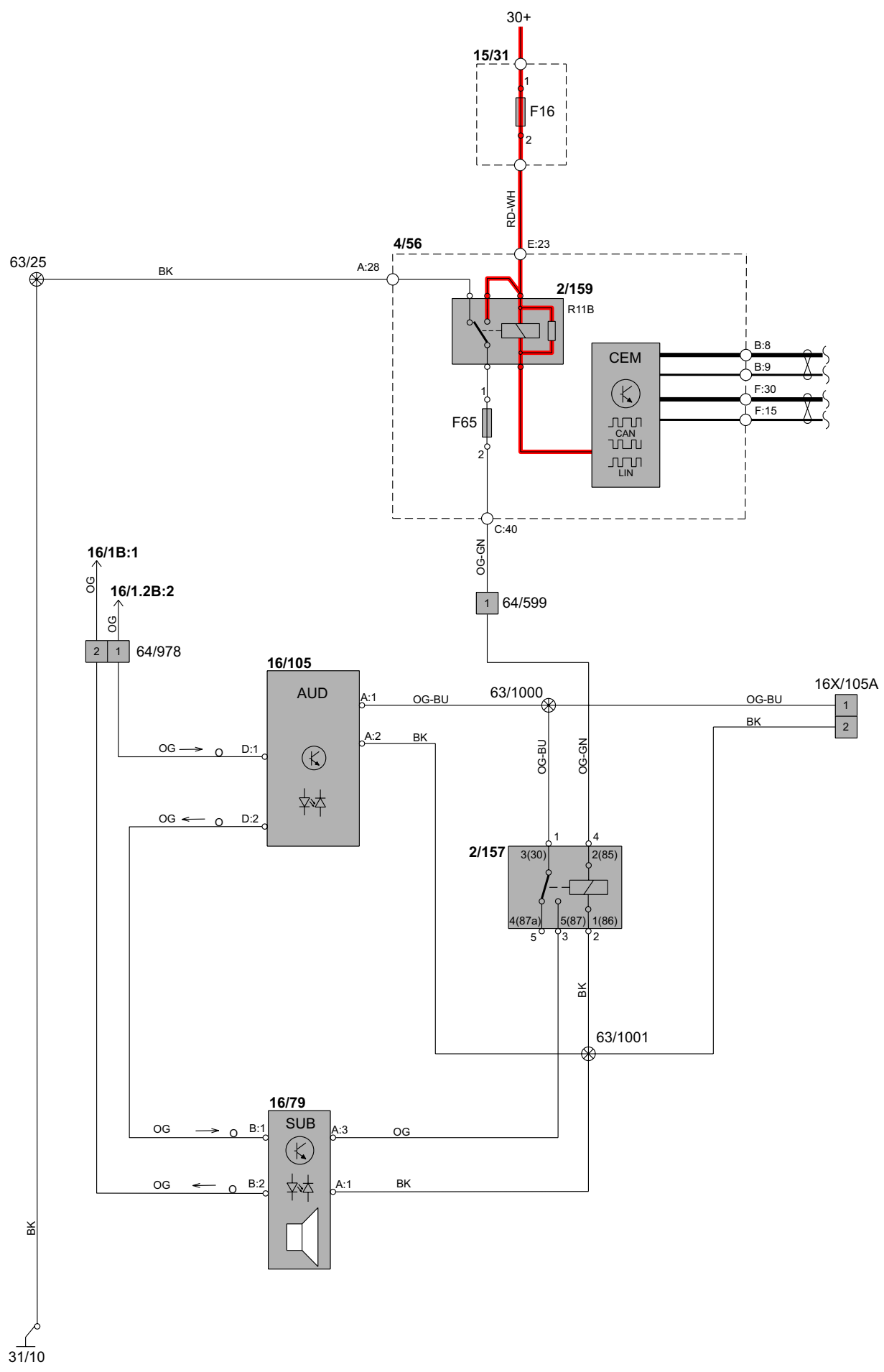
Handsfree Max with Adapter



**Group 39 Other, Accessories**  
**Handsfree Max**

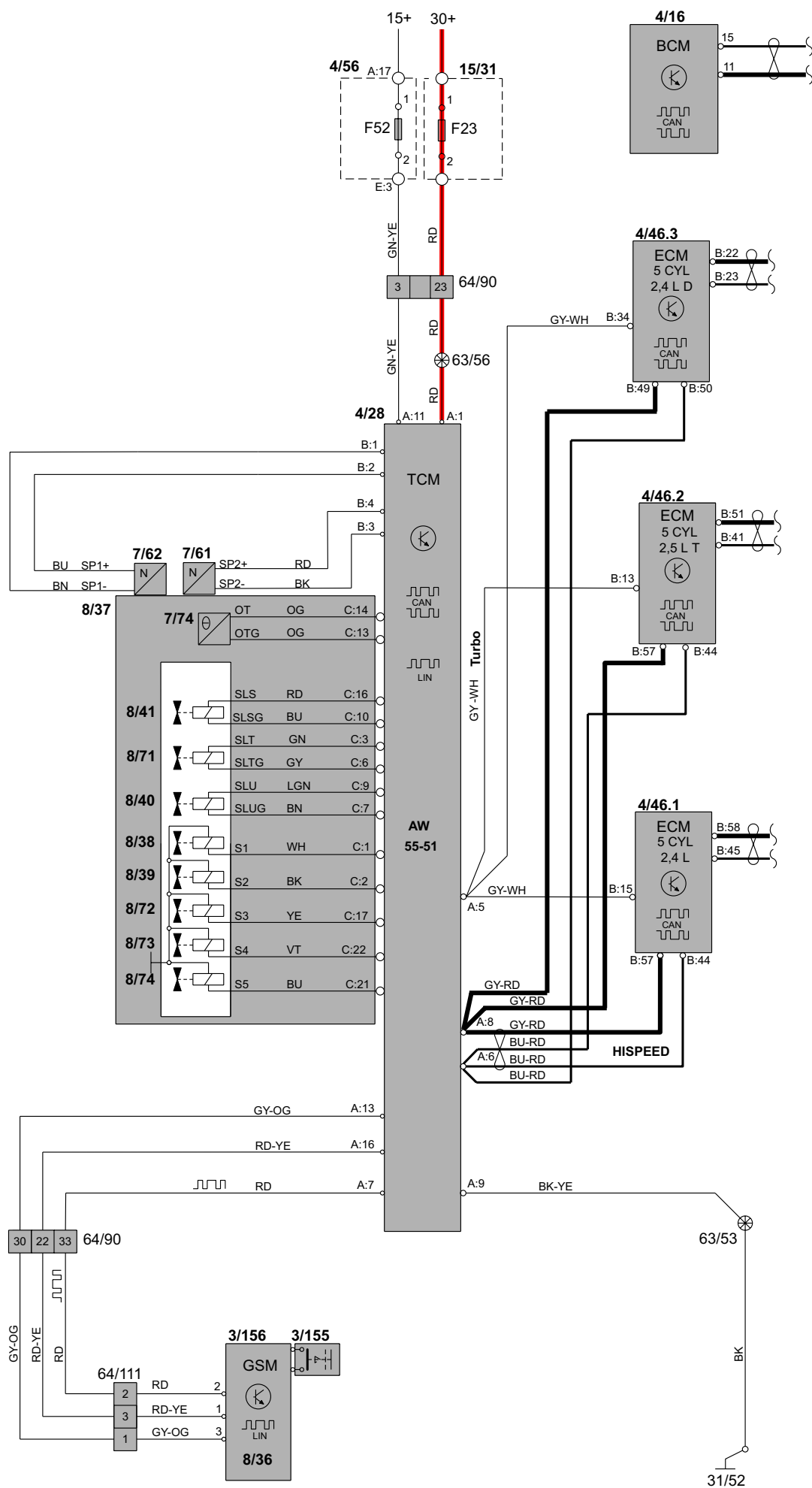


# Group 39 Other, Accessories Subwoofer

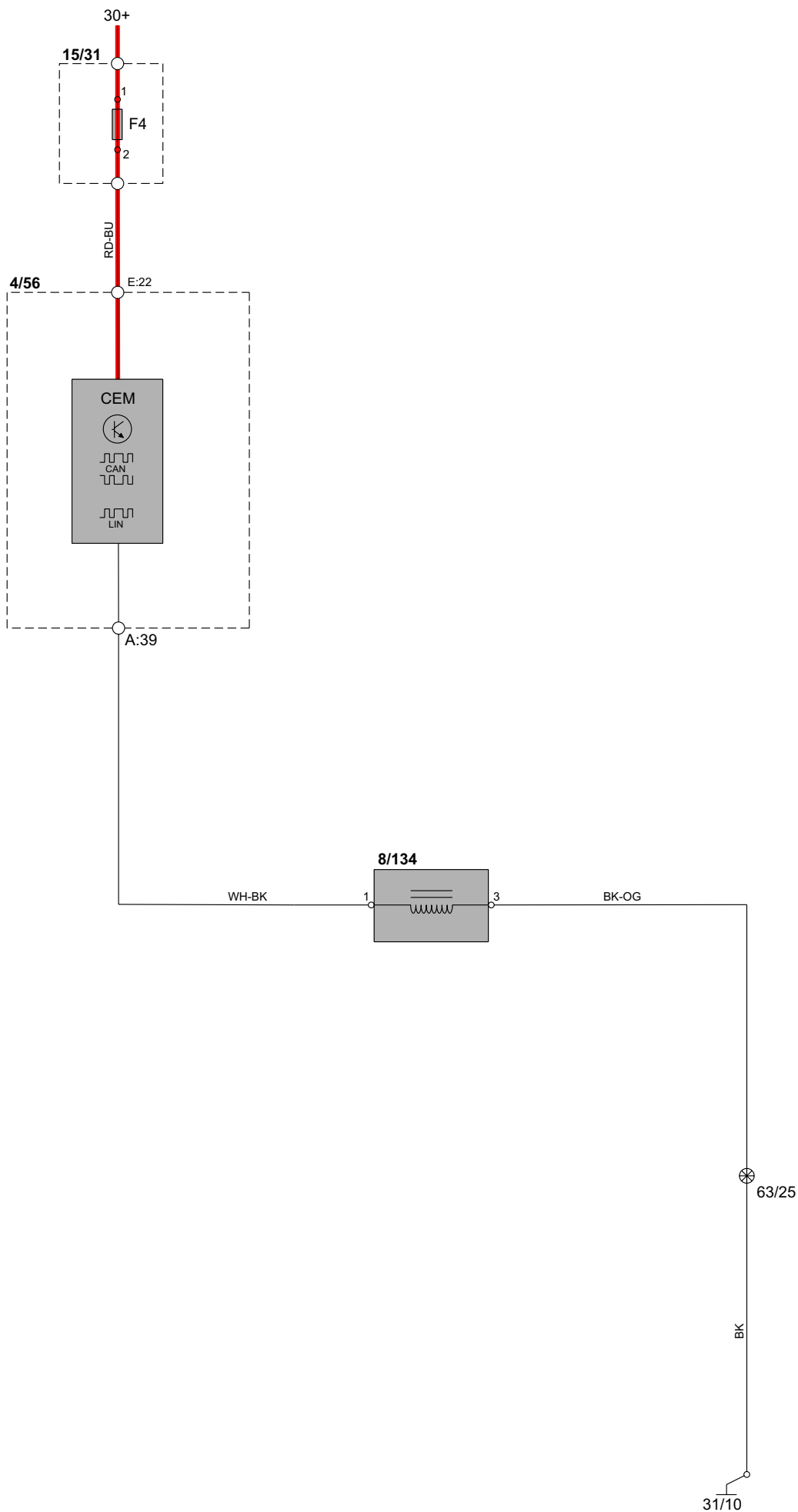


# Group 43 Transmission

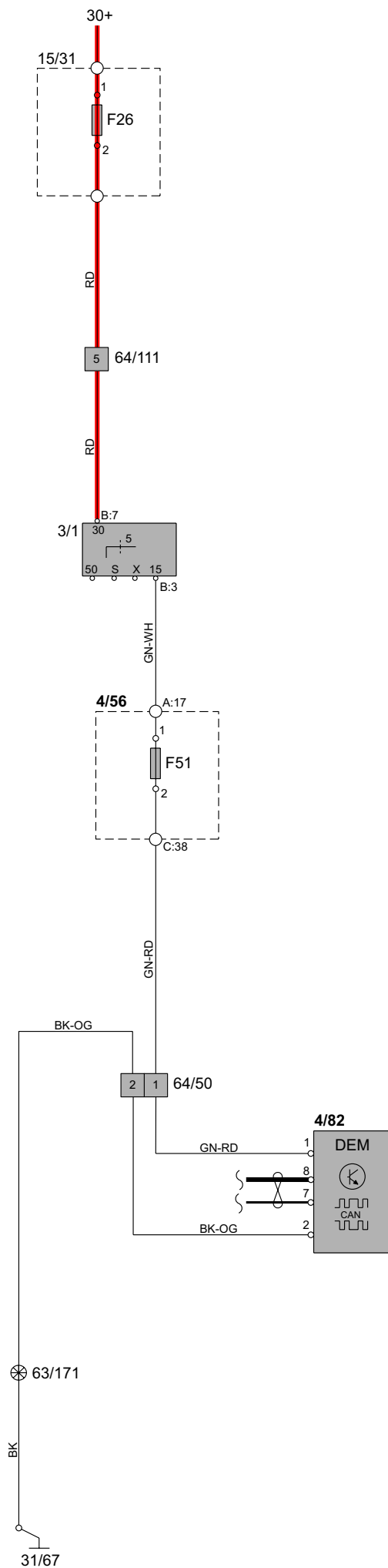
## Automatic transmission AW55-51



Group 43 Transmission  
Transmission M66

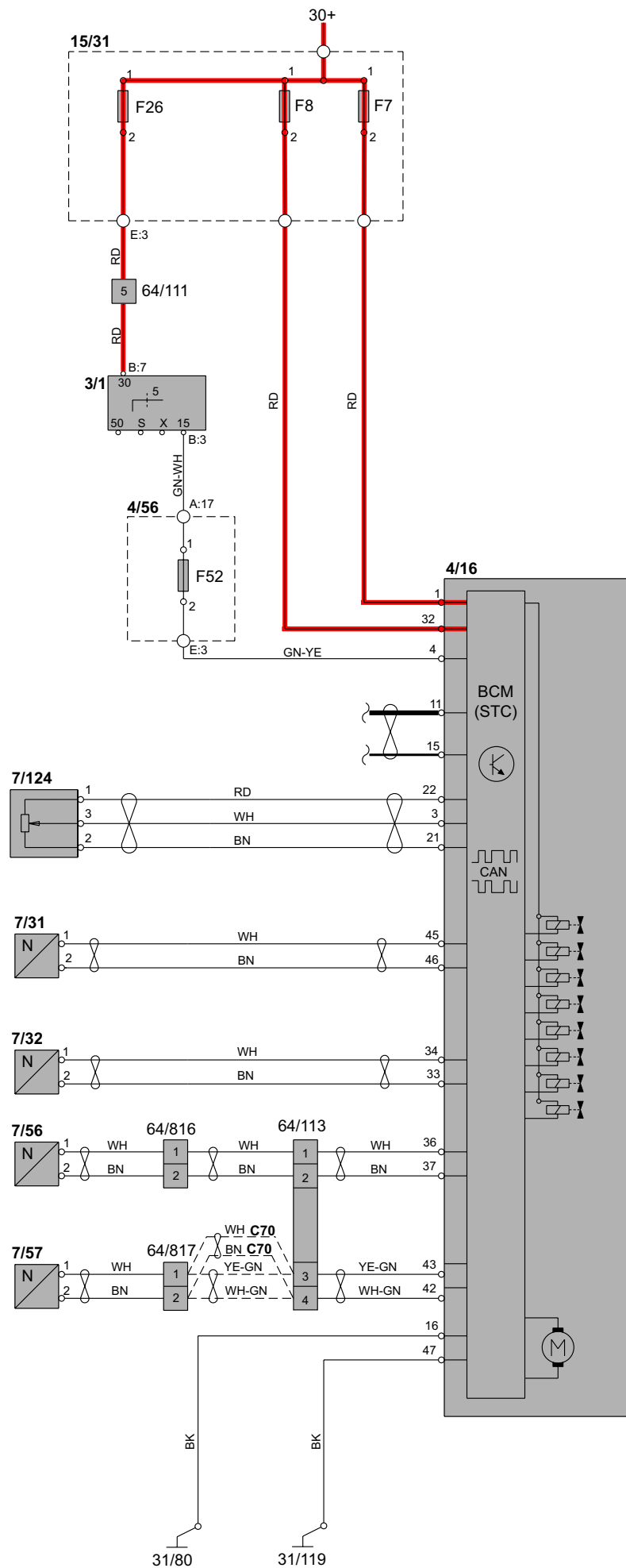


# Group 43 Transmission Differential Electronic Module (DEM)



# Group 59 Brake system

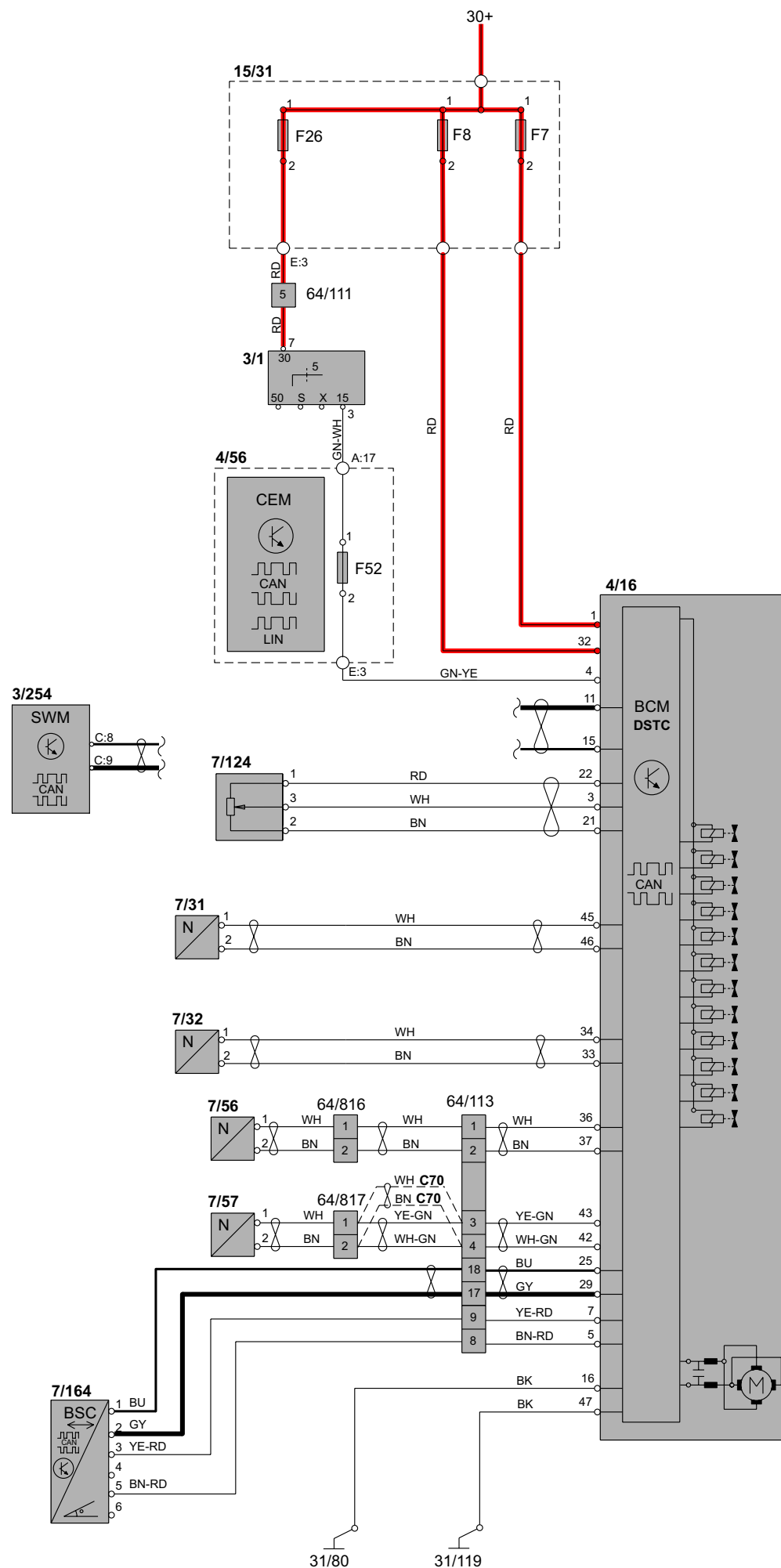
## Brake control system & STC



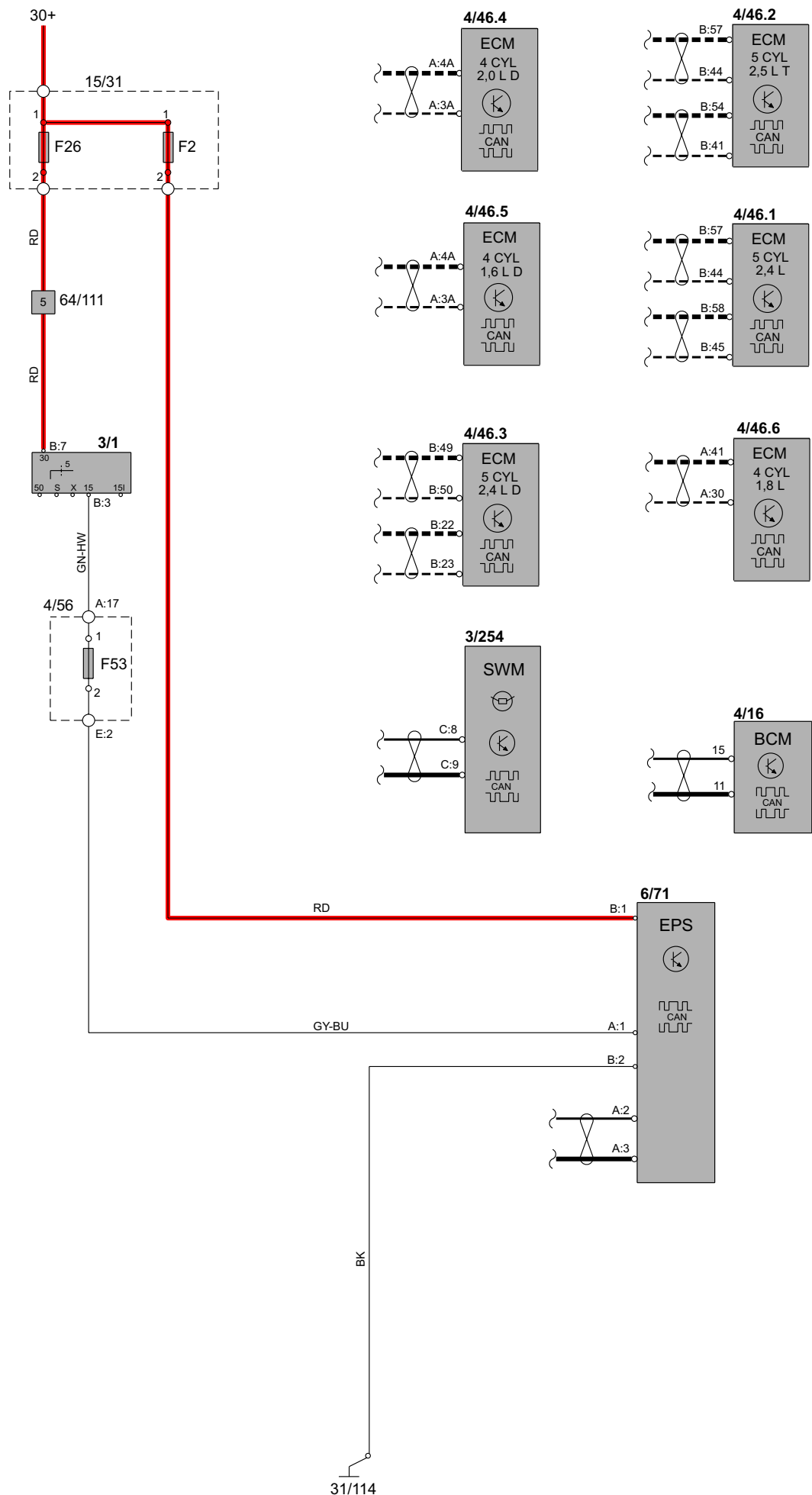


# Group 59 Brake system

## Brake control system & DSTC

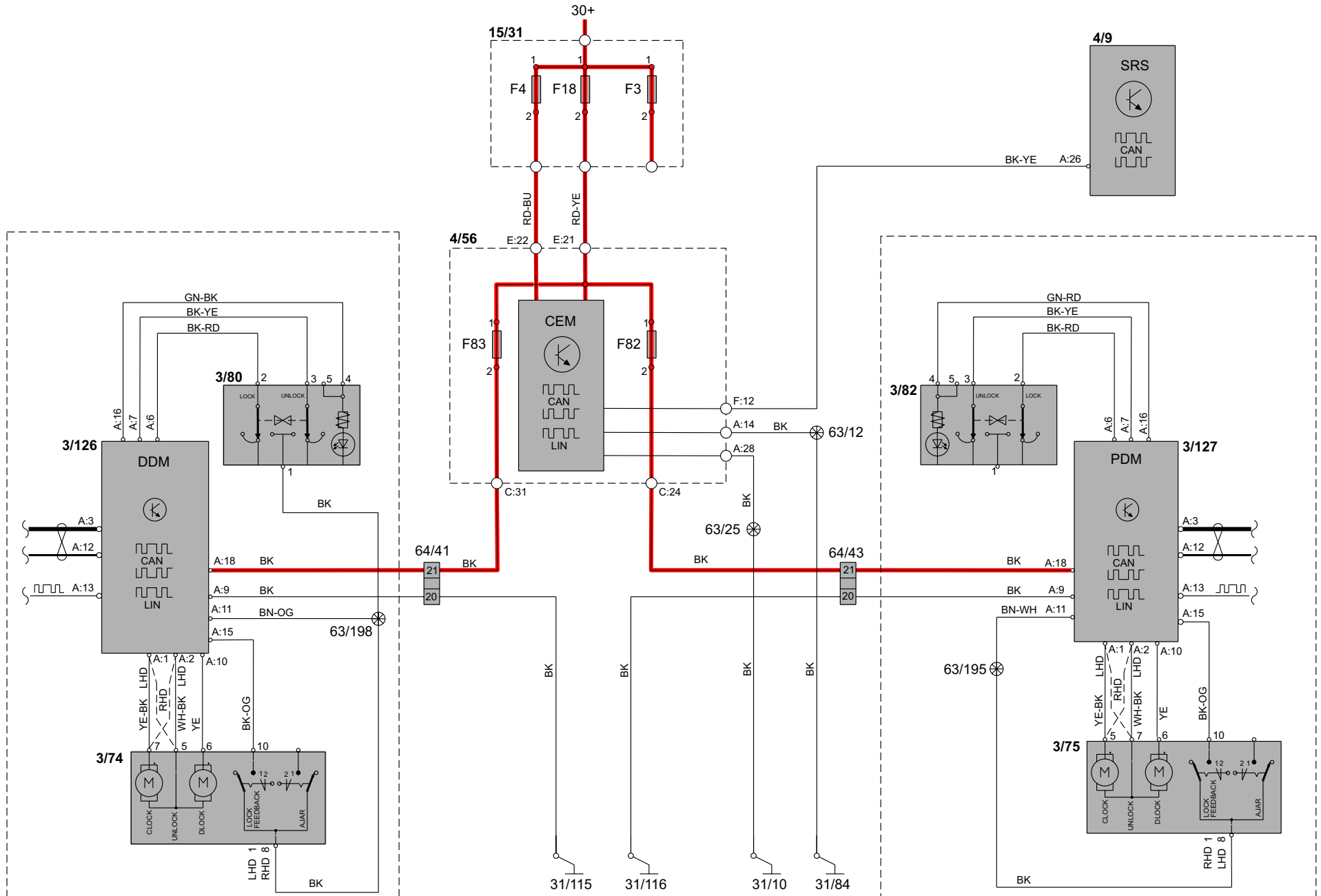


Group 64 Steering  
Electronic power steering



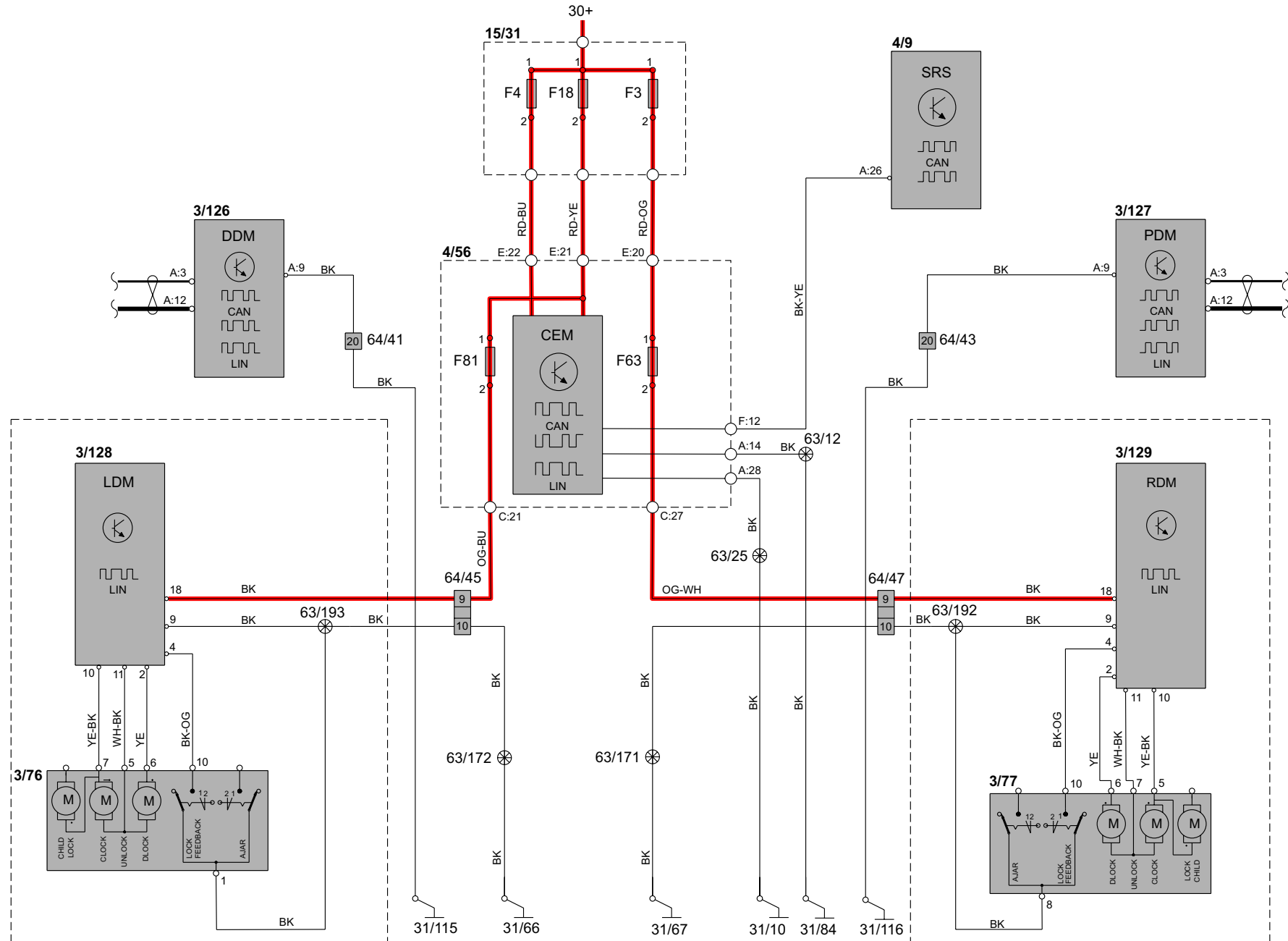
## Group 83 Doors and openings

### Central locking, front doors S40/V50



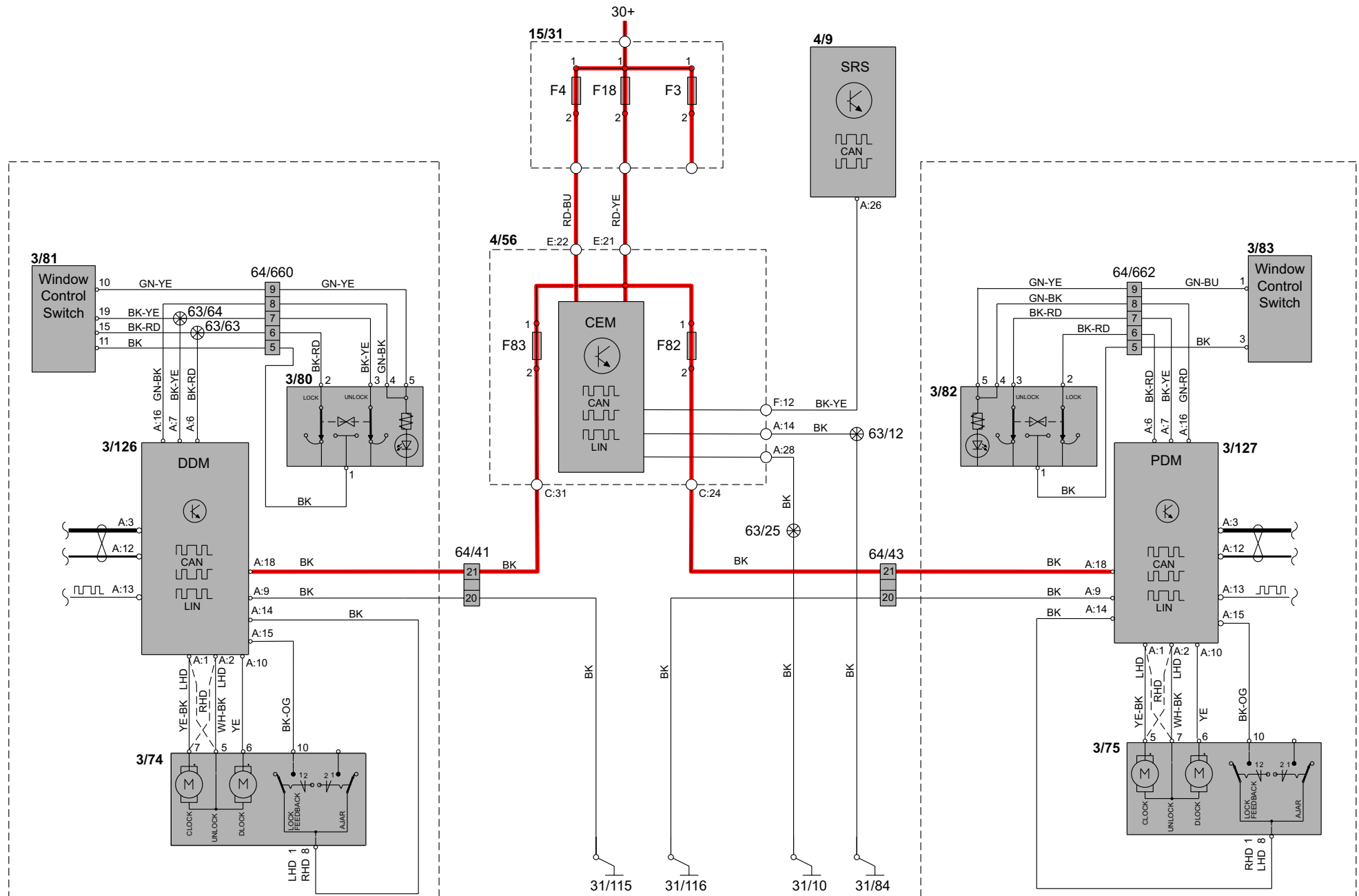
# Group 83 Doors and openings

## Central locking, rear doors S40/V50



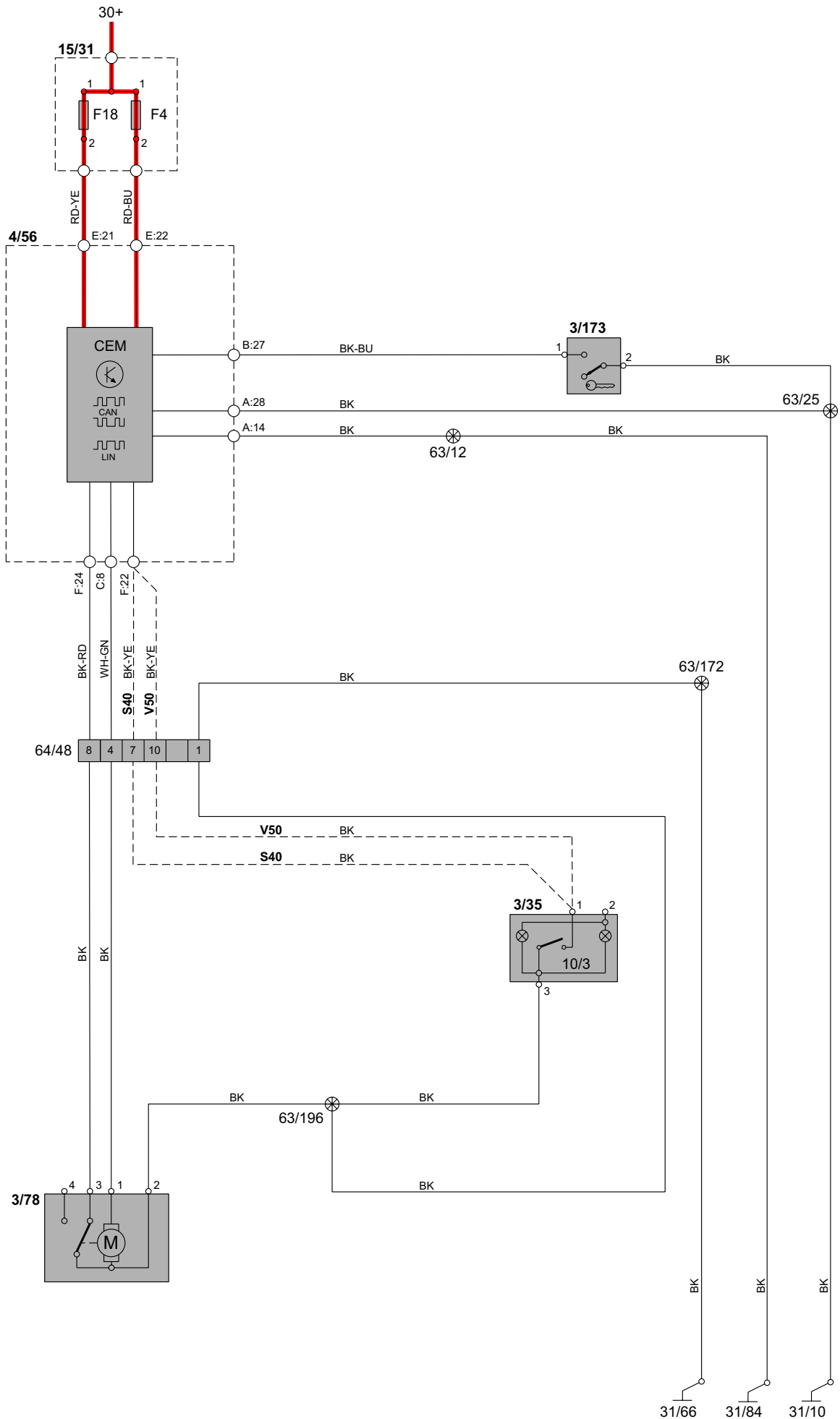
## Group 83 Doors and openings

### Central locking system C70



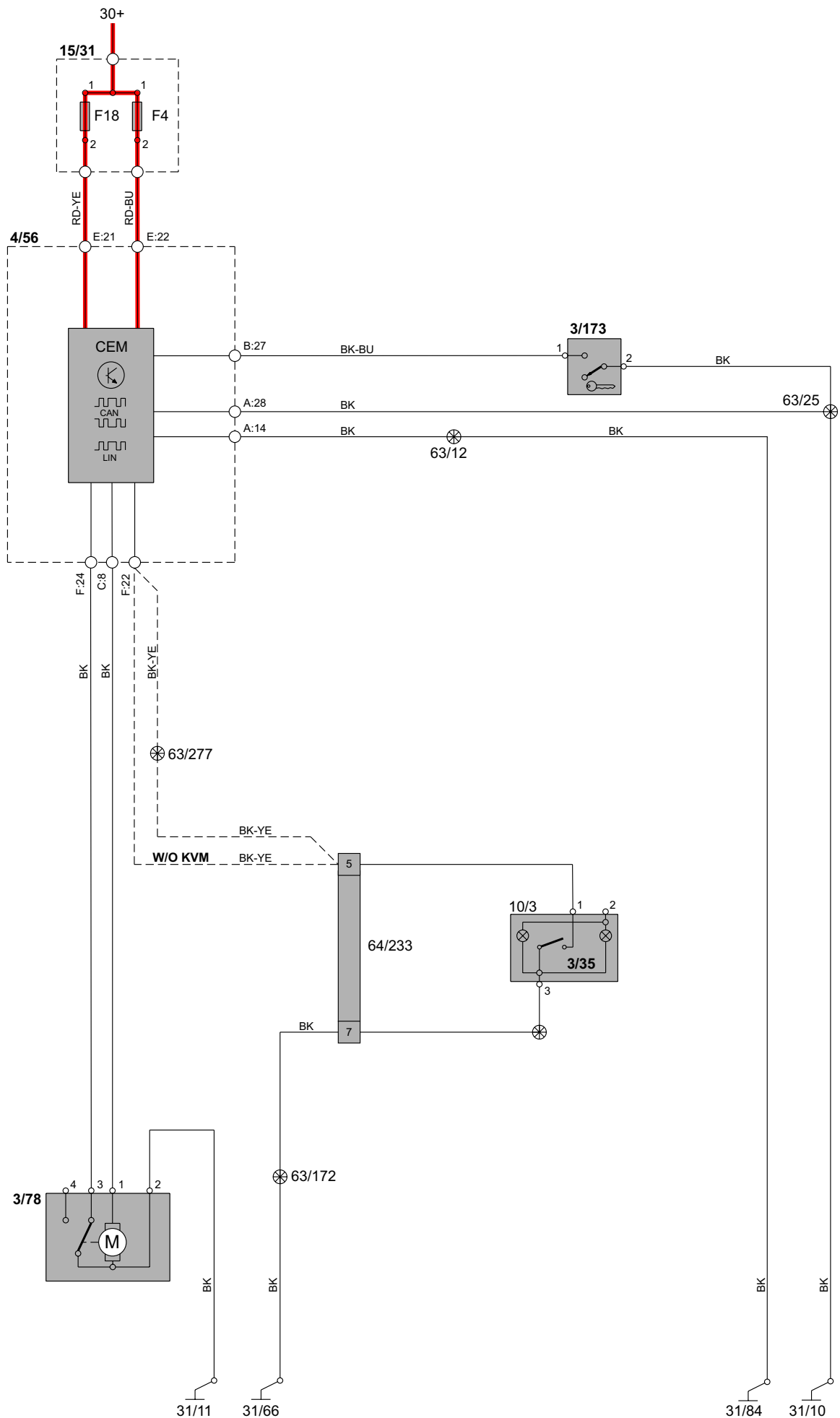
# Group 83 Doors and openings

## Central locking, tailgate S40/V50



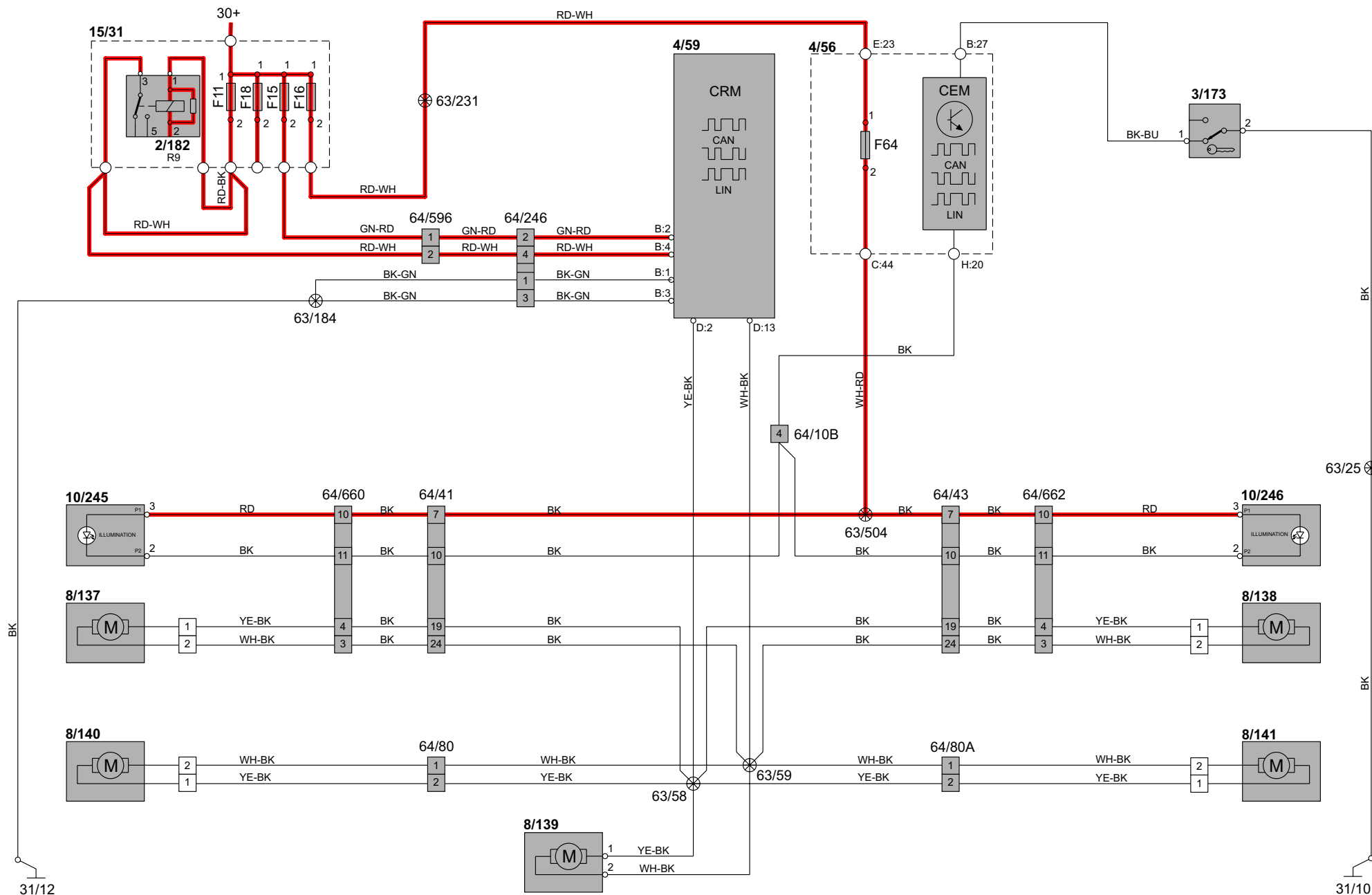
# Group 83 Doors and openings

## Central locking, tailgate C70



# Group 83 Doors and openings

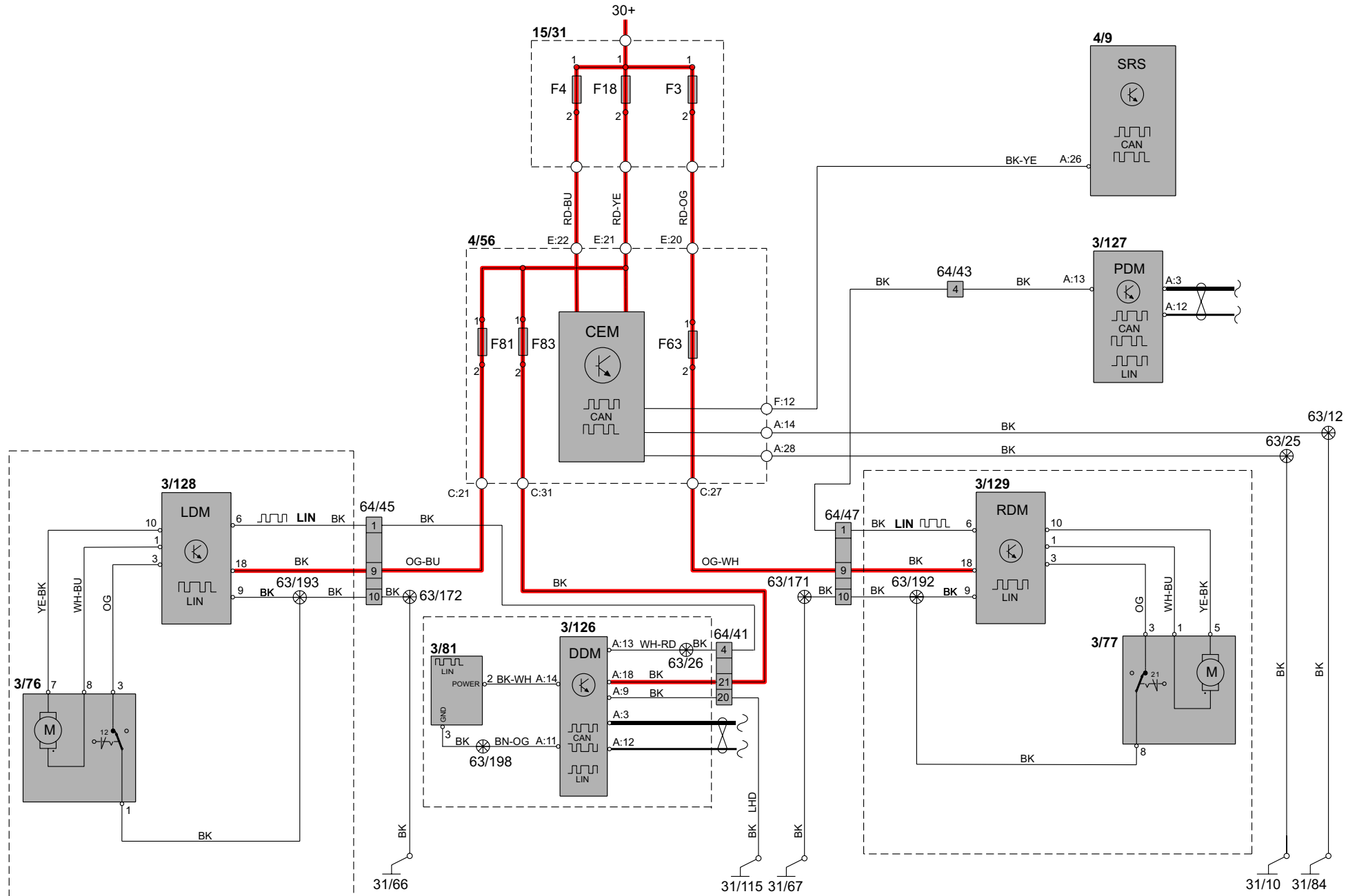
## Central locking, storage compartment C70





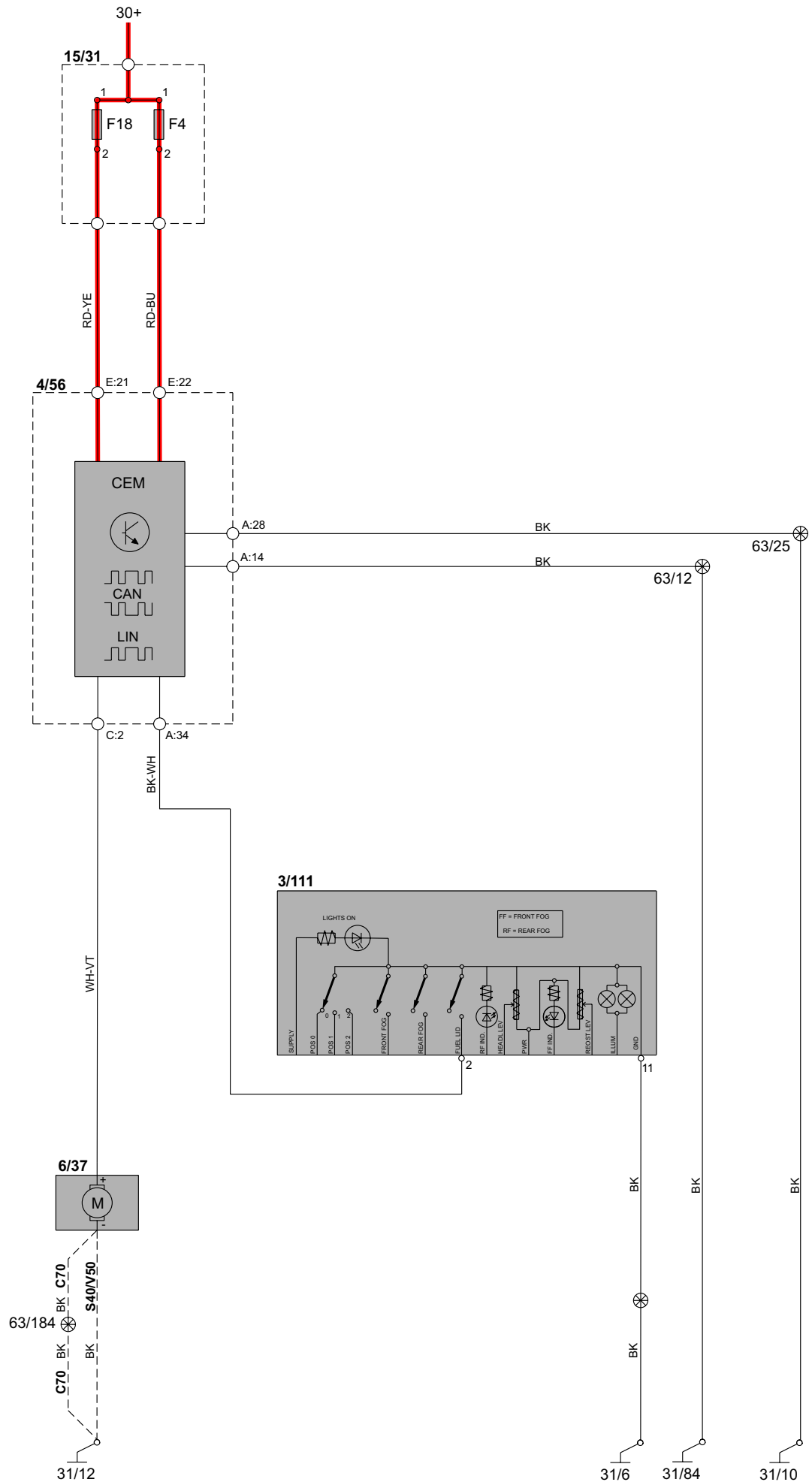
# Group 83 Doors and openings

## Child safety lock S40/V50



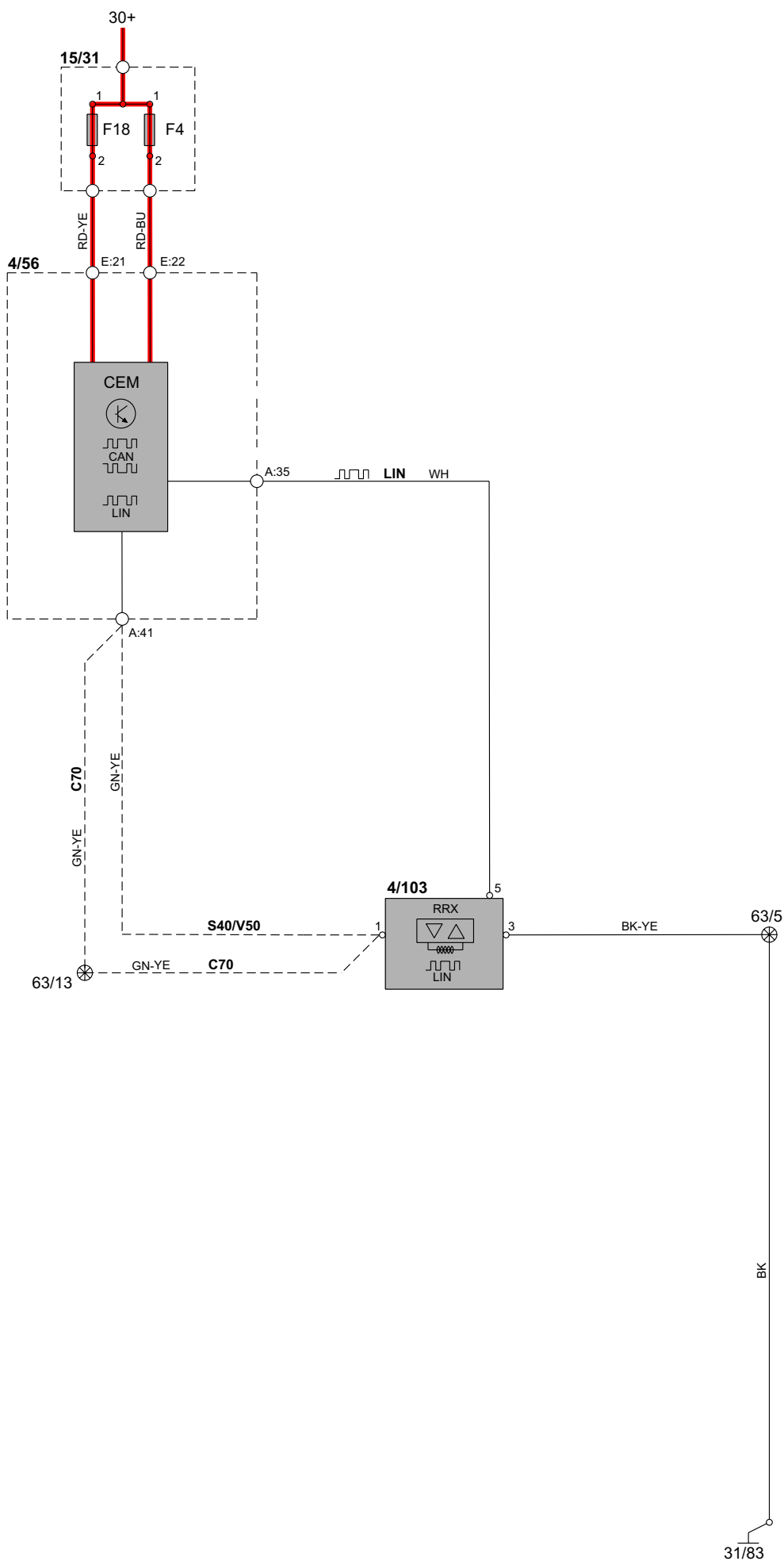
# Group 83 Doors and openings

## Central locking, fuel filler flap

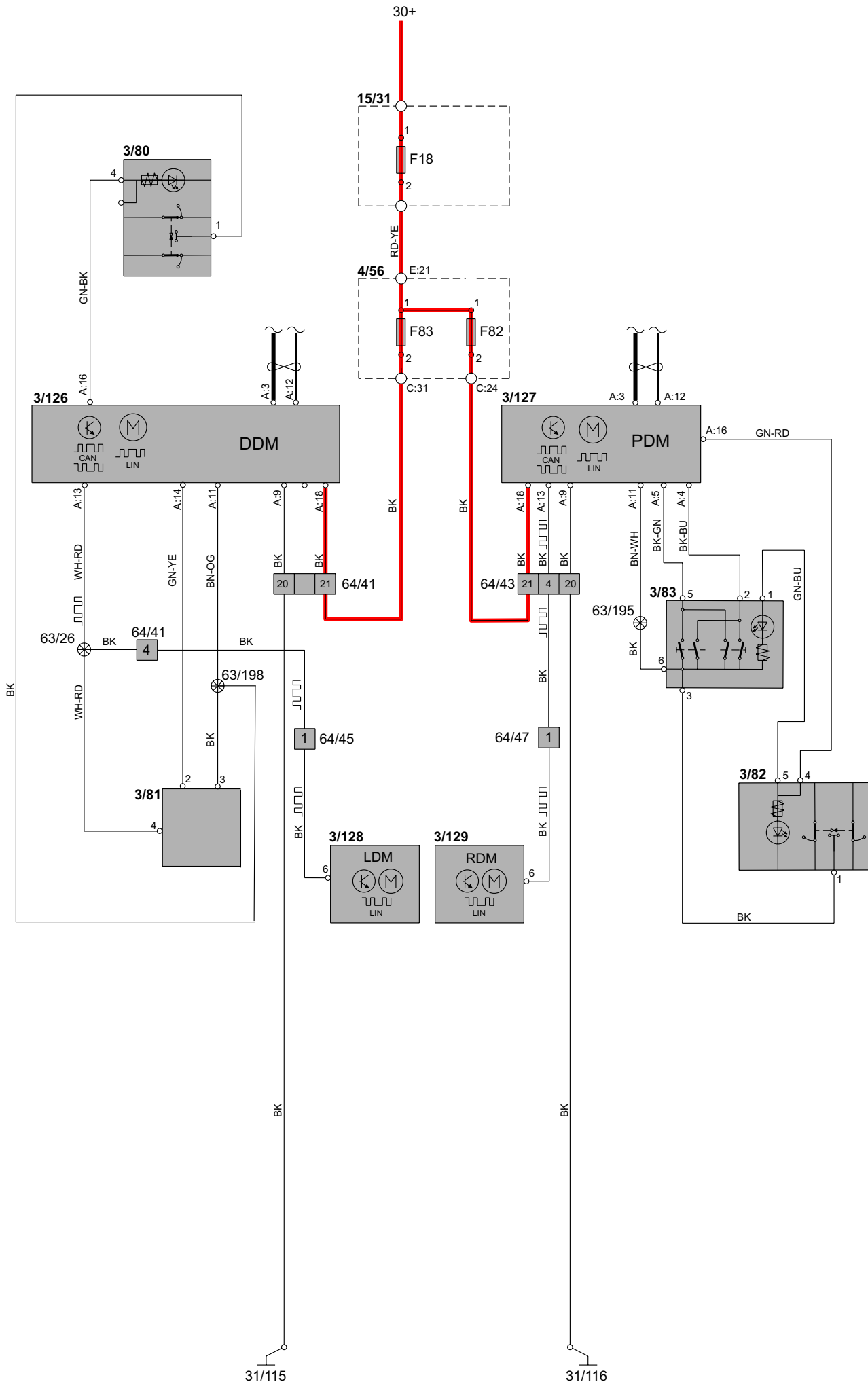


# Group 83 Doors and openings

## Signal receiver, remote-control, central locking

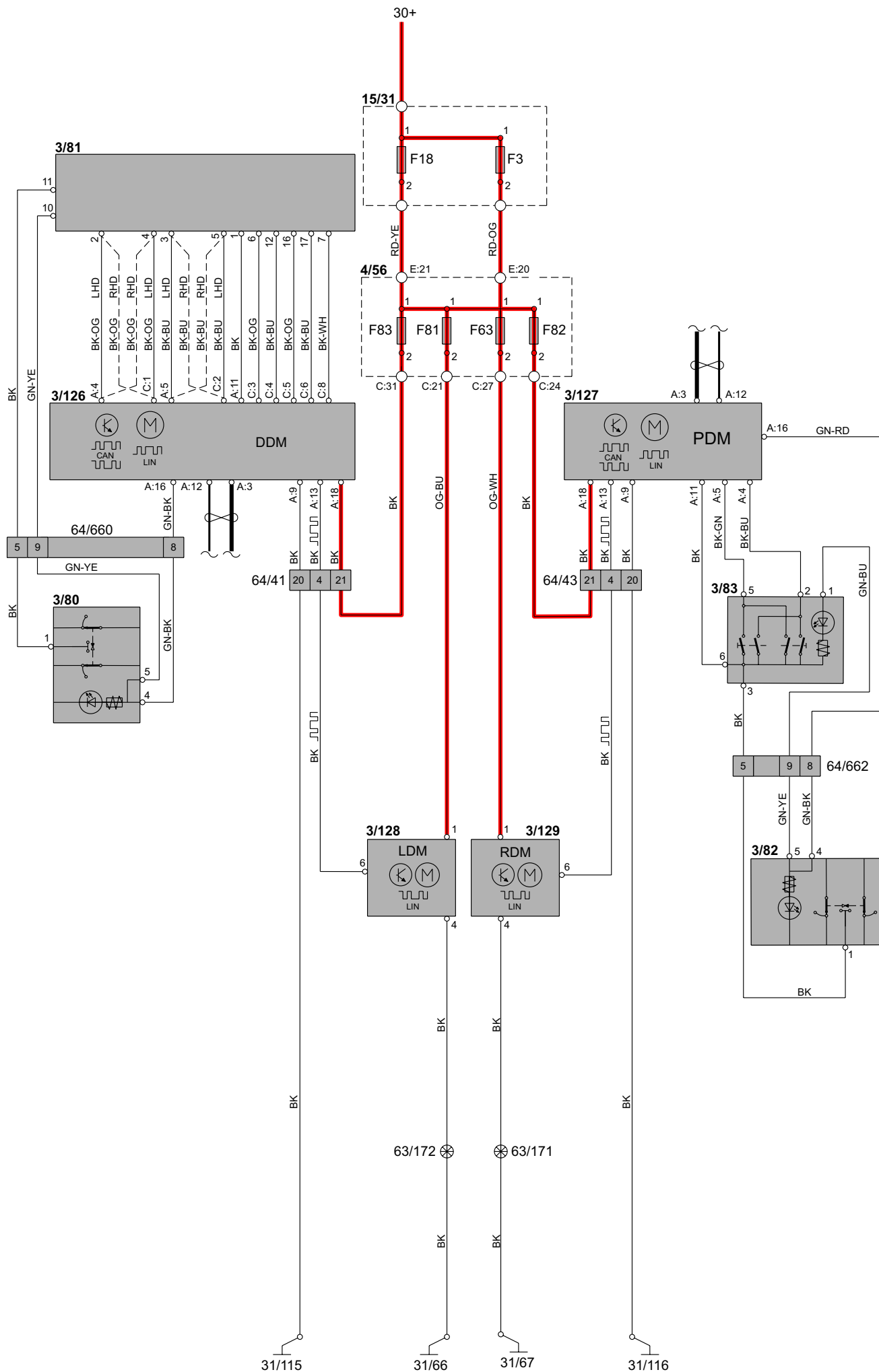


**Group 83 Doors and openings**  
**Power windows, front doors S40/V50**



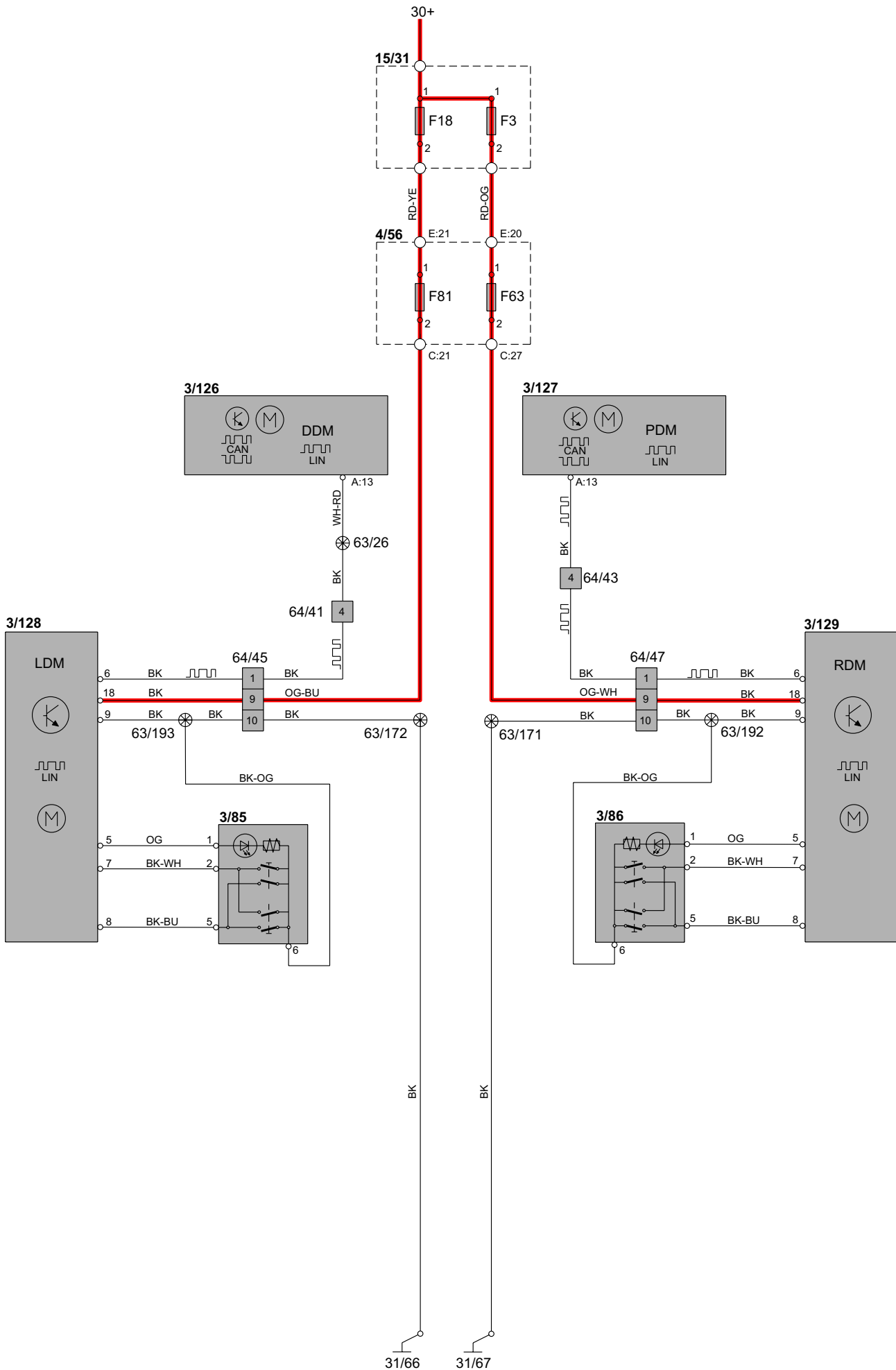
# Group 83 Doors and openings

## Power windows, front doors C70



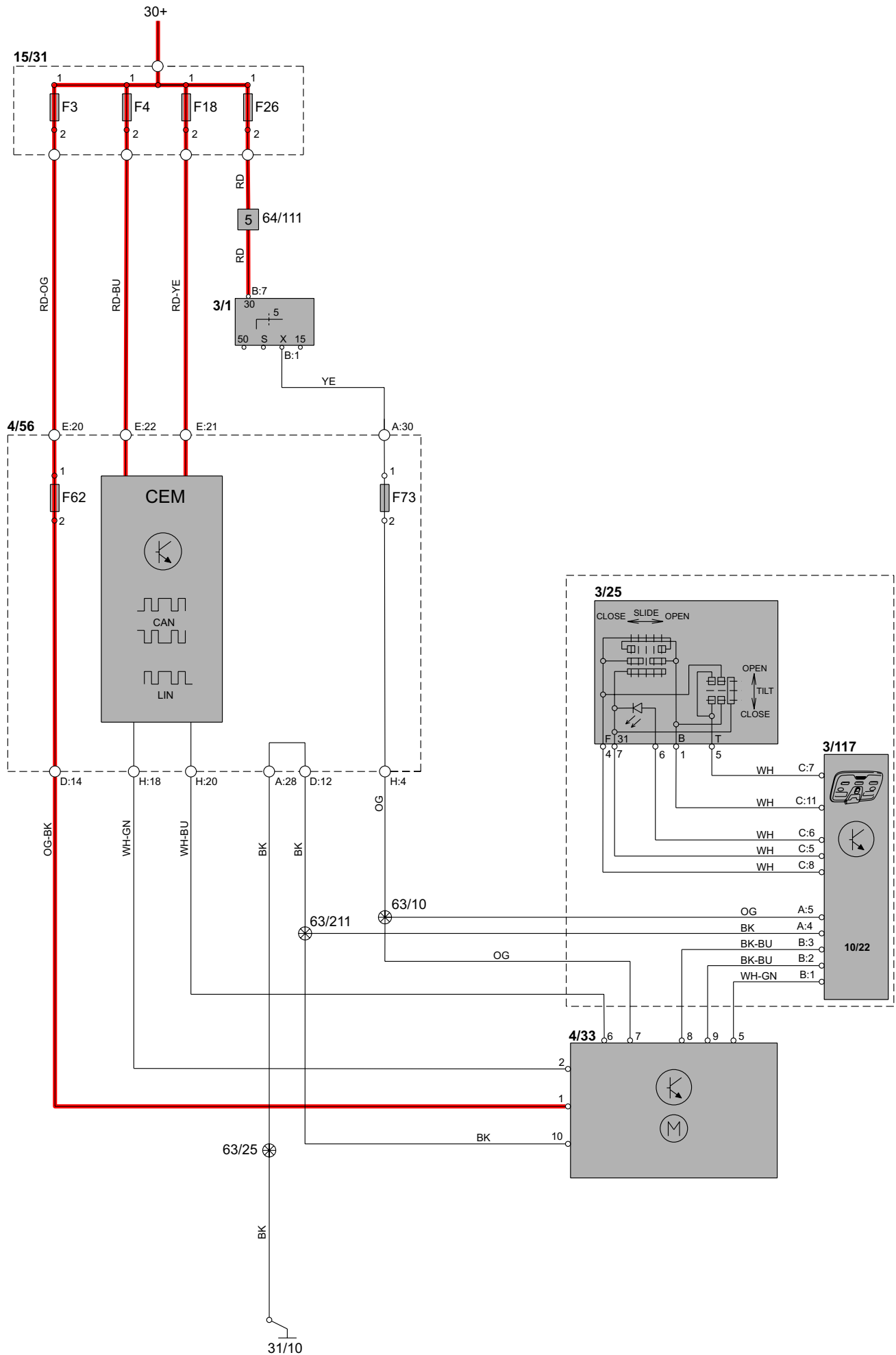
## Group 83 Doors and openings

### Power windows, rear doors S40/V50



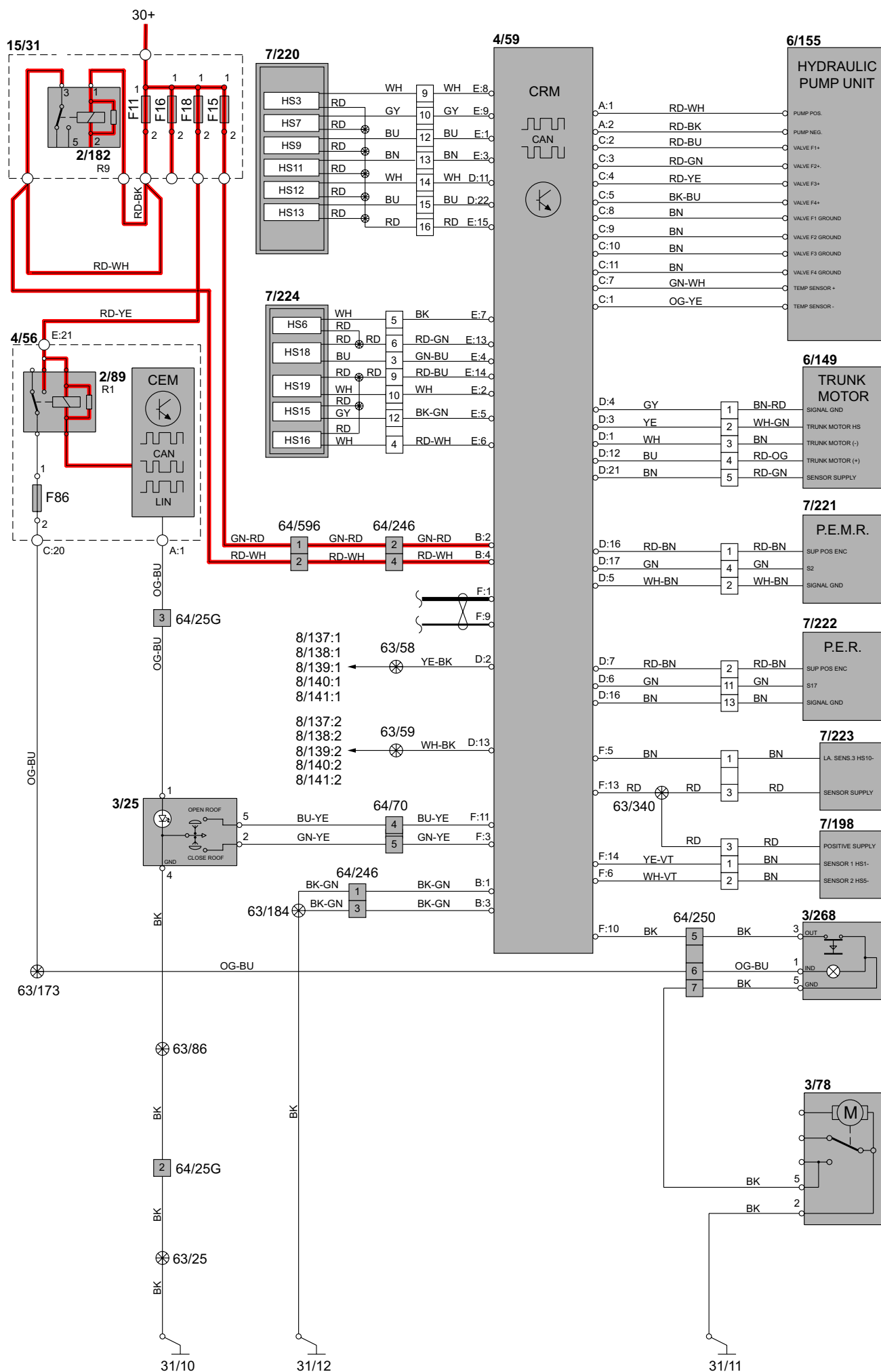
# Group 83 Doors and openings

## Power sunroof S40/V50



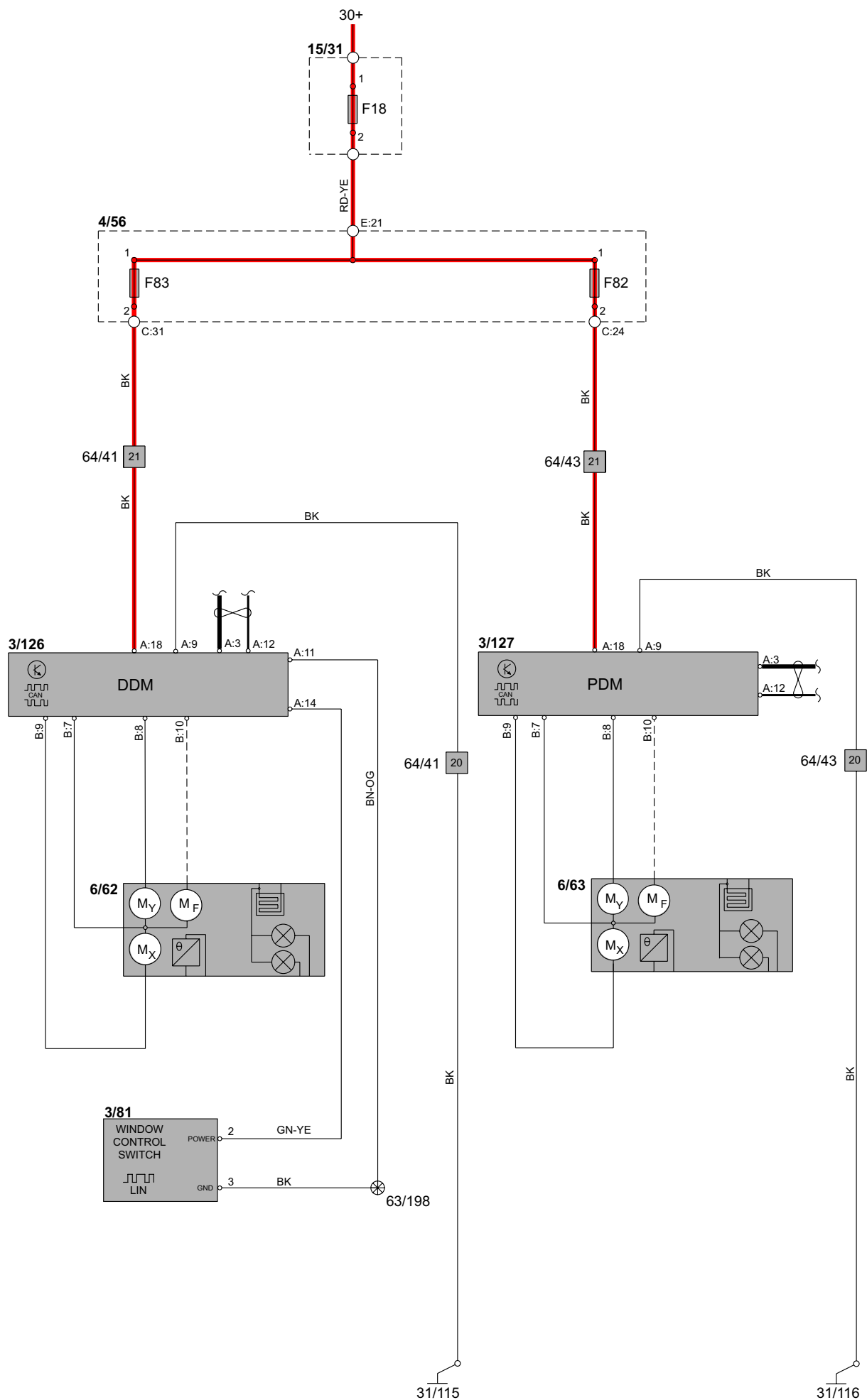
## Group 83 Doors and openings

### Power roof C70

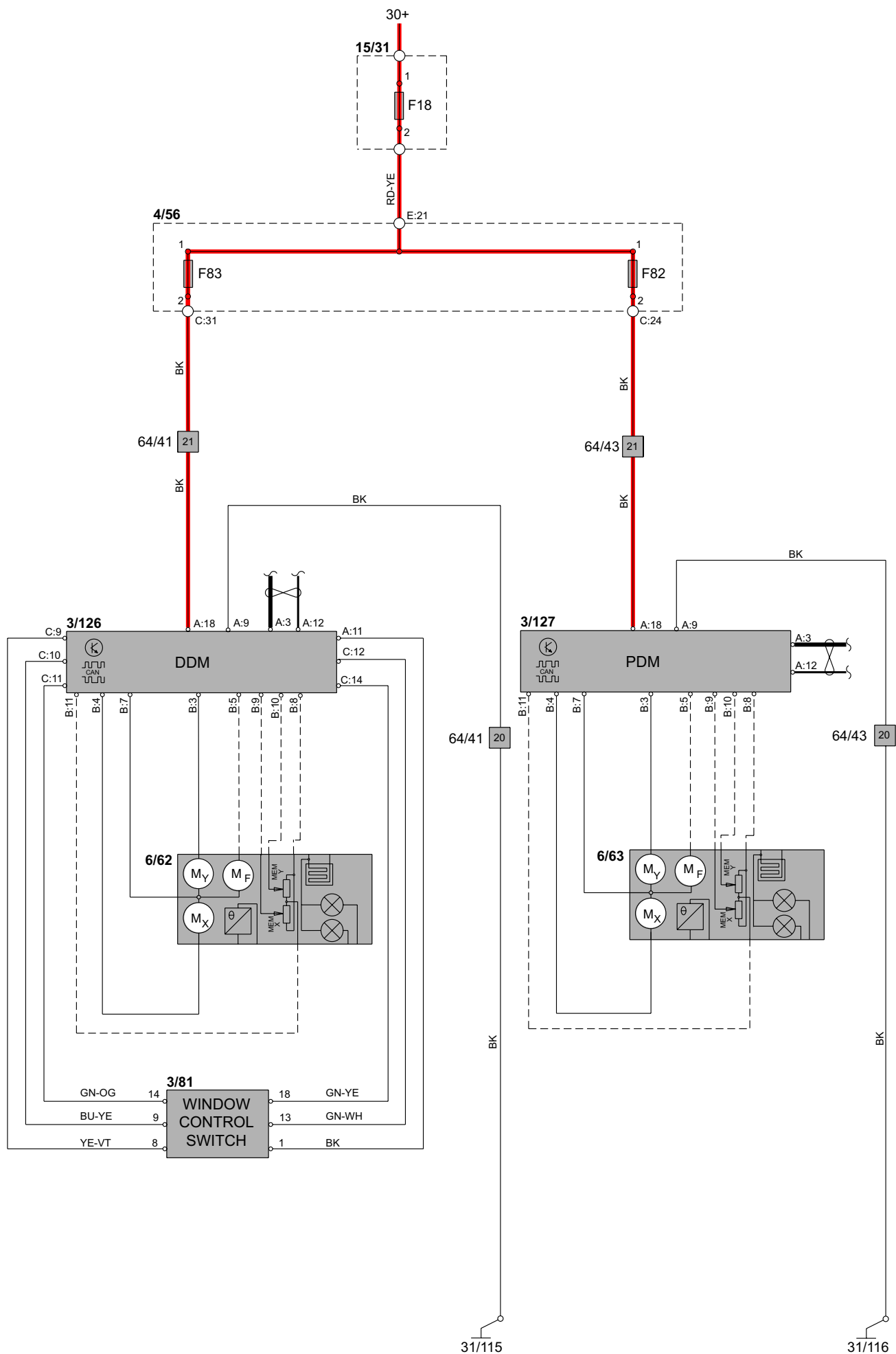




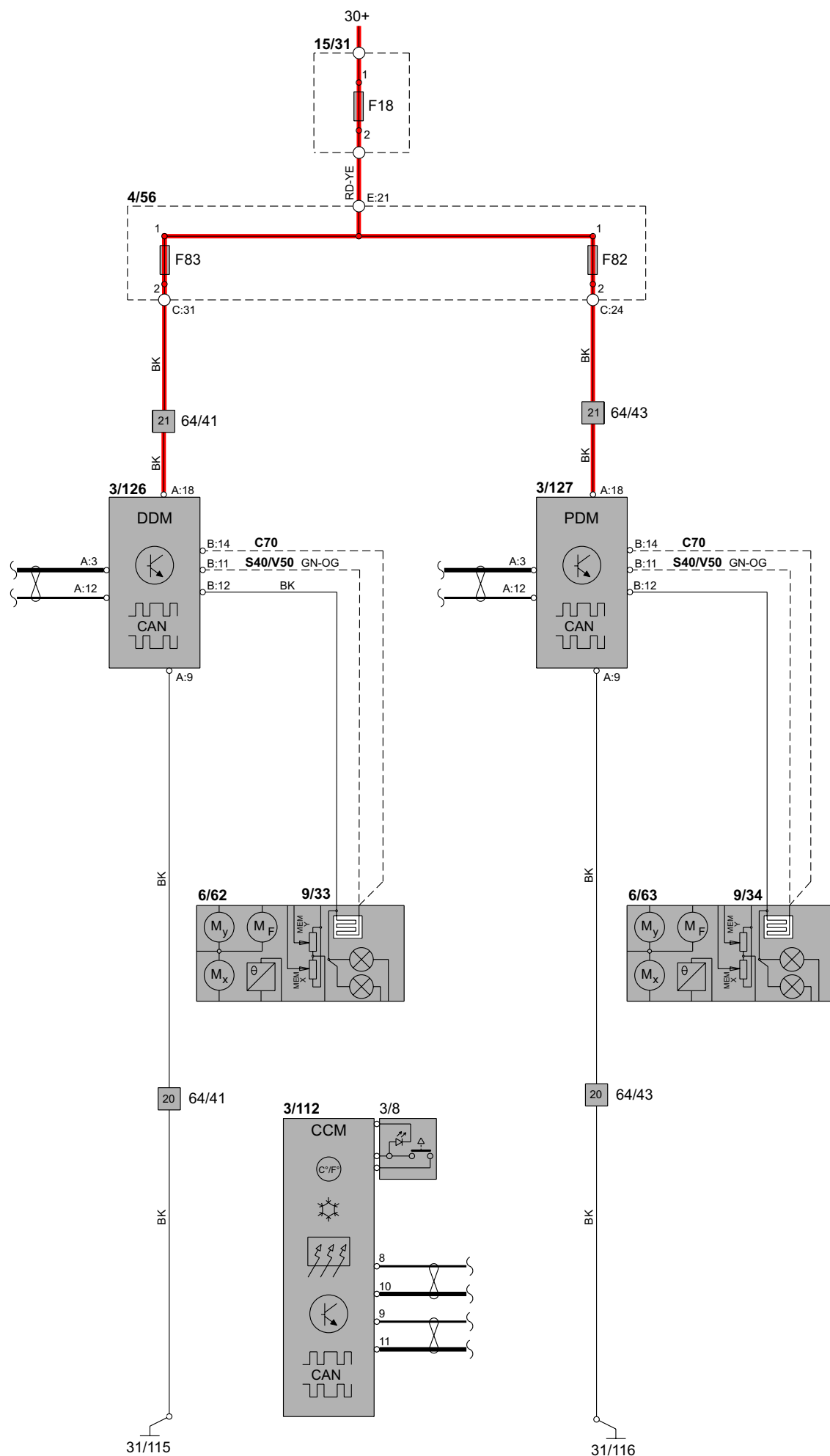
Group 84 Exterior decorative elements, etc.  
Power door mirrors S40/V50



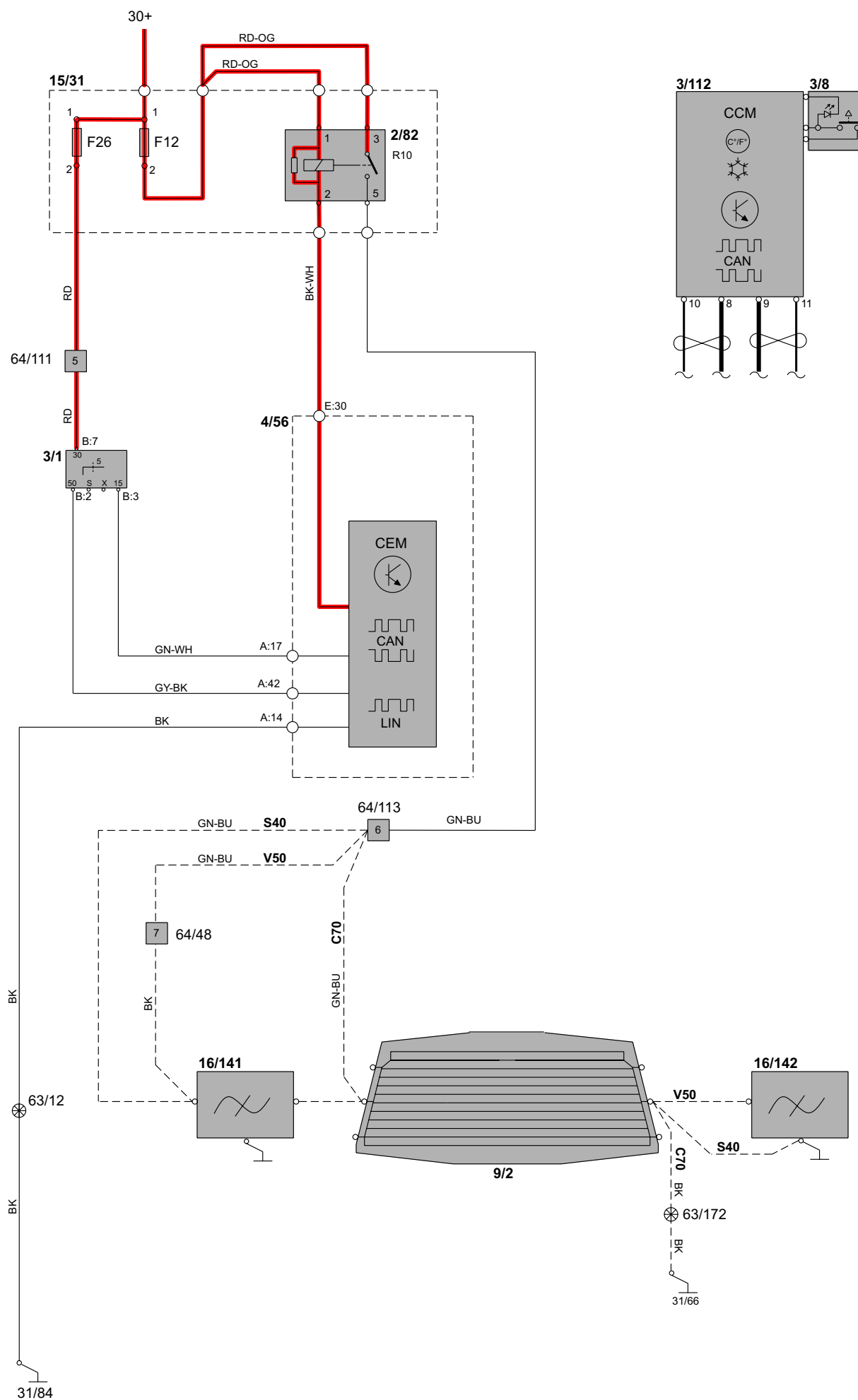
# Group 84 Exterior decorative elements, etc. Power door mirrors C70



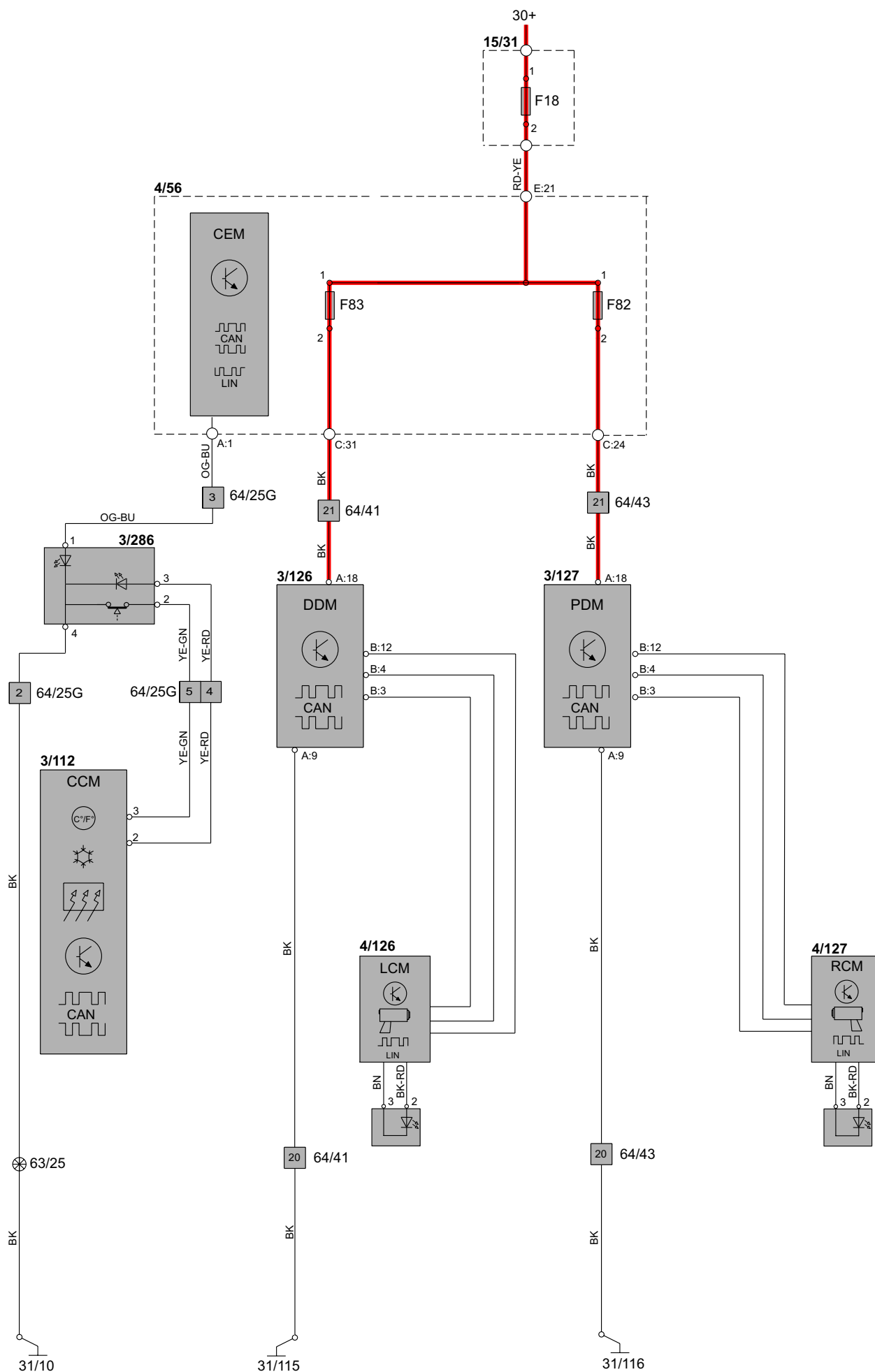
# Group 84 Exterior decorative elements, etc. Heated door mirrors



# Group 84 Exterior decorative elements, etc. Heated rear window

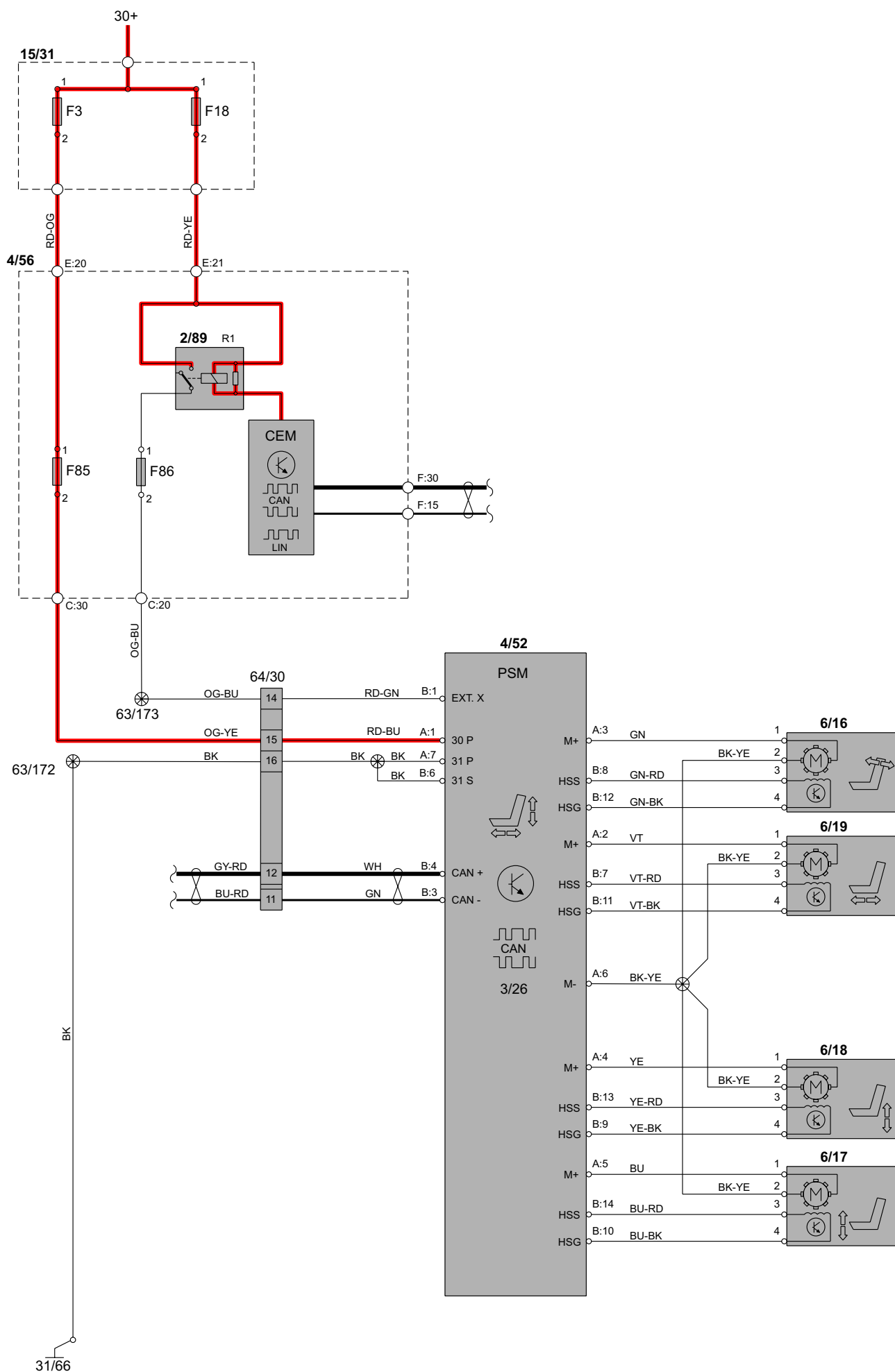


**Group 84 Exterior decorative elements, etc.**  
**Blind Spot Information System**



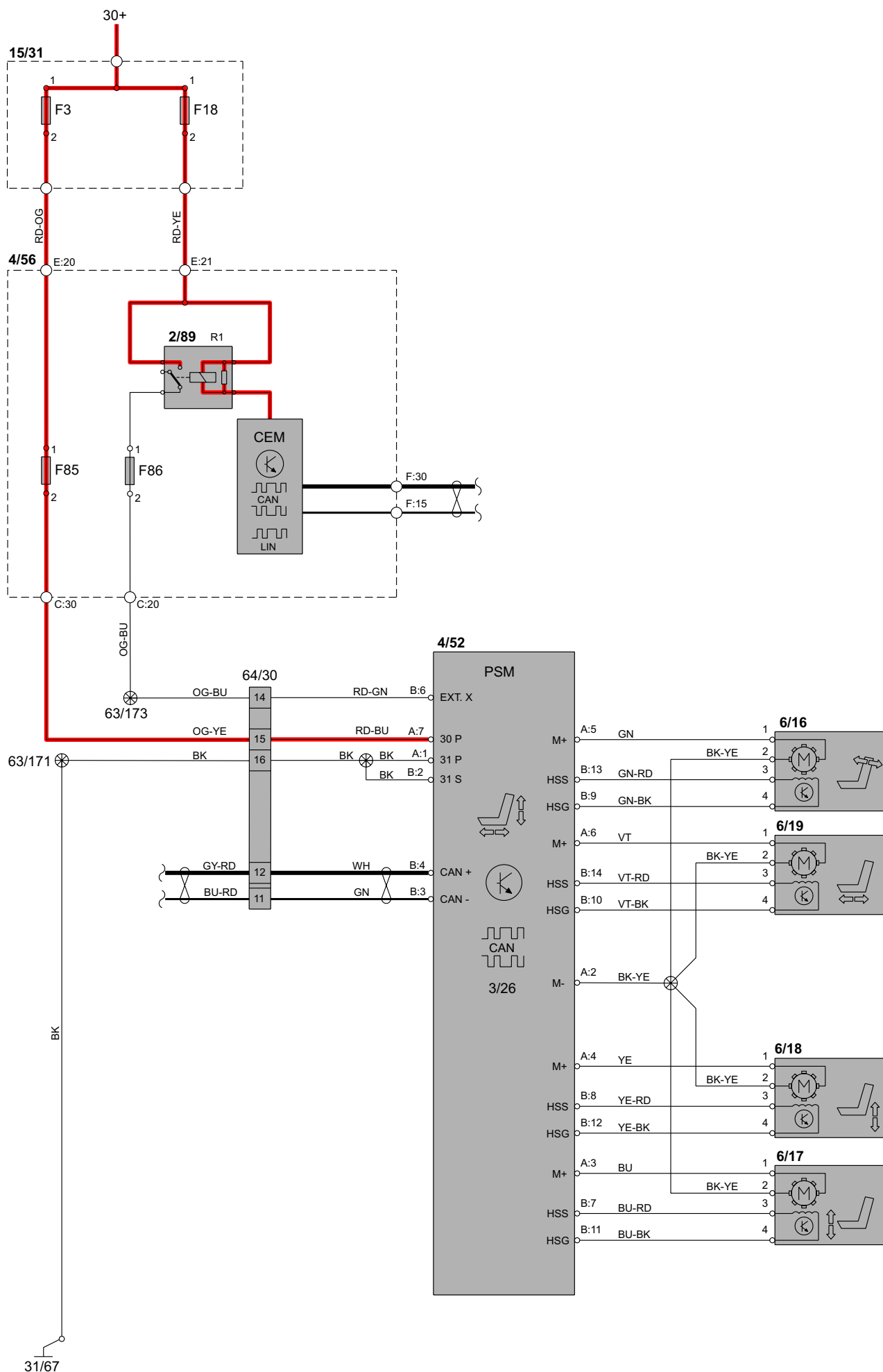
## Group 85 Interior equipment

### Power driver's seat with memory function LHD S40/V50



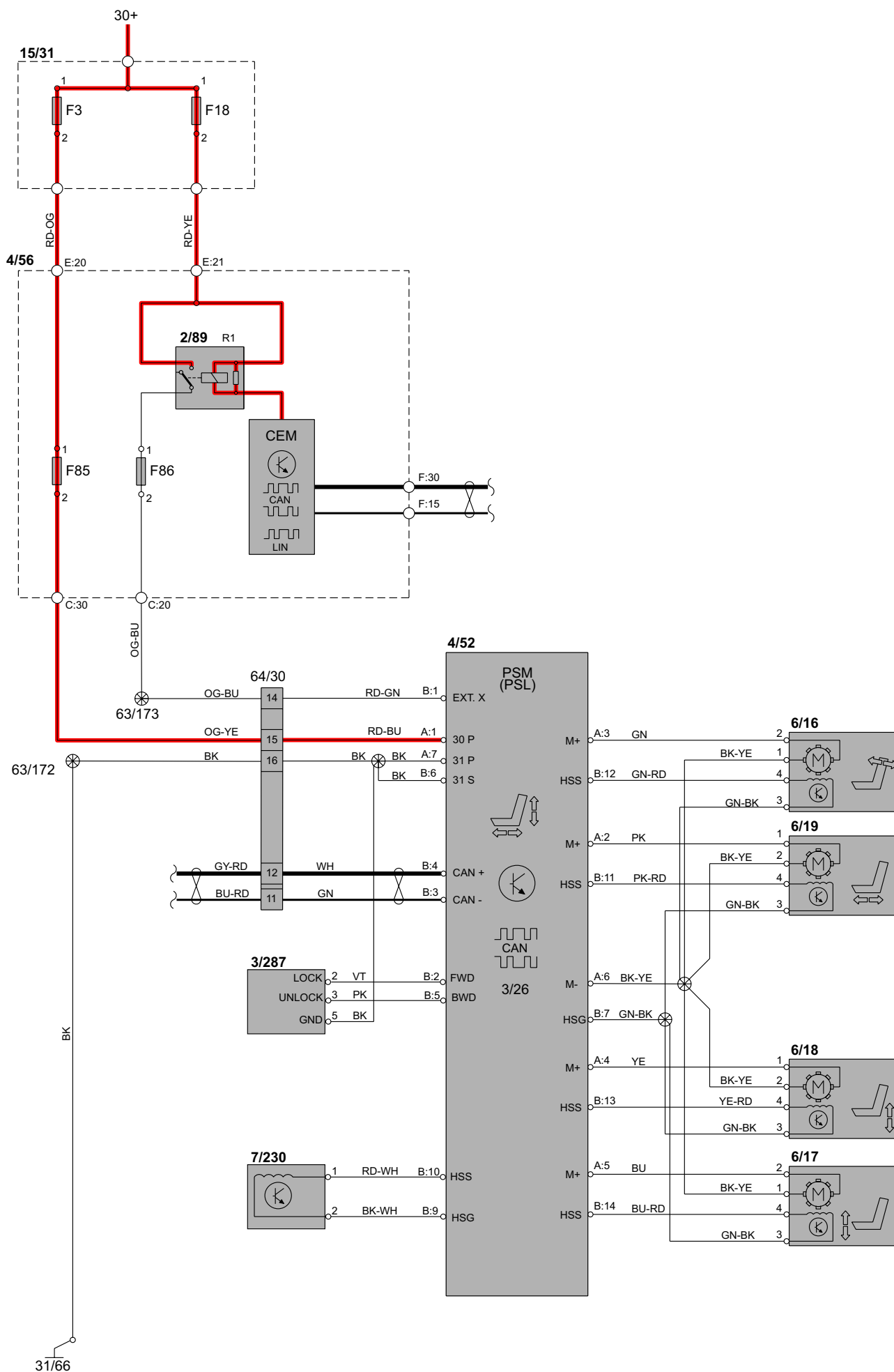
## Group 85 Interior equipment

### Power driver's seat with memory function RHD S40/V50



# Group 85 Interior equipment

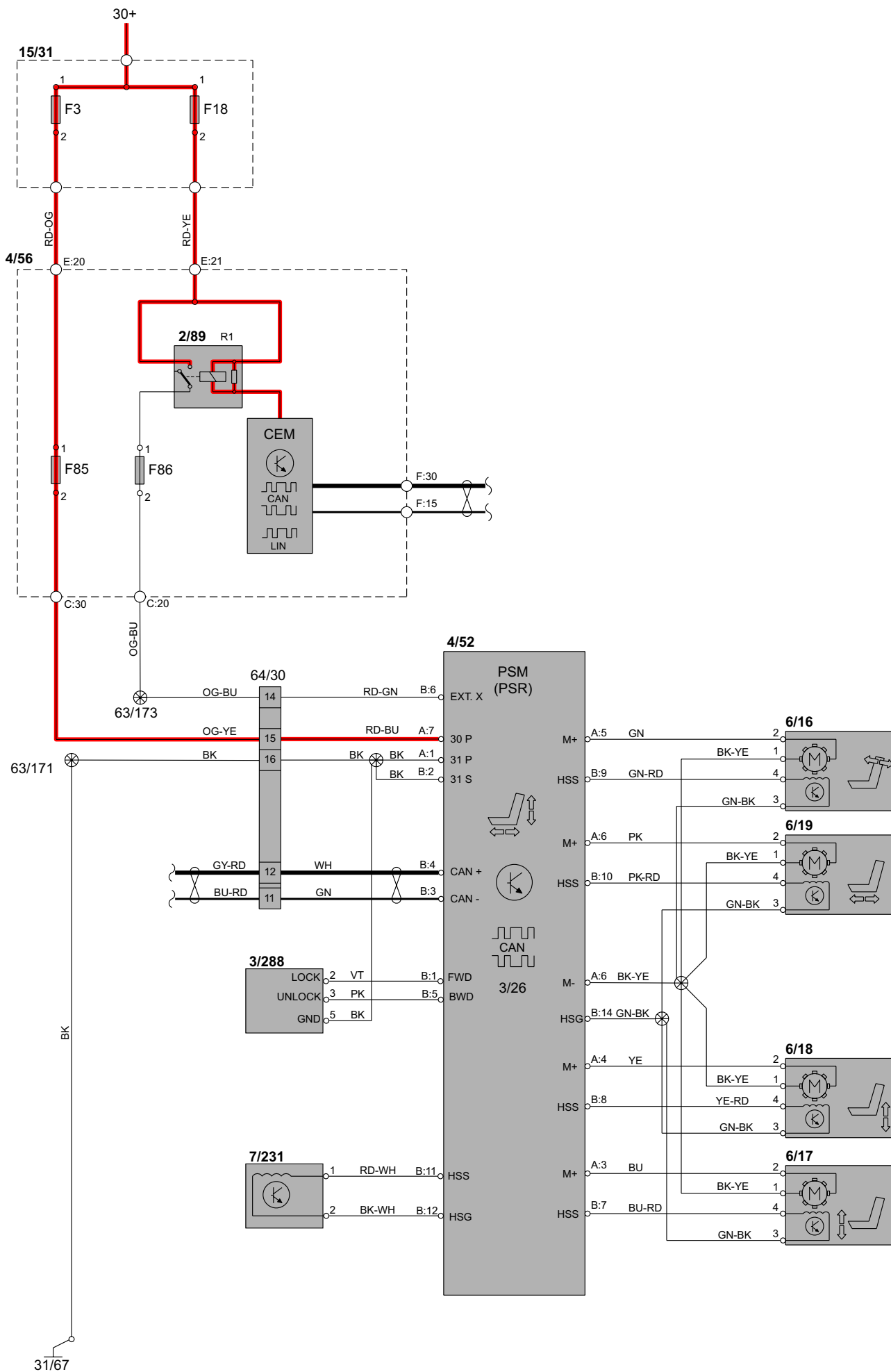
## Power driver's seat with memory function LHD C70





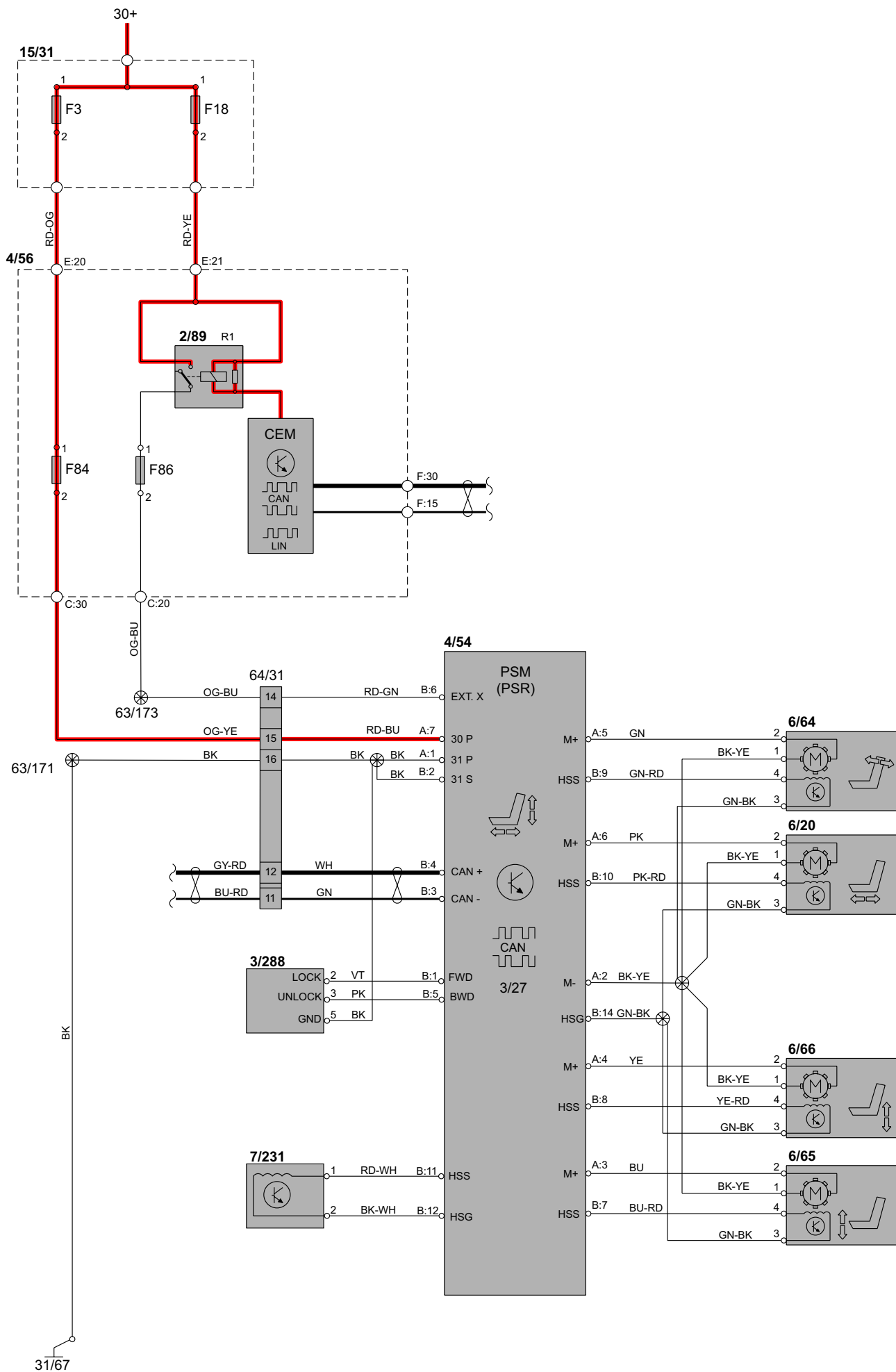
# Group 85 Interior equipment

## Power driver's seat with memory function RHD C70



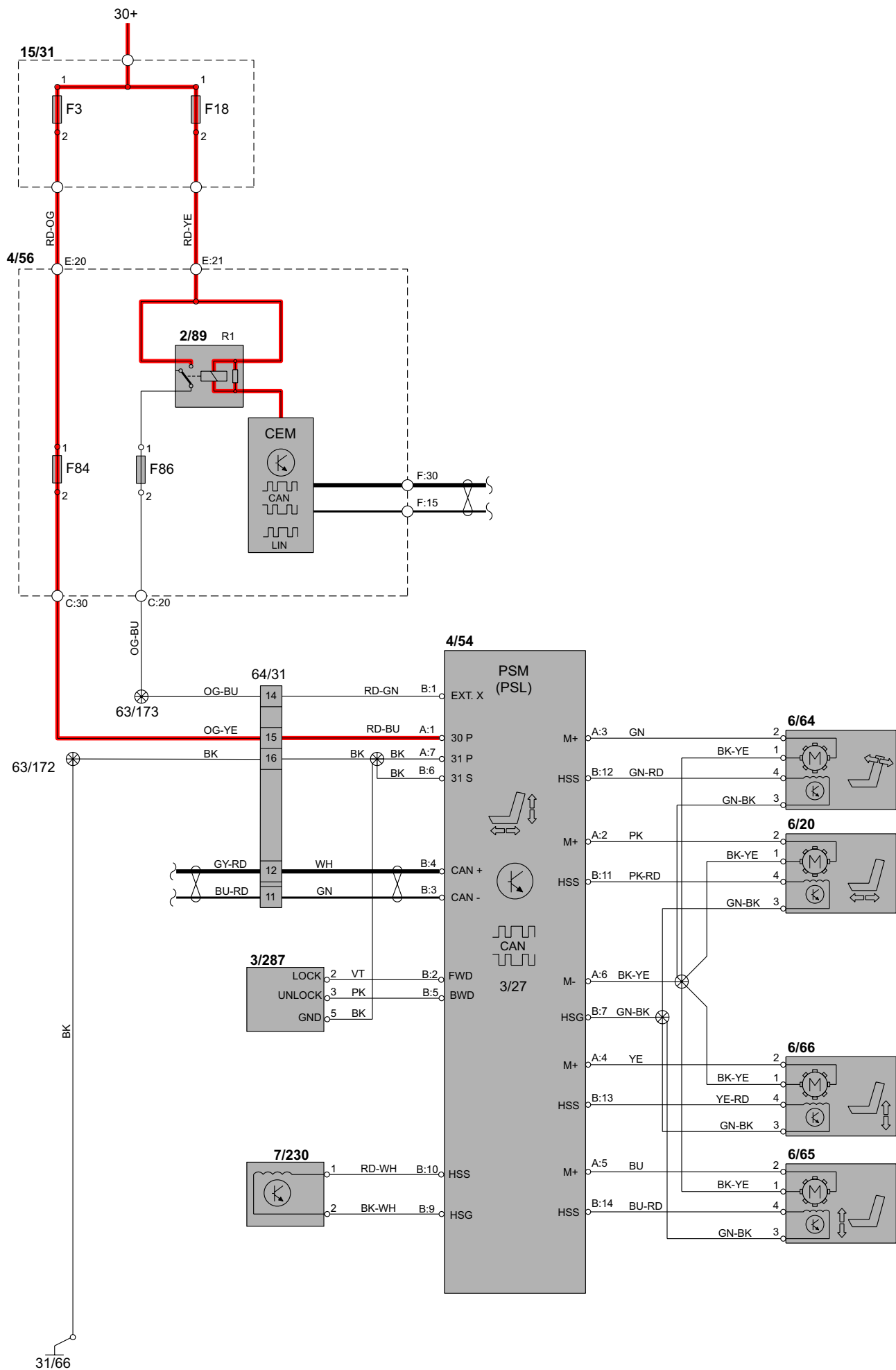
# Group 85 Interior equipment

## Power passenger seat with memory function LHD C70



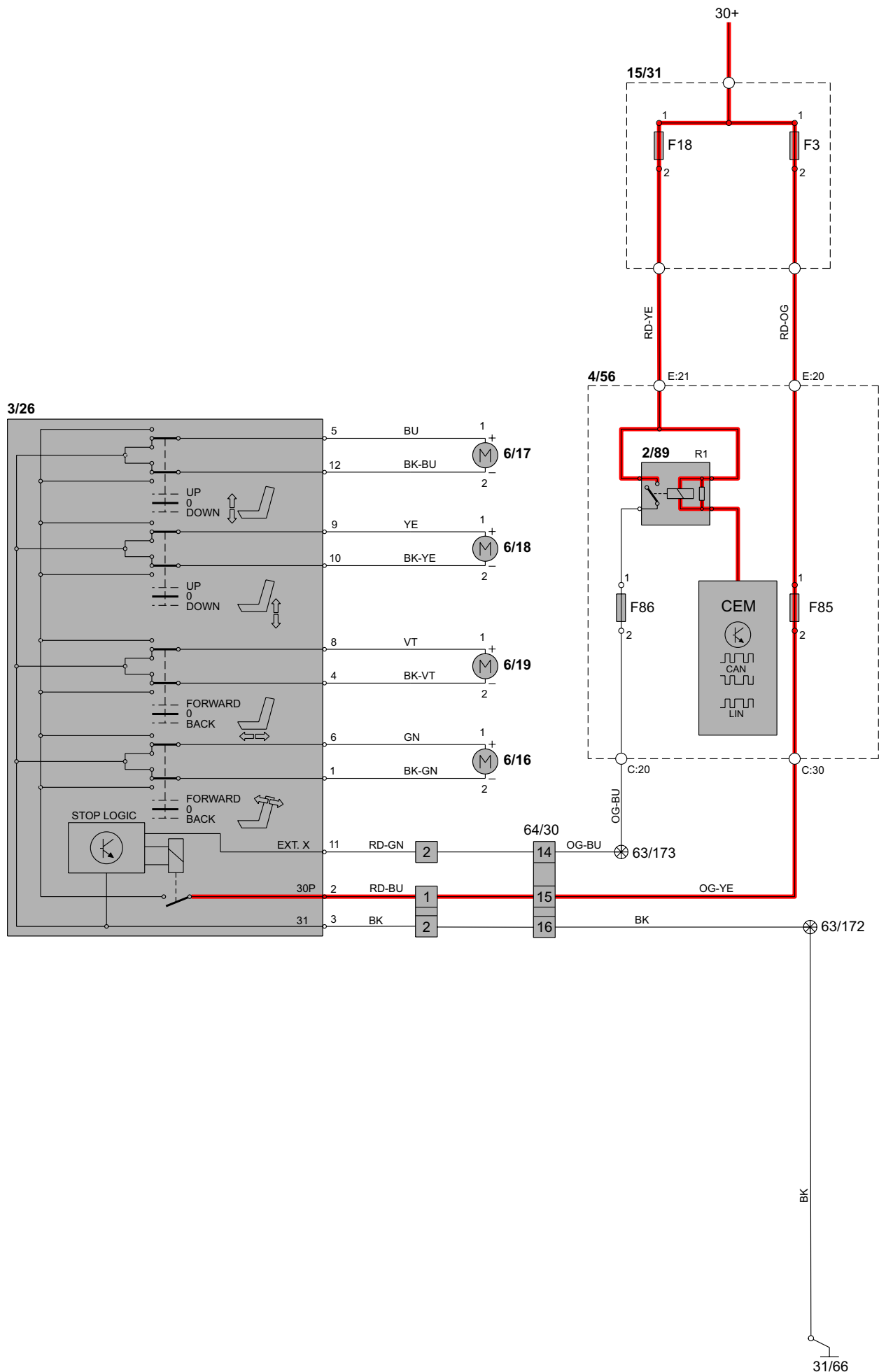
# Group 85 Interior equipment

## Power passenger seat with memory function RHD C70



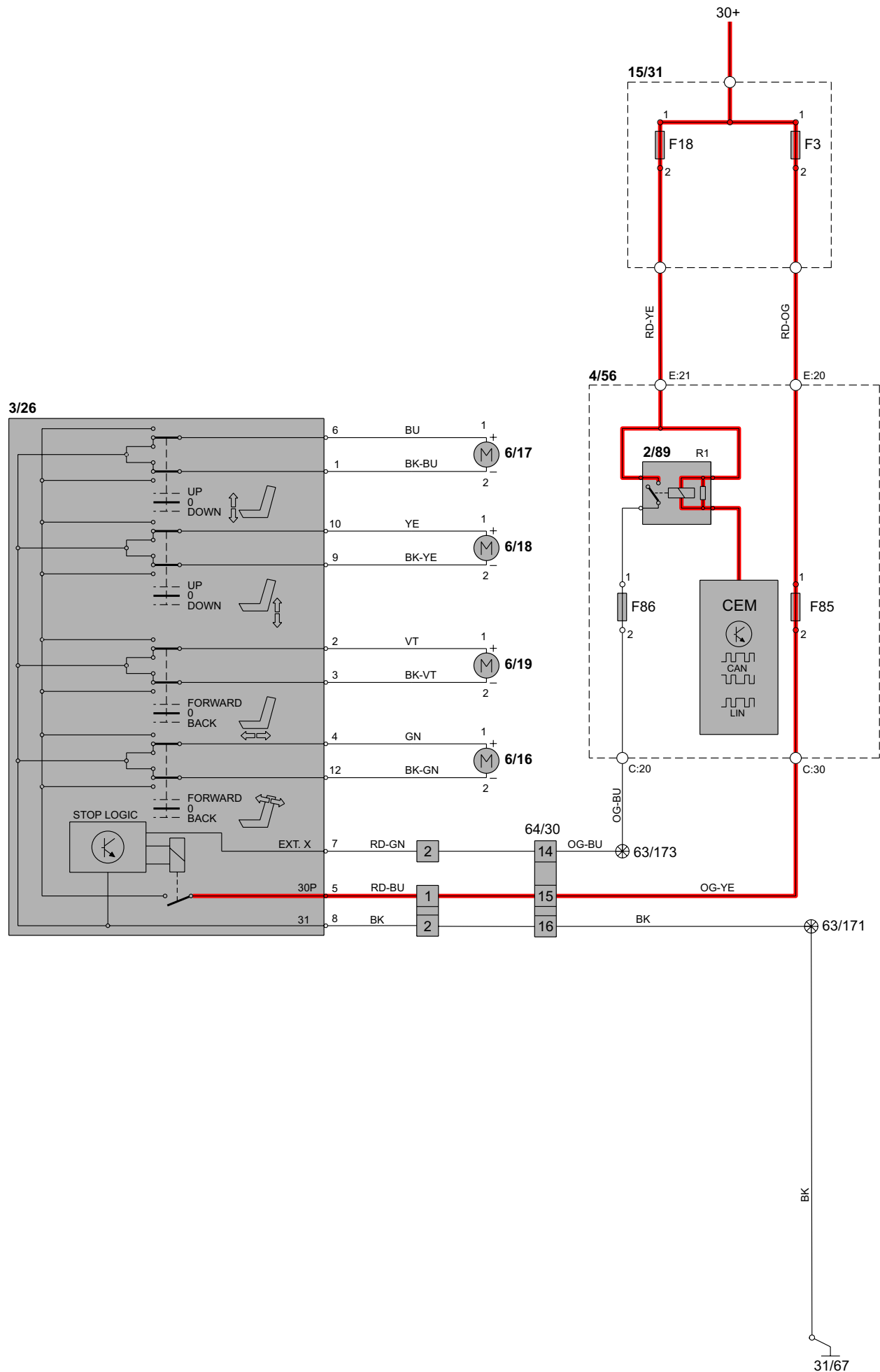
# Group 85 Interior equipment

## Power driver's seat LHD



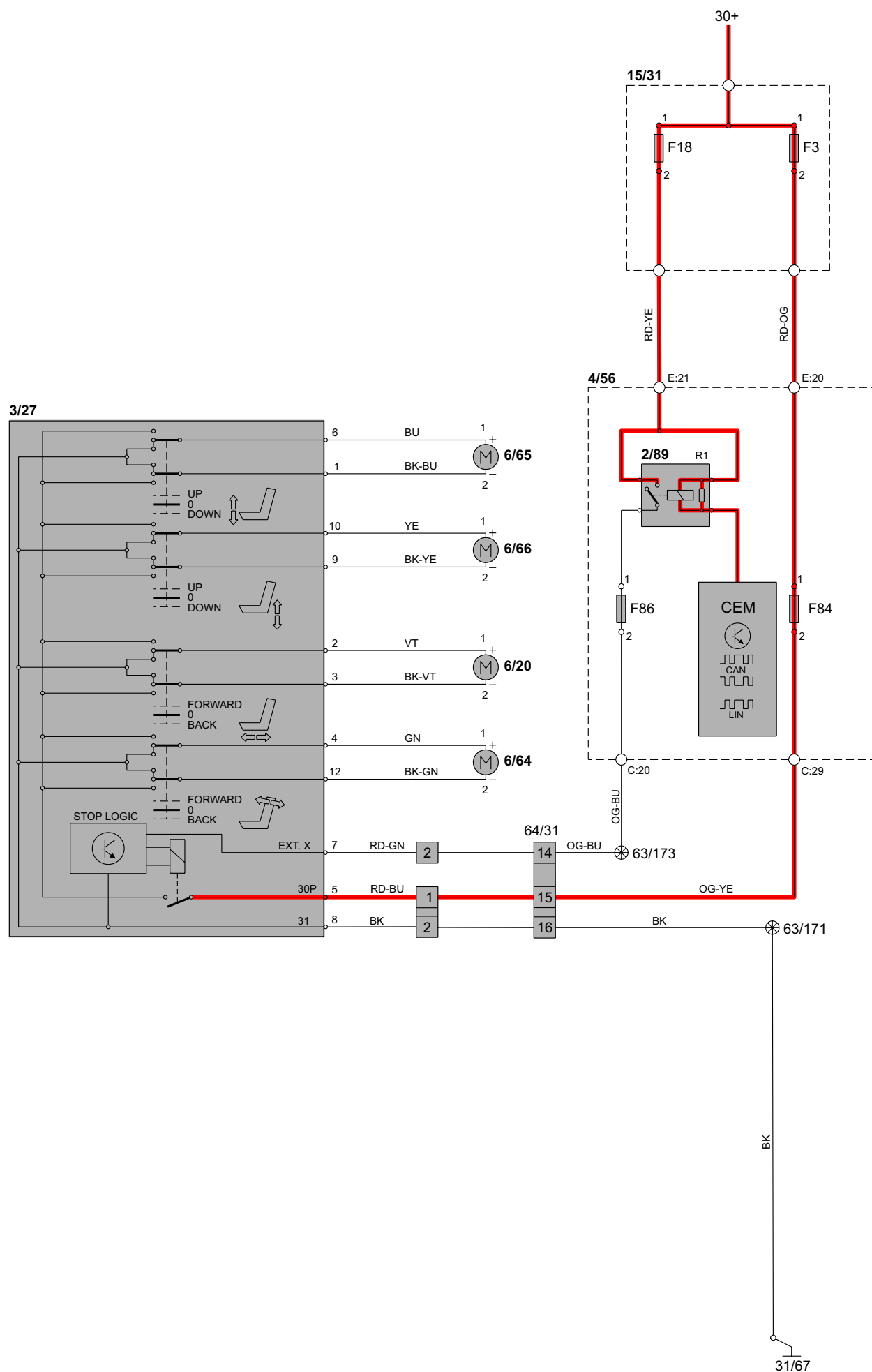
# Group 85 Interior equipment

## Power driver's seat RHD

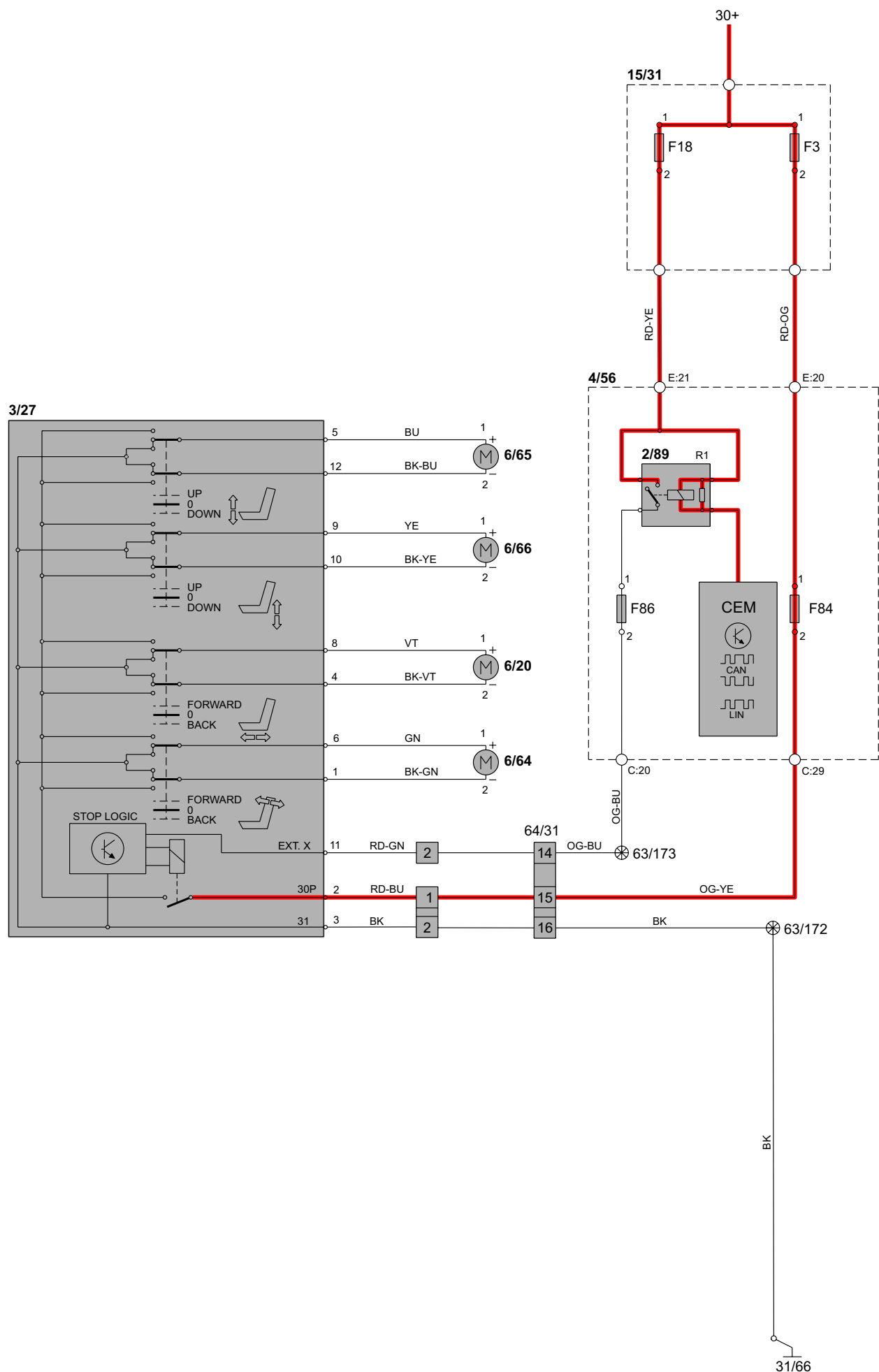


# Group 85 Interior equipment

## Power passenger seat LHD

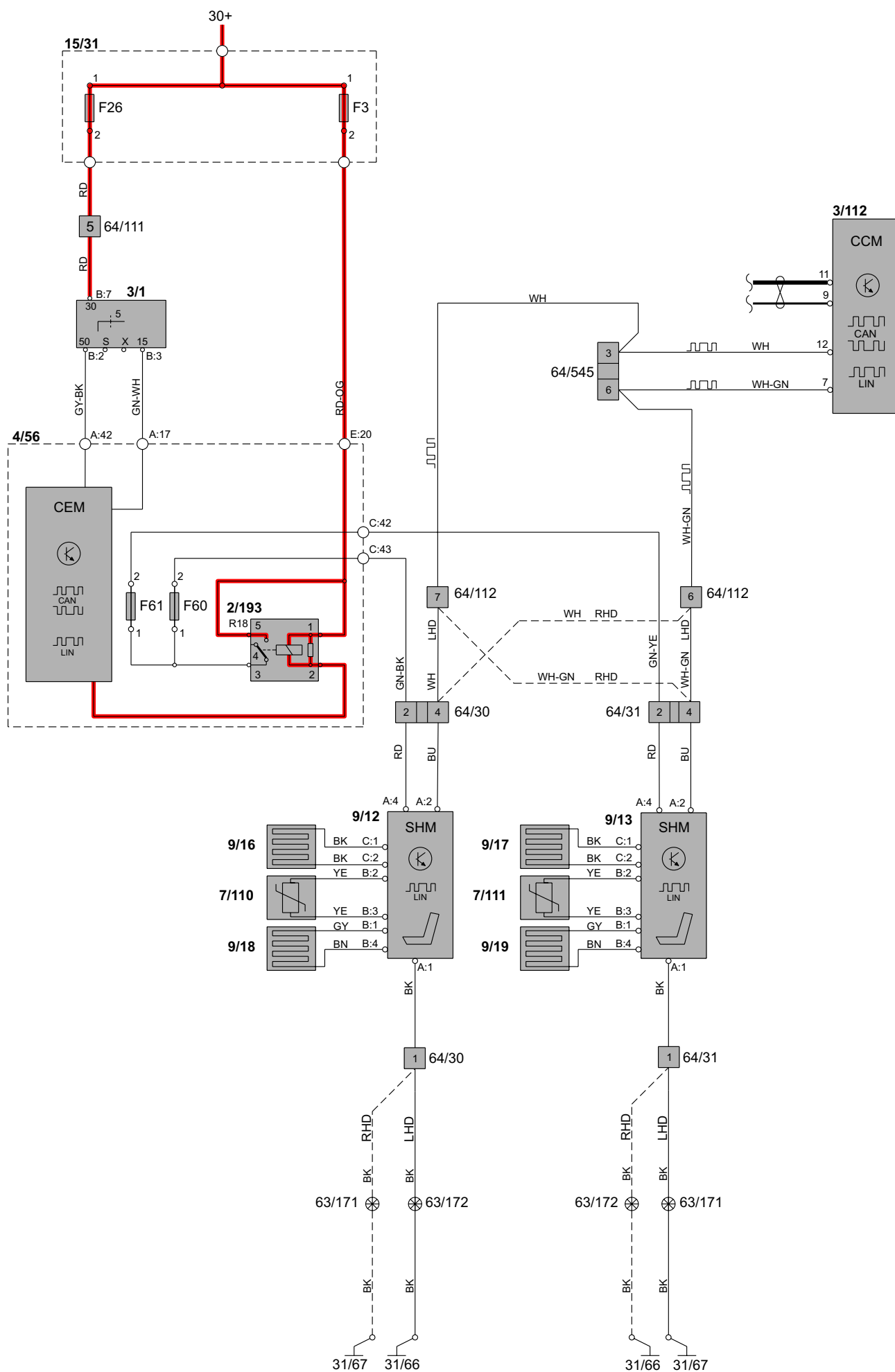


**Group 85 Interior equipment**  
**Power passenger seat RHD**



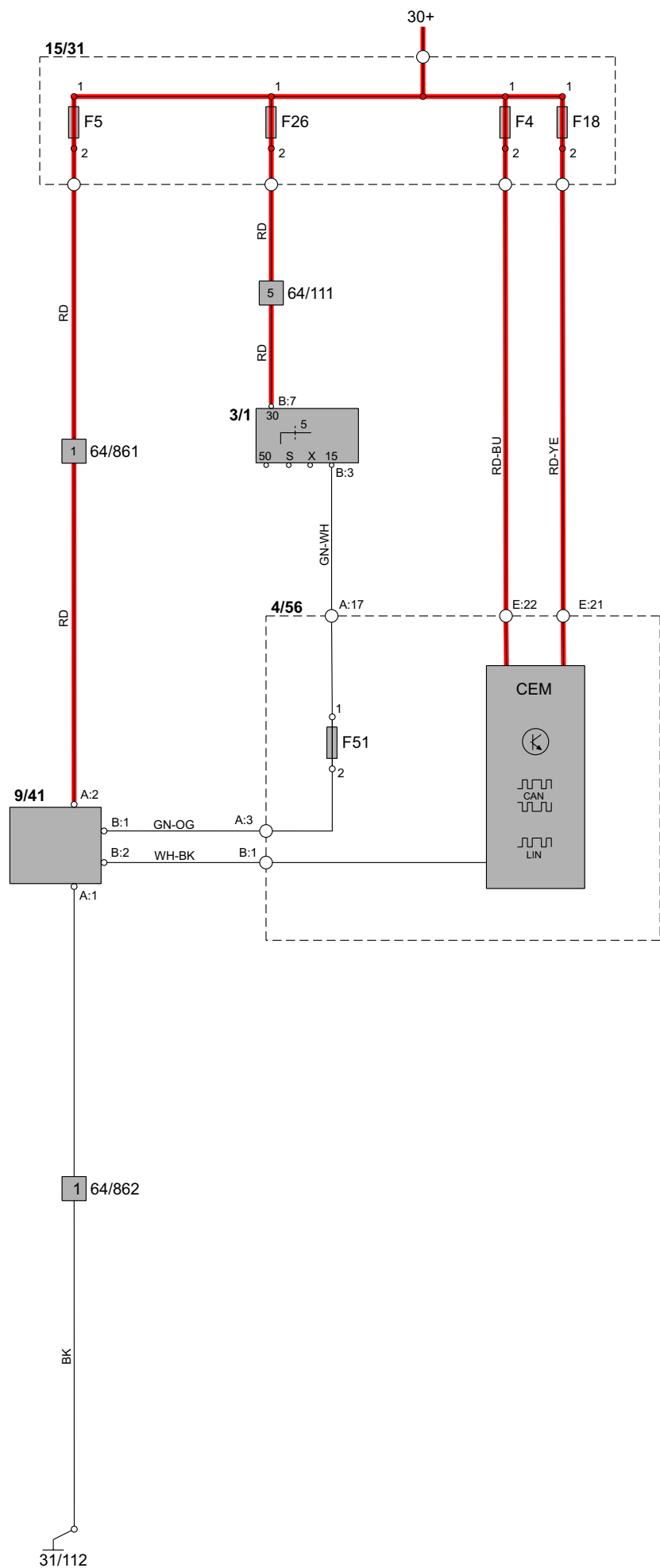
## Group 85 Interior equipment

### Heated seats

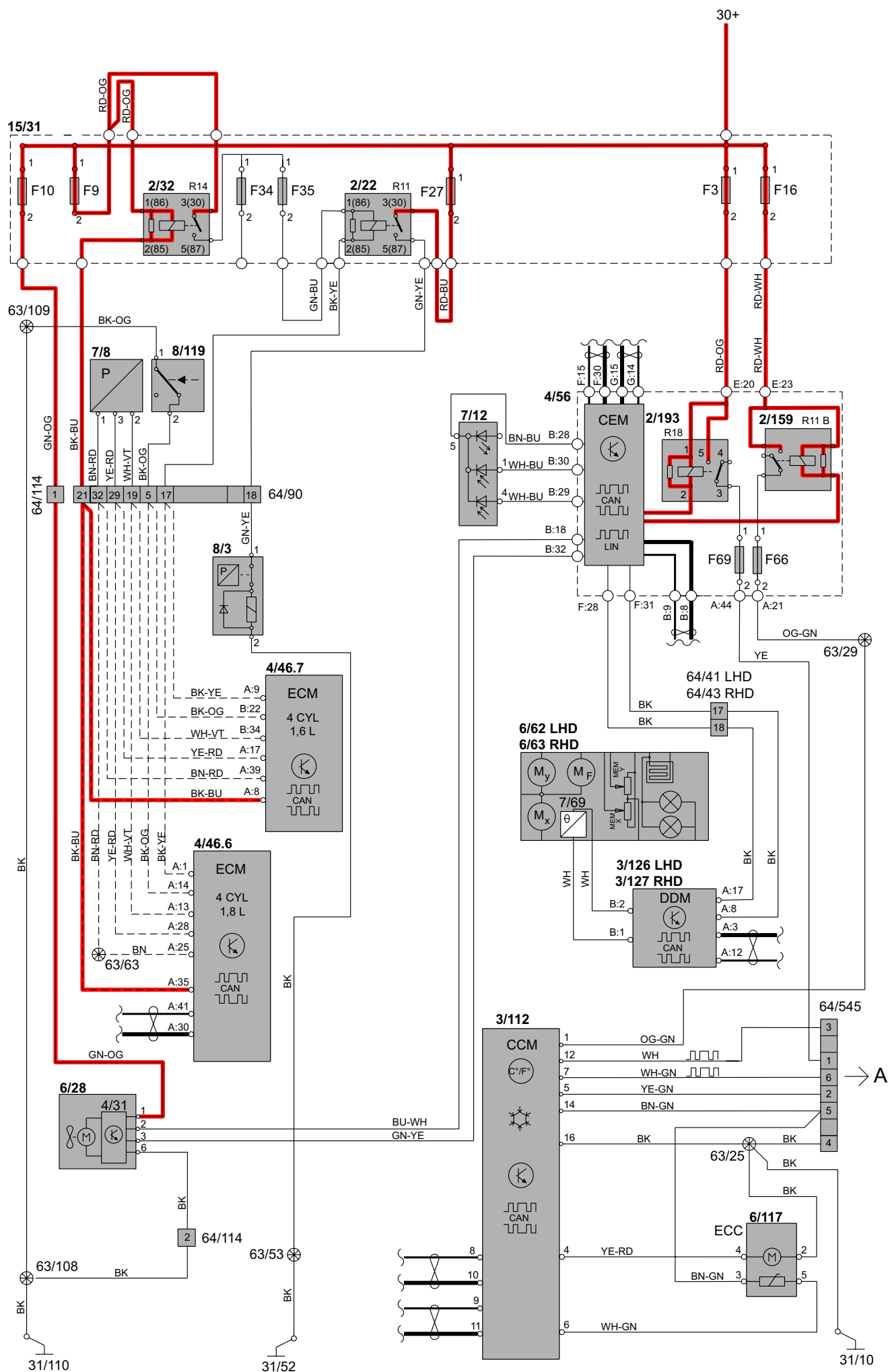




Group 87 Climate control system  
Climate control system PTC element

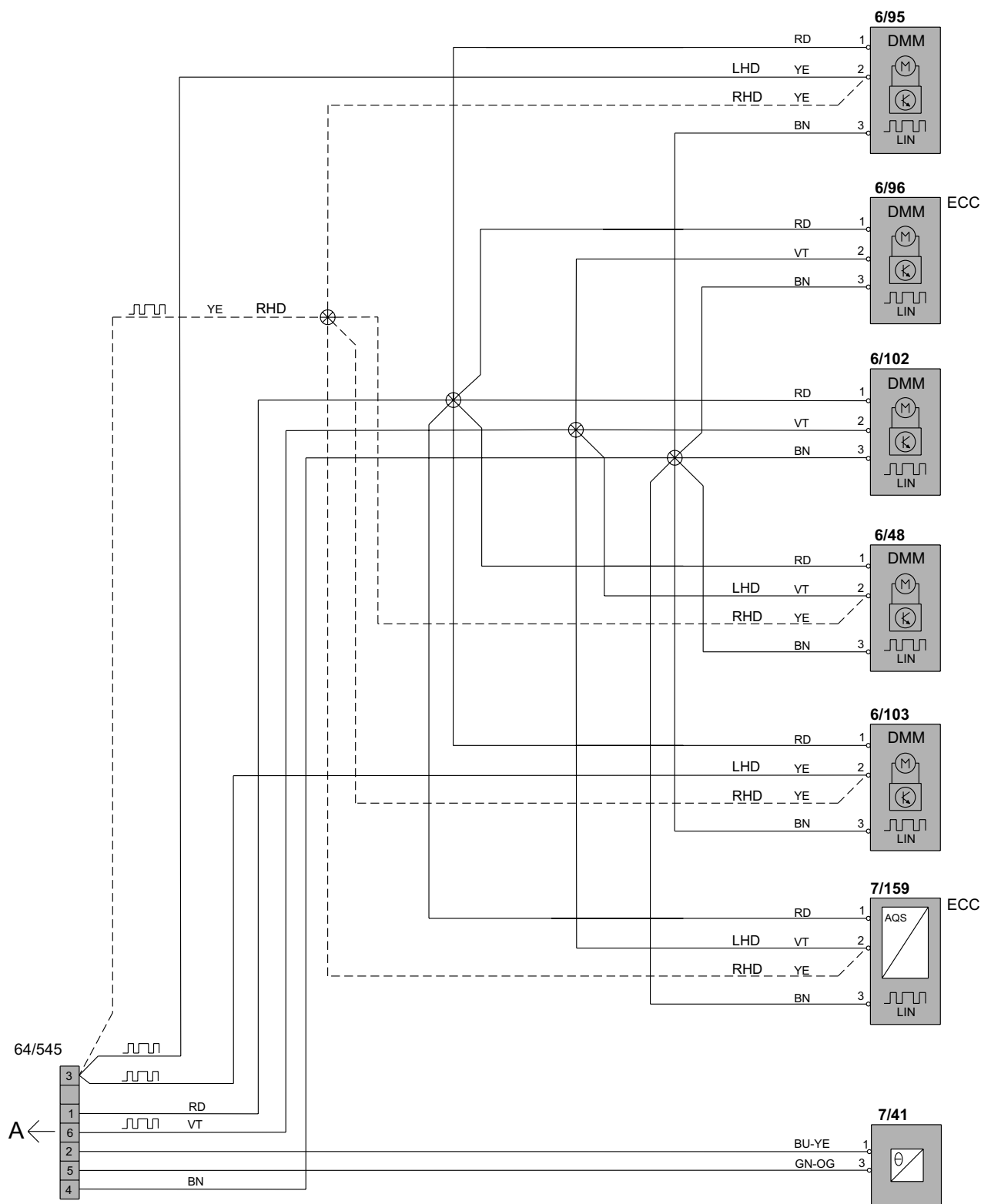


**Group 87 Climate control system**  
**Climate control system, 4-cyl. Gasoline 1:2**



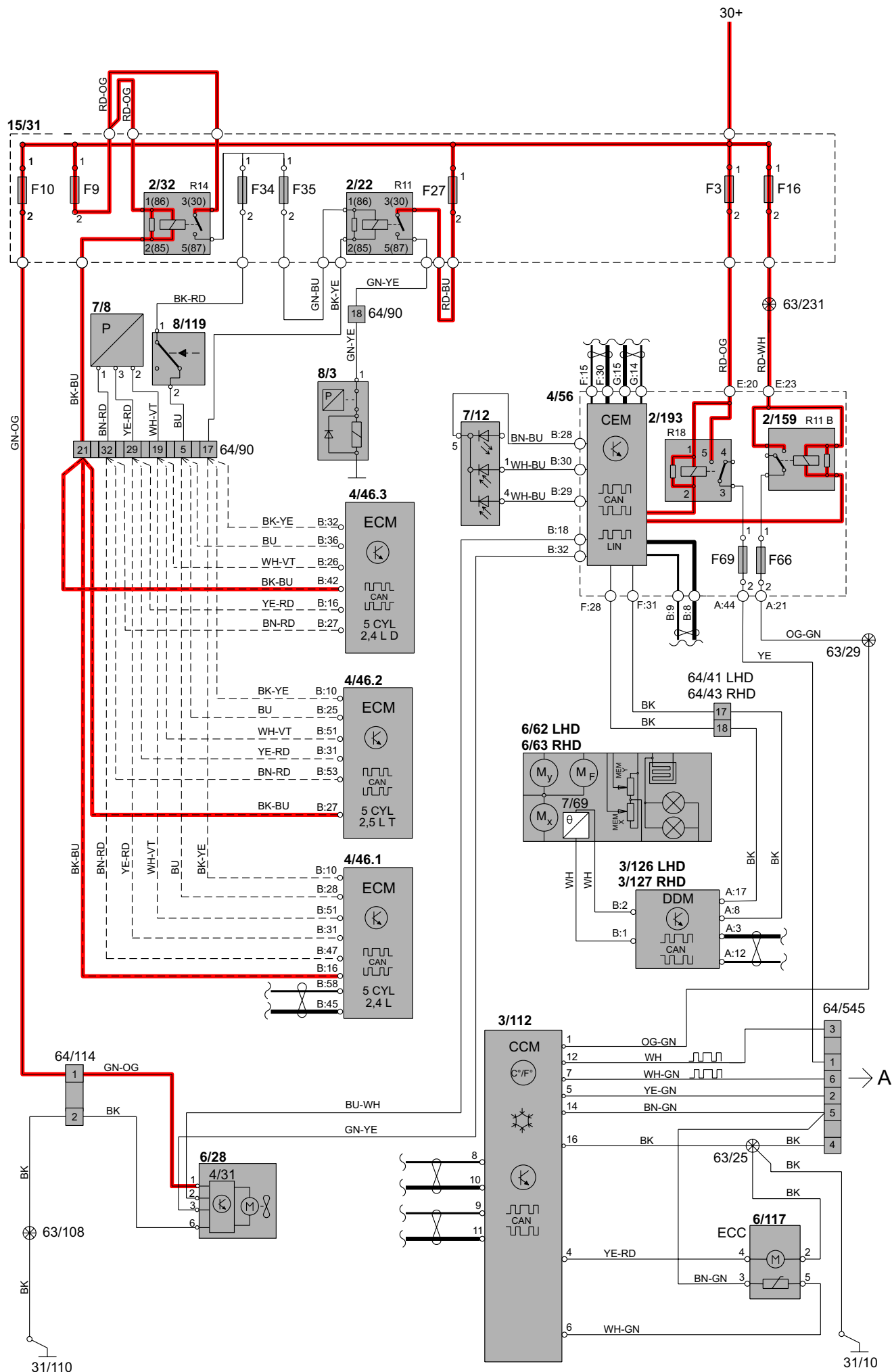
# Group 87 Climate control system

## Climate control system, 4-cyl. Gasoline 2:2

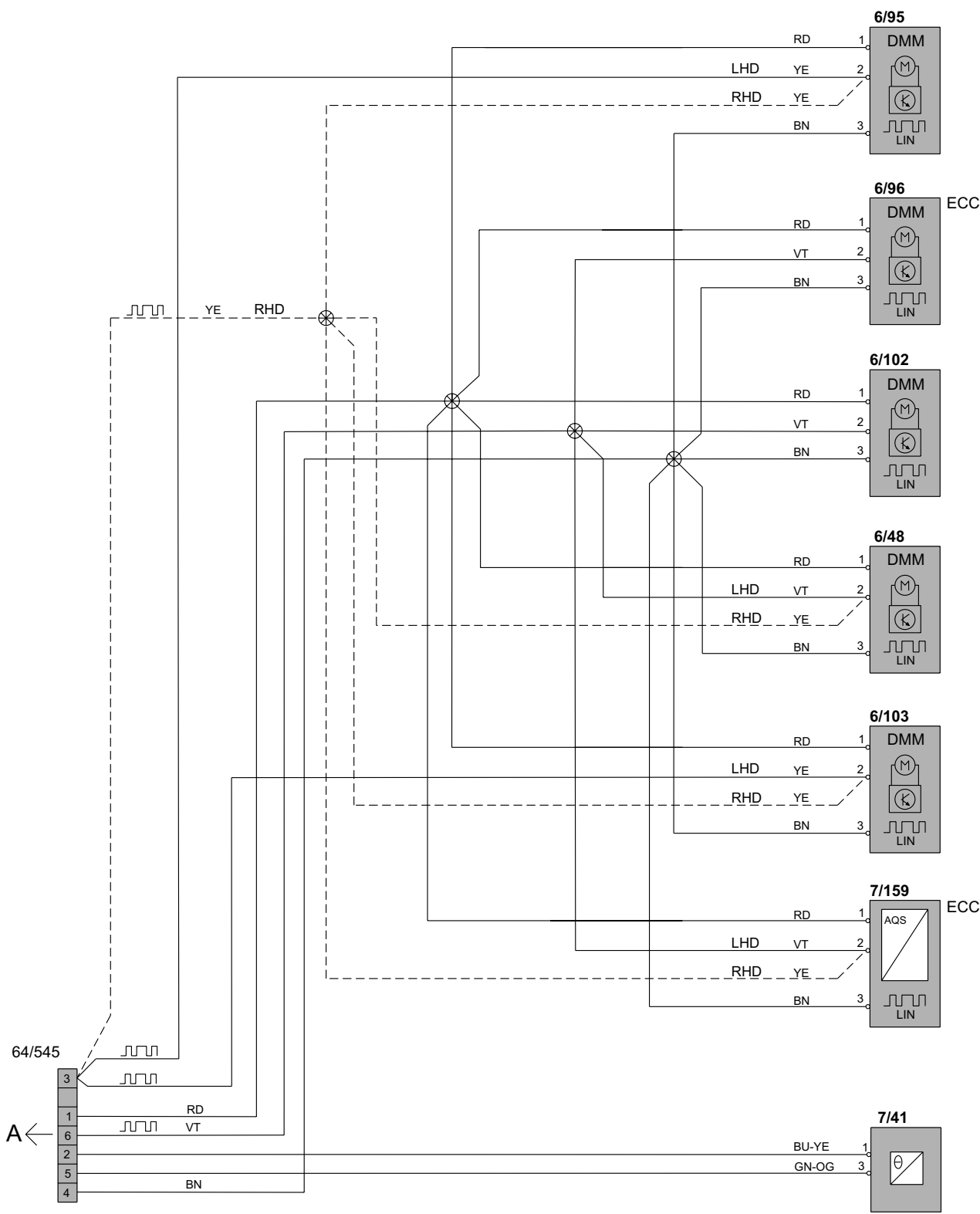


# Group 87 Climate control system

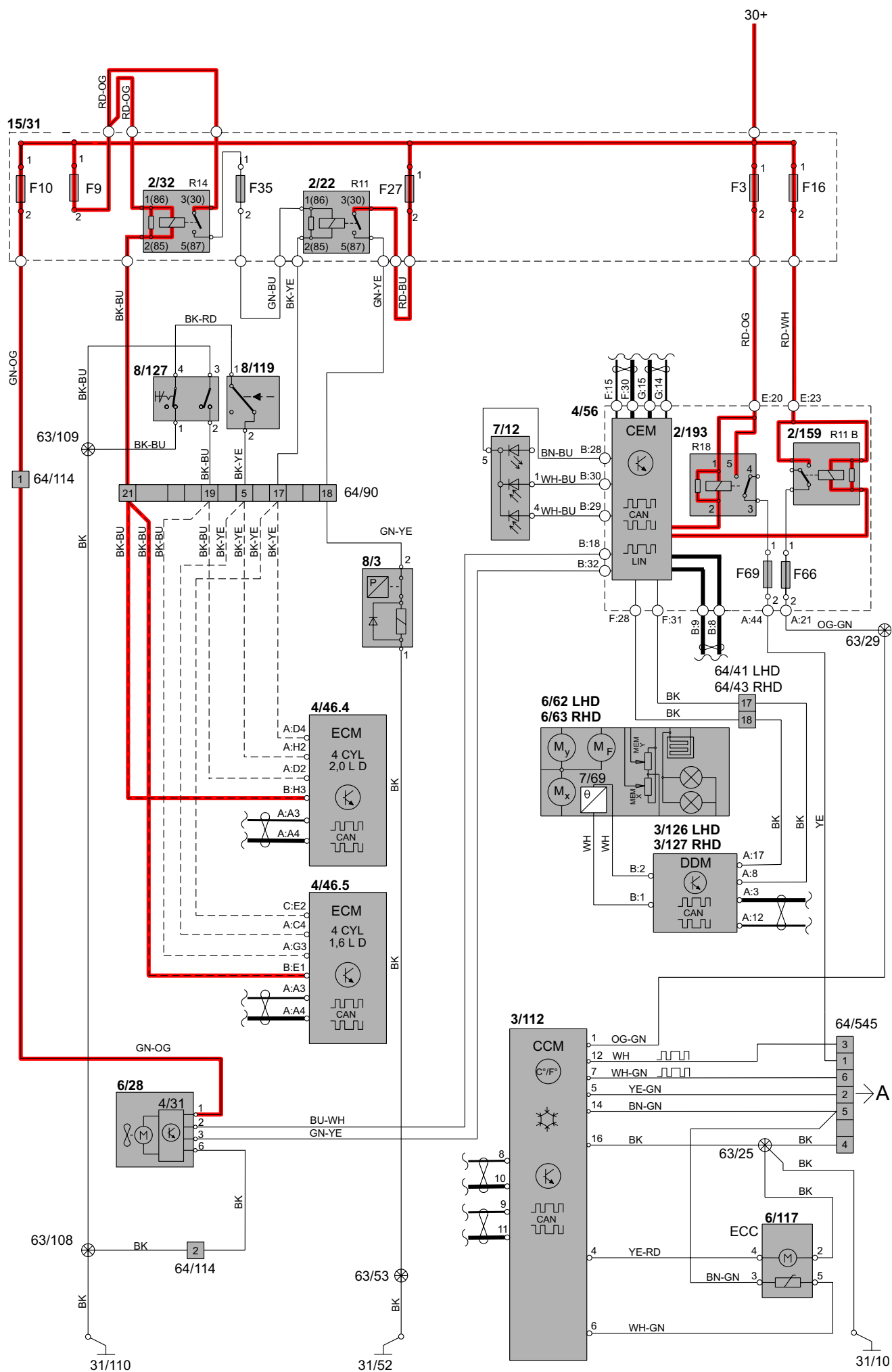
## Climate control system, 5-cyl. 1:2



Group 87 Climate control system  
Climate control system, 5-cyl. 2:2

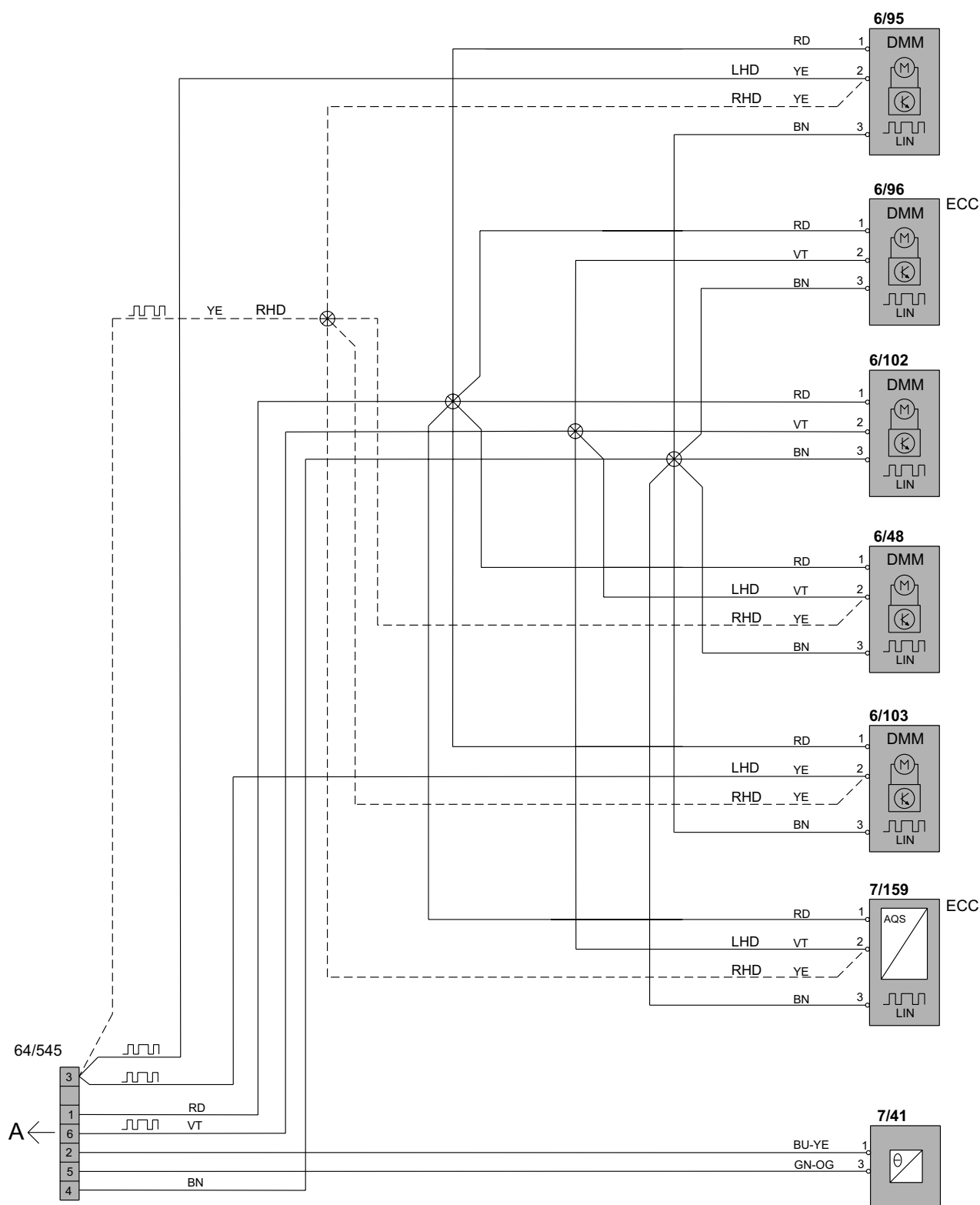


**Group 87 Climate control system**  
**Climate control system, Diesel 1.6l & 2.0l 1:2**



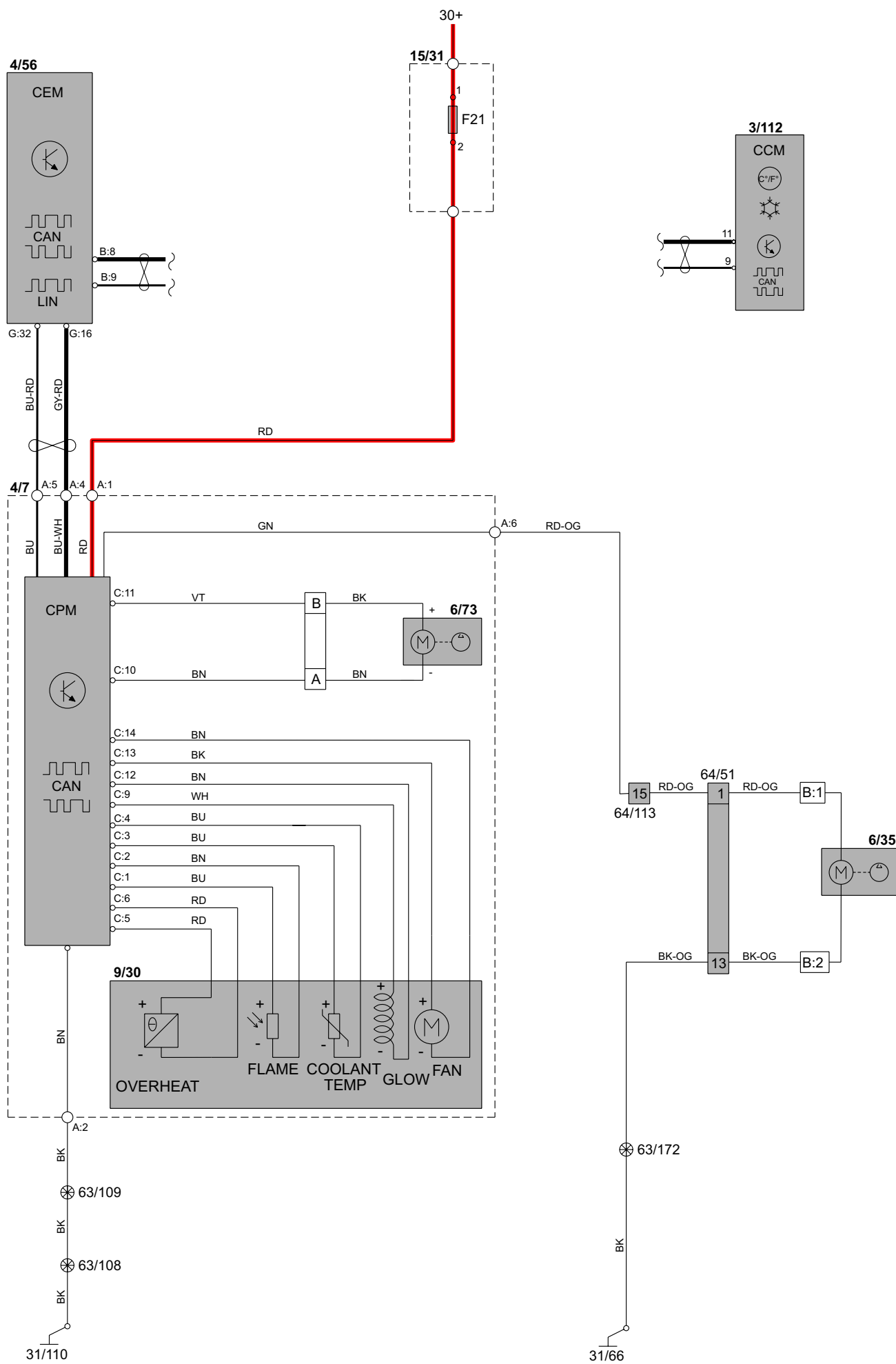
# Group 87 Climate control system

## Climate control system, Diesel 1.6l & 2.0l 2:2



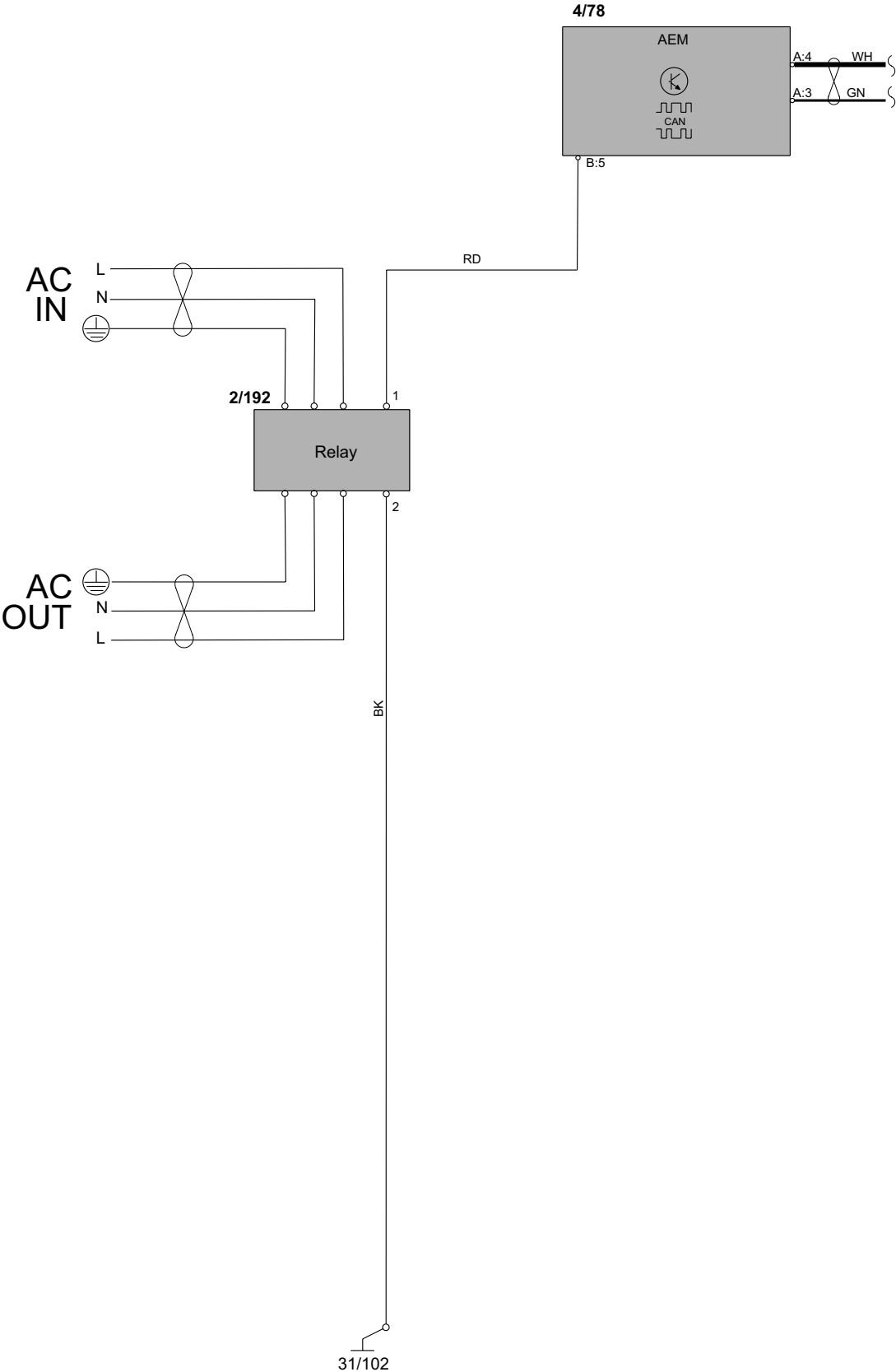
## Group 87 Climate control system

### Parking heater, auxiliary heater

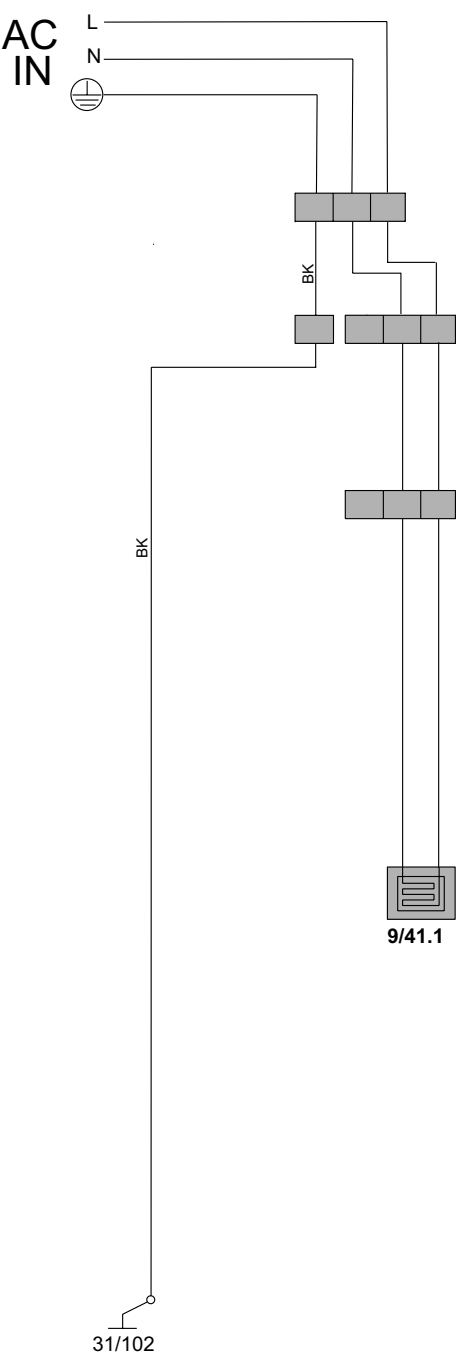




Group 87 Climate control system, Accessories  
Relay, electric engine heater

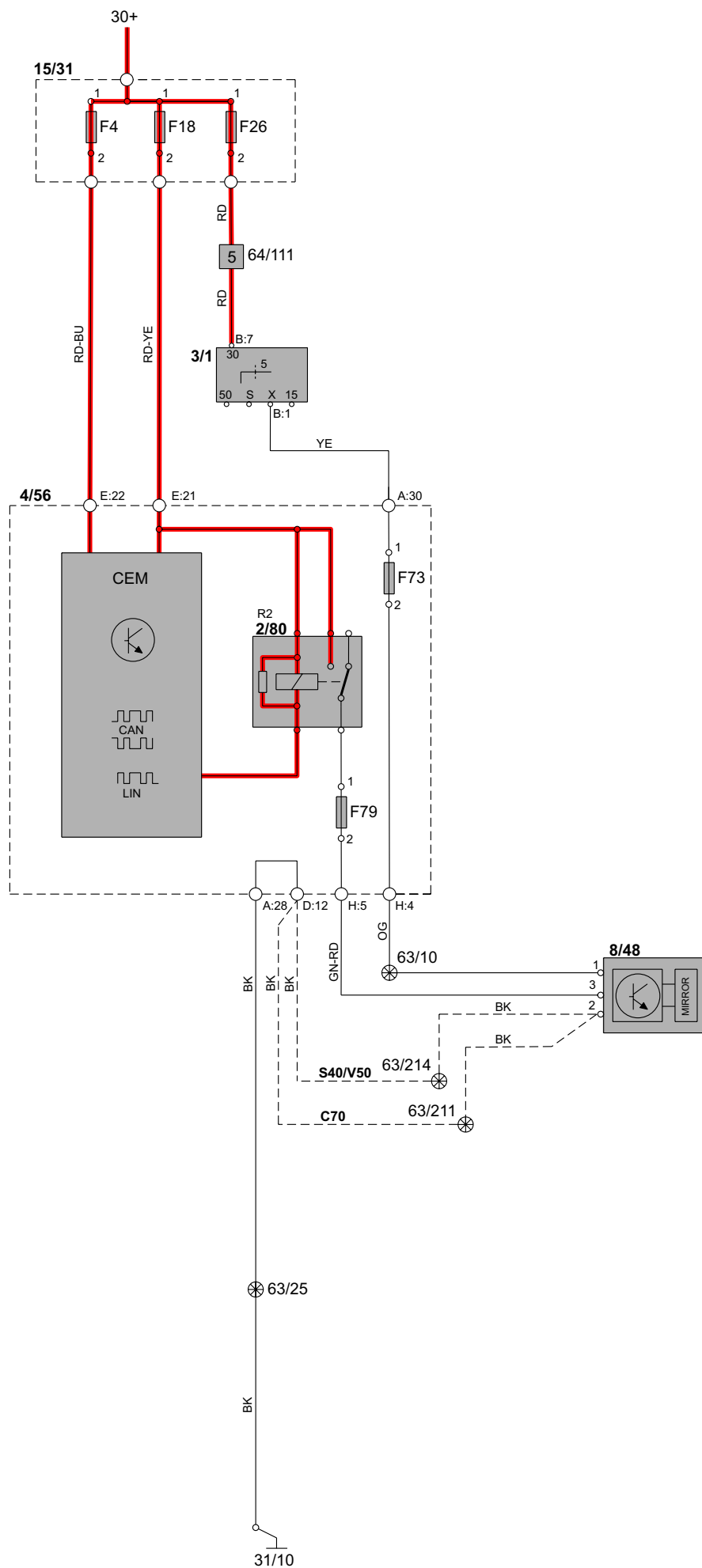


**Group 87 Climate control system, Accessories**  
**Electric engine heater Flexifuel**

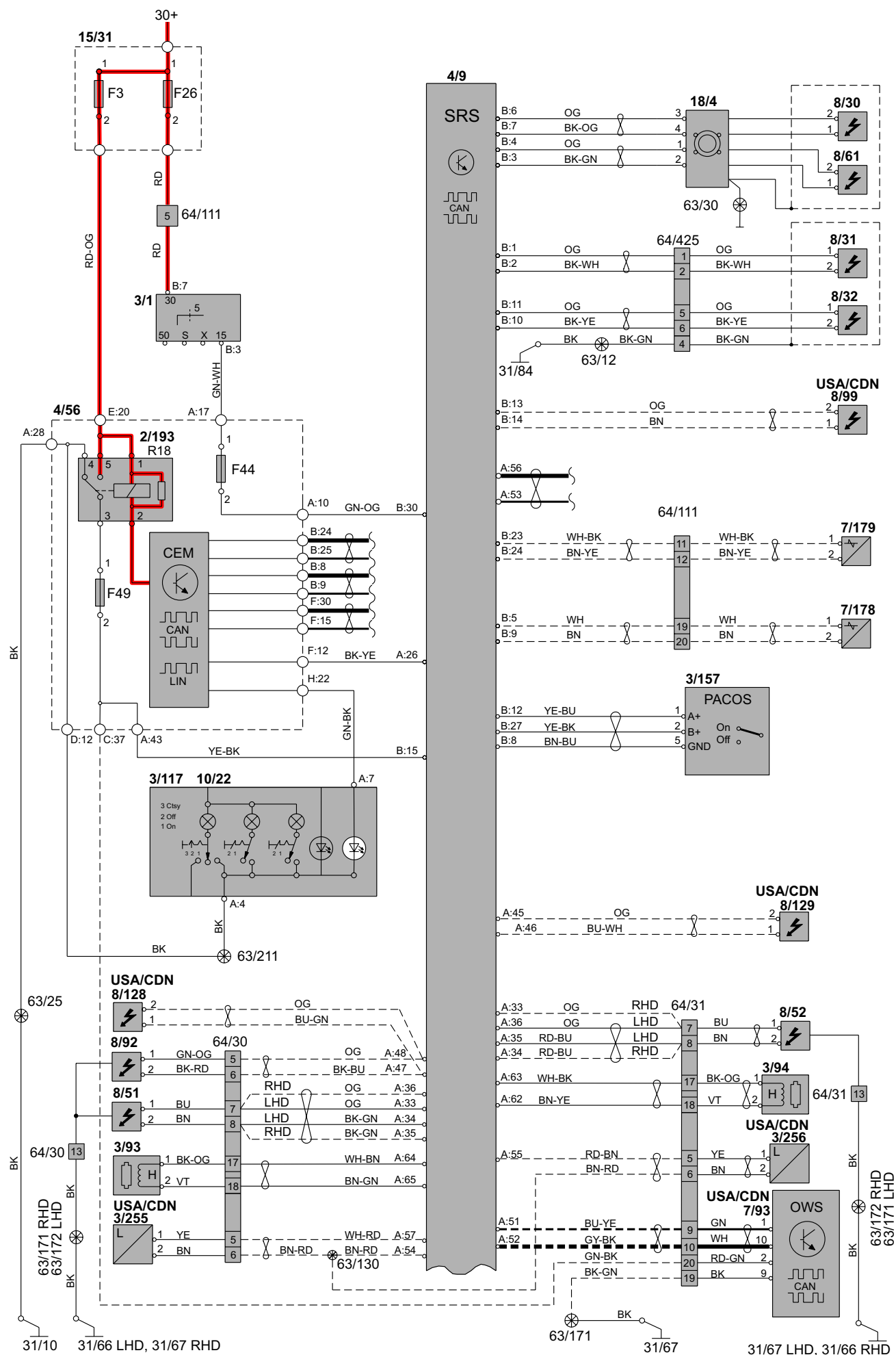


# Group 88 Internal equipment

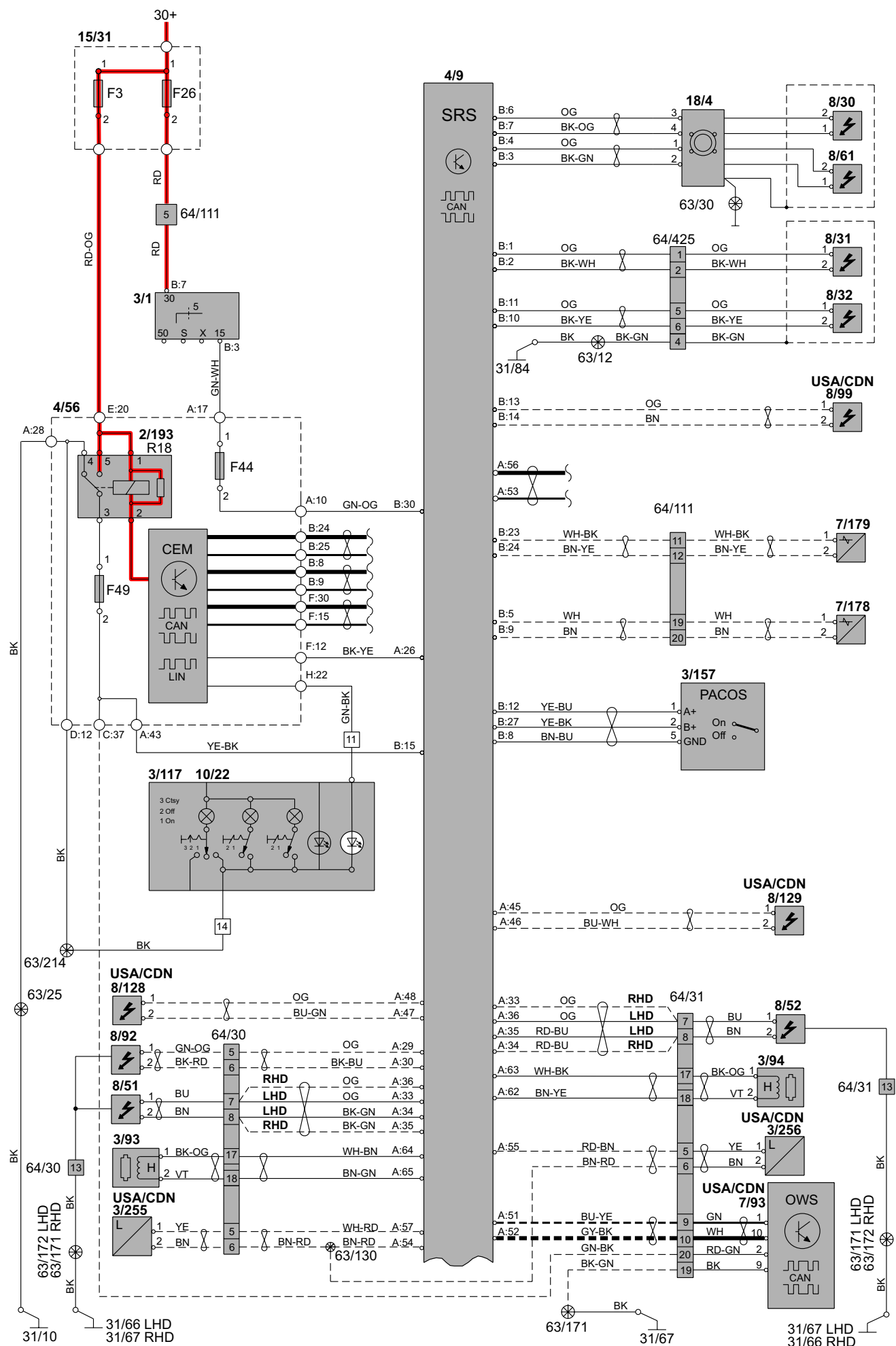
## Auto-dimming rearview mirror



**Group 88 Internal equipment**  
**Supplemental Restraint System Module (SRS) S40/V50 1:2**

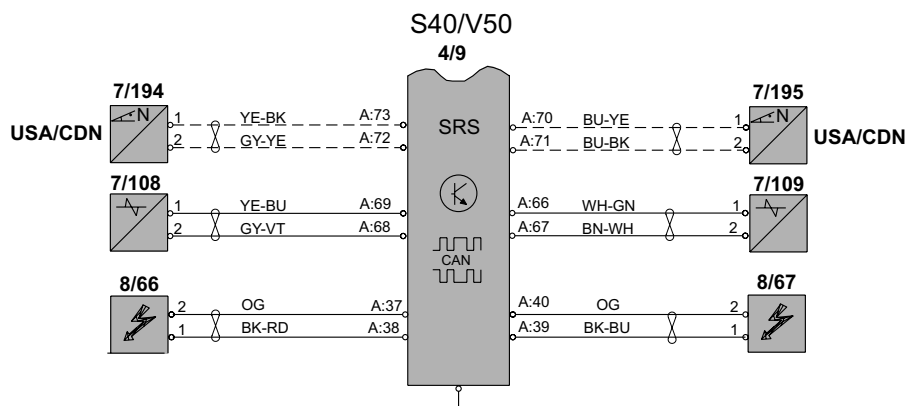
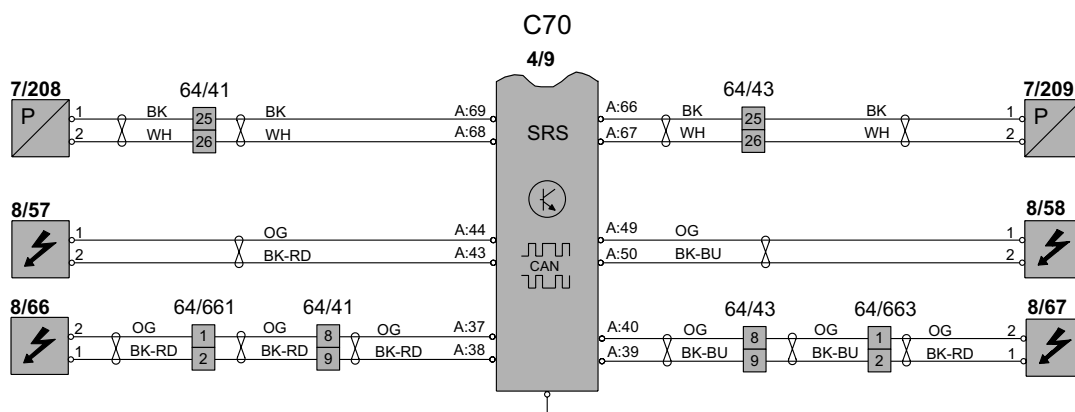
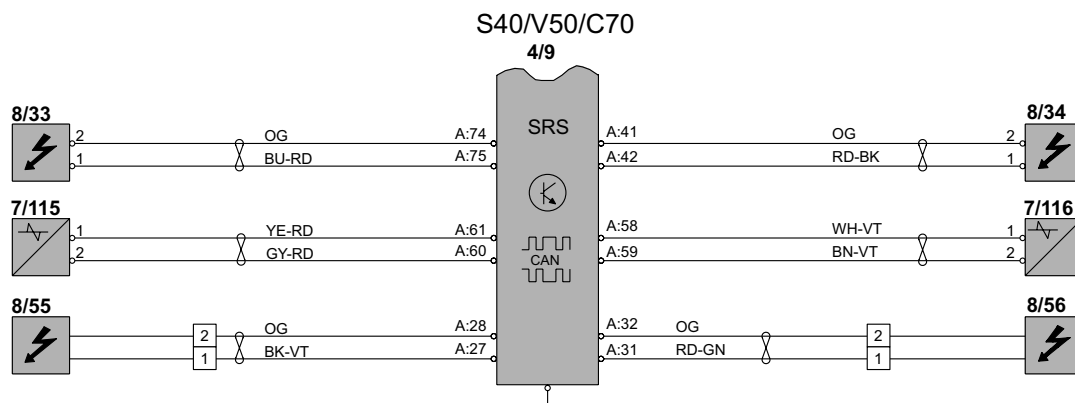


# Group 88 Internal equipment Supplemental Restraint System Module (SRS) C70 1:2



## Group 88 Internal equipment

### Supplemental Restraint System Module (SRS) S40/V50/C70 2:2



## Connectors

### 64/10B - 64/25G

#### 64/10B, C70

#### 6-pin gray

No.	Roof harness			Floor harness		
1	4/56H:21	Central Electronic Module (CEM)	OG-YE	63/218	Branching point	OG-YE
2	4/56H:17	Central Electronic Module (CEM)	WH-RD	63/217	Branching point	WH-RD
3	3/117:9	Switch unit, ceiling light	BK-YE	63/212	Branching point	BK-YE
4	4/56H:20	Central Electronic Module (CEM)	BK	64/41:10 64/43:10	Connector Connector	BK
5	-		-	-		
6	-		-	-		

#### 64/25G

#### 6-pin gray

No.	Dashboard harness			Tunnel harness		
1	4/56A:23	Central Electronic Module (CEM)	GY	9/1:2	Front 12V outlet	GY
2	63/25	Branching point	BK	3/286:4 63/25 63/86	BLIS switch S40/V50 Branching point Branching point C70	BK
3	4/56A:1	Central Electronic Module (CEM)	OG-BU	3/25:1 3/286:1	Power roof switch C70 BLIS switch S40/V50	OG-BU
4	3/112:2	Climate Control Module (CCM)	YE-RD	3/286:3	BLIS switch S40/V50	YE-RD
5	3/112:3	Climate Control Module (CCM)	YE-GN	3/286:2	BLIS switch S40/V50	YE-GN
6	-		-	-		-

# Connectors

## 64/30:1-10

64/30

20-pin black

No.	Floor harness			Driver's seat harness		
1	63/172 63/171	Branching point Branching point, RHD	BK	9/12A:1	Seat Heating Module (SHM), driver's side	BK
2	4/56C:43	Central Electronic Module (CEM)	GN-BK	9/12A:4	Seat Heating Module (SHM), driver's side	RD
3	-		-	-		-
4	64/112:6 64/112:7	Connector, RHD Connector	WH	9/12A:2	Seat Heating Module (SHM), driver's side	BU
5	4/9A:29	Supplemental Restraint System module (SRS)	OG	8/92:1	Lap belt tensioner, driver	GN-OG
	4/9A:48	Supplemental Restraint System module (SRS)				
	4/9A:57	Supplemental Restraint System Module (SRS), USA/CDN	WH-RD	3/255:1	Driver's seat position sensor, USA/CDN	BK-YE
6	4/9A:30	Supplemental Restraint System module (SRS)	BK-BU	8/92:2	Lap belt tensioner, driver	BK-RD
	4/9A:47	Supplemental Restraint System module (SRS)				
	63/130	Branching point, USA/CDN	BN-RD	3/255:2	Driver's seat position sensor, USA/CDN	BN
7	4/9A:33	Supplemental Restraint System module (SRS)	OG	8/51:1	Igniter side airbag, driver's side	OG
	4/9A:36	Supplemental Restraint System module (SRS), RHD				
8	4/9A:34	Supplemental Restraint System module (SRS)	BK-GN	8/51:2	Igniter side airbag, driver's side	BN
	4/9A:35	Supplemental Restraint System module (SRS), RHD				
9	-		-	-		-
10	-		-	-		-
continues						



# Connectors

## 64/30:11-20

64/30  
20-pin black

No.	Floor harness			Driver's seat harness		
11	63/221	Branching point	BU-RD	4/52B:3	Power Seat Module (PSM)	GN
12	63/220	Branching point	GY-RD	4/52B:4	Power Seat Module (PSM)	WH
13	63/171 63/172	Branching point, RHD Branching point	BK	8/92 8/51	Driver's lap belt tensioner Igniter side airbag, driver's side	-
14	63/173	Branching point	OG-BU	3/26:7 3/26:11 4/52B:1 4/52B:6	Switch unit, power driver's seat, RHD Switch unit, power driver's seat, LHD Power Seat Module (PSM), memory, LHD Power Seat Module (PSM), memory, RHD	RD-GN
15	4/56C:30	Central Electronic Module (CEM)	OG-YE	3/26:2 3/26:5 4/52A:1 4/52A:7	Switch unit, power driver's seat, LHD Switch unit, power driver's seat, RHD Power Seat Module (PSM), memory, LHD Power Seat Module (PSM), memory, RHD	RD-BU
16	63/171 63/172	Branching point, RHD Branching point, LHD	BK	3/26:3 3/26:8 3/287:5 3/288:5 4/52A:1 4/52A:7 4/52B:2 4/52B:6	Switch unit, power driver's seat, LHD Switch unit, power driver's seat, RHD Rear seat entry switch, left Rear seat entry switch, right Power Seat Module (PSM), memory, RHD Power Seat Module (PSM), memory, LHD Power Seat Module (PSM), memory, RHD Power Seat Module (PSM), memory, LHD	BK
17	4/9A:64	Supplemental Restraint System module (SRS)	WH-BN	3/93:1	Belt buckle contact, driver's seat	BK-OG
18	4/9A:65	Supplemental Restraint System module (SRS)	BN-GN	3/93:2	Belt buckle contact, driver's seat	VT
19	-		-	-		-
20	-		-	-		-

# Connectors

## 64/31:1-14

64/31

20-pin black

No.	Floor harness			Passenger seat harness		
1	63/171 63/172	Branching point Branching point, RHD	BK	9/13A:1	Seat Heating Module (SHM), passenger side	BK
2	4/56C:42	Central Electronic Module (CEM)	GN-YE	9/13A:4	Seat Heating Module (SHM), passenger side	RD
3	-		-	-		-
4	64/112:6 64/112:7	Connector Connector, RHD	WH-GN	9/13A:2	Seat Heating Module (SHM), passenger side	BU
5	4/9A:55	Supplemental Restraint System Module (SRS), USA/CDN	RD-BN	3/256:1	Passenger seat position sensor, USA/CDN	YE
6	63/130	Branching point	BN-RD	3/256:2	Passenger seat position sensor, USA/CDN	BN
7	4/9A:33 4/9A:36	Supplemental Restraint System module (SRS), RHD Supplemental Restraint System module (SRS)	OG	8/52:1	Side airbag igniter, passenger side	BU
8	4/9A:34 4/9A:35	Supplemental Restraint System module (SRS), RHD Supplemental Restraint System module (SRS)	RD-BU	8/52:2	Side airbag igniter, passenger side	BN
9	4/9:A:51	Supplemental Restraint System Module (SRS), USA/CDN	BU-YE	7/93:1	Occupant Weight Sensor (OWS), USA/CDN C70	GN
10	4/9:A:52	Supplemental Restraint System Module (SRS), USA/CDN	GY-BK	7/93:10	Occupant Weight Sensor (OWS), USA/CDN	WH
11	4/56F:17 63/221	Central Electronic Module (CEM) Branching point C70	YE-RD BU-RD	3/46:1 4/54B:3	Seat contact, passenger seat Power Seat Module (PSM) C70	WH GN
12	4/56F:13 63/220	Central Electronic Module (CEM) Branching point C70	BN-RD GY-RD	3/46:2 4/54B:4	Seat contact, passenger seat Power Seat Module (PSM) C70	WH
13	63/171 63/172	Branching point Branching point, RHD	BK	8/52	Igniter side airbag, passenger side	-
14	63/173	Branching point	OG-BU	3/27:7 3/27:11 4/54B:6	Switch unit, power passenger seat, LHD Switch unit, power passenger seat, RHD Power Seat Module (PSM) C70	RD-GN
continues						

## Connectors

### 64/31:15-20 - 64/40

#### 64/31 20-pin black

No.	Floor harness			Passenger seat harness		
15	4/56C:29 4/46C:30	Central Electronic Module (CEM) Engine Control Module (ECM)	OG-YE	3/27:2 3/27:5 4/54A:7	Switch unit, power passenger seat, RHD Switch unit, power passenger seat, LHD Power Seat Module (PSM) C70	RD-BU
16	63/171 63/172	Branching point Branching point, RHD	BK	3/27:3 3/27:8 3/287:5 3/288:5 4/54A:1 4/54B:2 4/54A:7 4/54B:6	Switch unit, power passenger seat, RHD Switch unit, power passenger seat, LHD Rear seat entry switch, left Rear seat entry switch, right Power Seat Module (PSM) C70 Power Seat Module (PSM) C70 Power Seat Module (PSM) C70 Power Seat Module (PSM) C70	BK
17	4/9A:63	Supplemental Restraint System module (SRS)	WH-BK	3/94:1	Belt buckle contact, passenger seat	BK-OG
18	4/9A:62	Supplemental Restraint System module (SRS)	BN-YE	3/94:2	Belt buckle contact, passenger seat	VT
19	63/171	Branching point	BK-GN	7/93:9	Occupant Weight Sensor (OWS)	BK
20	4/56C:37	Central Electronic Module (CEM)	GN-BK	7/93:2	Occupant Weight Sensor (OWS)	RD-GN

#### 64/40 1-pin violet

No.	Dashboard harness			Floor harness		
1	16/60C:1	Phone Module (PHM)	BK	16/47:1	GSM/GPS/RDAR antenna	BK

# Connectors

## 64/41

64/41

26-pin black

No.	Driver's door harness			Floor harness		
1	3/126A:3	Driver Door Module (DDM)	GY-RD	63/220 63/232	Branching point, LHD Branching point, RHD	GY-RD
2	3/126A:12	Driver Door Module (DDM)	BU-RD	63/221 63/233	Branching point, LHD Branching point, RHD	BU-RD
3	3/74A:4	Lock unit, driver's door	BK	4/56F:18 4/56F:19	Central Electronic Module, RHD Central Electronic Module, LHD	BK
4	3/126A:13 63/26	Driver Door Module (DDM) C70 Branching point S40/V50	BK	3/128:6 64/45:1	Rear Left Door Module (LDM) C70 Connector	BK
5	16/128:5	Antenna, front left door lock	WH	4/93D:20	Keyless Vehicle Module (KVM)	WH
6	16/128:4	Antenna, front left door lock	BK	4/93D:2	Keyless Vehicle Module (KVM)	BK
7	64/660:10	Connector C70	BK	63/504	Branching point C70	BK
8	64/661:1	Connector C70	OG	4/9A:37	Supplemental Restraint System Module (SRS) C70	OG
9	64/661:2	Connector C70	BK-RD	4/9A:38	Supplemental Restraint System Module (SRS) C70	BK-RD
10	64/660:11	Connector C70	BK	64/10B	Connector C70	BK
11	3/258:1	Contact, locking front left	BK	4/93A:15	Keyless Vehicle Module (KVM)	BK
12	3/262:3	Contact, unlocking, front left	BK	4/93A:14	Keyless Vehicle Module (KVM)	BK
13	3/74:2 3/74:3	Lock unit, driver's door, RHD Lock unit, driver's door, LHD	BK	4/93D:11	Keyless Vehicle Module (KVM)	BK
14	3/74:1 3/74:4	Lock unit, driver's door, LHD Lock unit, driver's door, RHD	BK	4/93A:2	Keyless Vehicle Module (KVM)	BK
15	3/74:2 3/74:3	Lock unit, driver's door, LHD Lock unit, driver's door, RHD	BK	4/93A:3	Keyless Vehicle Module (KVM)	BK
16	-		-	-		-
17	3/126A:8 3/127A:8	Driver Door Module (DDM) Passenger Door Module (PDM), RHD	BK	4/56F:31	Central Electronic Module (CEM)	BK
18	3/126A:17 3/127A:17	Driver Door Module (DDM) Passenger Door Module (PDM), RHD	BK	4/56F:28	Central Electronic Module (CEM)	BK
19	64/660:4	Connector C70	BK	63/58	Branching point C70	BK
20	3/126A:9	Driver Door Module (DDM)	BK	31/115	Ground connection	BK
21	3/126A:18	Driver Door Module (DDM)	BK	4/56C:31	Central Electronic Module (CEM)	BK
22	16/4:2 63/42	Front door speaker, S40/V50 Branching point C70	BK	16/105 B:1 64/112:10	Audio module (AUD) C70 Connector	BK
23	16/4:1 63/43	Front door speaker, S40/V50 Branching point C70	WH	16/105 B:9 64/112:9	Audio module (AUD) C70 Connector	WH
24	64/660:3	Connector C70	BK	63/59	Branching point C70	BK
25	7/208:1	Side impact sensor, left door C70	BK	4/9A:69	Supplemental Restraint System Module (SRS) C70	BK
26	7/208:2	Side impact sensor, left door C70	WH	4/9A:68	Supplemental Restraint System Module (SRS) C70	WH

# Connectors

## 64/43:1-20

64/43  
26-pin black

No.	Passenger door harness			Floor harness		
1	3/127A:3	Passenger Door Module (PDM)	GY-RD	63/220 63/232	Branching point, RHD Branching point, LHD	GY-RD
2	3/127A:12	Passenger Door Module (PDM)	BU-RD	63/221 63/233	Branching point, RHD Branching point, LHD	BU-RD
3	3/75:4	Lock unit, passenger door	BK	4/56F:18 4/56F:19	Central Electronic Module (CEM), LHD Central Electronic Module (CEM), RHD	BK
4	3/127A:13	Passenger Door Module (PDM)	BK	3/129:6 64/47:1	Rear Right Door Module (RDM), C70 Connector	BK
5	16/129:5	Antenna, door lock, front right	WH	4/93D:22	Keyless Vehicle Module (KVM)	WH
6	16/129:4	Antenna, door lock, front right	BK	4/93D:4	Keyless Vehicle Module (KVM)	BK
7	64/662:10	Connector C70	BK	63/504	Branching point C70	BK
8	64/663:1	Connector C70	OG	4/9A:40	Supplemental Restraint System Module (SRS), C70	OG
9	64/633:2	Connector C70	BK-BU	4/9A:39	Supplemental Restraint System Module (SRS), C70	BK-BU
10	64/662:11	Connector	BK	64/10B:4	Connector C70	BK
11	3/259:1	Contact, locking, front right	BK	4/93D:9	Keyless Vehicle Module (KVM)	BK
12	3/263:3	Contact, unlocking, front right	BK	4/93D:8	Keyless Vehicle Module (KVM)	BK
13	3/75:2 3/75:3	Lock unit, passenger door, LHD Lock unit, passenger door, RHD	BK	4/93D:10	Keyless Vehicle Module (KVM)	BK
14	3/75:1 3/75:4	Lock unit, passenger door, RHD Lock unit, passenger door, LHD	BK	4/93A:5	Keyless Vehicle Module (KVM)	BK
15	3/75:2 3/75:3	Lock unit, passenger door, RHD Lock unit, passenger door, LHD	BK	4/93A:4	Keyless Vehicle Module (KVM)	BK
16	-		-	-		-
17	3/127A:8	Passenger Door Module (PDM), RHD	BK	4/56F:31	Central Electronic Module (CEM)	BK
18	3/127A:17	Passenger Door Module (PDM), RHD	BK	4/56F:28	Central Electronic Module (CEM)	BK
19	64/662:4	Connector C70	BK	63/58	Branching point C70	BK
20	3/127A:9	Passenger Door Module (PDM)	BK	31/116	Ground connection	BK
continues						

## Connectors

### 64/43:21-26 - 64/45 S40/V50

64/43

26-pin black

No.	Passenger door harness			Floor harness		
21	3/127A:18	Passenger Door Module (PDM)	BK	4/56C:24	Central Electronic Module (CEM)	BK
22	16/3:2 63/40	Speaker, passenger door Branching point C70	BK	16/105B:3 64/112:12	Audio Module (AUD) Connector	BK
23	16/3:1 63/41	Speaker, passenger door Branching point C70	BK WH	16/105B:11 64/112:11	Audio Module (AUD) Connector	WH
24	64/662:3	Connector C70	BK	63/59	Branching point C70	BK
25	7/209:1	Side impact sensor, right door C70	BK	4/9A:66	Supplemental Restraint System Module (SRS) C70	BK
26	7/209:2	Side impact sensor, right door C70	WH	4/9A:67	Supplemental Restraint System Module (SRS) C70	WH

64/45 S40/V50

19-pin black

No.	Rear left door harness			Floor harness		
1	3/128:6	Rear Left Door Module (LDM)	BK	64/41:4	Connector	BK
2	3/76:4 6/117:4	Lock unit, rear left door Interior temperature sensor	BK	4/56F:21	Central Electronic Module (CEM)	BK-OG
3-8	-	-	-	-	-	-
9	3/128:18	Rear Left Door Module (LDM)	BK	4/56C:21	Central Electronic Module (CEM)	OG-BU
10	63/193	Branching point	BK	63/172	Branching point	BK
11	3/260:1	Contact, locking, rear left	BK	4/93A:21	Keyless Vehicle Module (KVM)	BN-GN
12	3/264:3	Contact, unlocking, rear left	BK	4/93A:16	Keyless Vehicle Module (KVM)	BN-YE
13	3/76:3	Lock unit, rear left door	BK	4/93D:13	Keyless Vehicle Module (KVM)	BN-WH
14	3/76:1	Lock unit, rear left door	BK	4/93B:2	Keyless Vehicle Module (KVM)	BN-BU
15	3/76:2	Lock unit, rear left door	BK	4/93B:1	Keyless Vehicle Module (KVM)	YE-BU
16	16/130:4	Antenna, rear left door lock	WH	4/93D:21	Keyless Vehicle Module (KVM)	WH-GN
17	16/130:5	Antenna, rear left door lock	BK	4/93D:3	Keyless Vehicle Module (KVM)	GY-OG
18	16/6:2	Speaker, rear left door	BK	16/105B:4 64/112:14	Audio Module (AUD) Connector	GY-WH
19	16/6:1	Speaker, rear left door	WH	16/105B:12 64/112:13	Audio Module (AUD) Connector	WH-VT

## Connectors

### 64/47 - 64/48 S40

#### 64/47 19-pin black

No.	Rear right door harness			Floor harness		
1	3/129:6	Rear Right Door Module (RDM)	BK	64/43:4	Connector	BK
2	3/77:4	Lock unit, rear right door	BK	4/56F:20	Central Electronic Module (CEM)	BK-BU
3-8	-		-	-		-
9	3/129:18	Rear Right Door Module (RDM)	BK	4/56C:27	Central Electronic Module (CEM)	OG-WH
10	63/192	Branching point	BK	63/171	Branching point	BK
11	3/261:1	Contact, locking, rear right	BK	4/93D:17	Keyless Vehicle Module (KVM)	BN-RD
12	3/265:3	Contact, unlocking, rear right	BK	4/93D:16	Keyless Vehicle Module (KVM)	BN-BU
13	3/77:2	Lock unit, rear right door	BK	4/93D:15	Keyless Vehicle Module (KVM)	BN-GN
14	3/77:4	Lock unit, rear right door	BK	4/93C:2	Keyless Vehicle Module (KVM)	BN
15	3/77:3	Lock unit, rear right door	BK	4/93C:1	Keyless Vehicle Module (KVM)	YE
16	16/131:4	Antenna, rear right door lock	WH	4/93D:23	Keyless Vehicle Module (KVM)	WH-RD
17	16/131:5	Antenna, rear right door lock	BK	4/93D:5	Keyless Vehicle Module (KVM)	GY-RD
18	16/5:2	Speaker, rear right door	BK	16/105B:5 64/112:16	Audio Module (AUD) Connector	GY
19	16/5:1	Speaker, rear right door	WH	16/105B:13 64/112:15	Audio Module (AUD) Connector	WH

#### 64/48 S40 8-pin gray

No.	Trunk lid/tailgate harness			Floor harness		
1	63/196	Branching point	BK	63/172	Branching point	BK
2	-		-	-		-
3	-		-	-		-
4	3/78:1	Lock unit, trunk lid/tailgate	BK	4/56C:8	Central Electronic Module (CEM)	WH-GN
5	10/3:2	License plate lighting	OG-BK	4/56C:13	Central Electronic Module (CEM)	OG-BK
6	3/78:4	Lock unit, trunk lid/tailgate	BK-BU	10/24:4	Cargo compartment lighting	BK-BU
7	3/35:1 10/3:1	Switch, handle, tailgate S40 License plate lighting S40	BK	4/56F:22 4/93D:14	Central Electronic Module (CEM) Keyless Vehicle Module (KVM)	BK-YE
8	3/78:3	Lock unit, trunk lid/tailgate	BK-RD	4/56F:24	Central Electronic Module (CEM)	BK-RD

## Connectors

### 64/48 V50 - 64/49

#### 64/48 V50 14-pin gray

No.	Trunk lid/tailgate harness			Floor harness		
1	63/196	Branching point	BK	63/172	Branching point	BK
2	10/19:1	Brake light extra	OG-YE	4/56C:7	Central Electronic Module (CEM)	OG-YE
3	6/32:1	Rear window wiper motor	BK	4/56C:33	Central Electronic Module (CEM)	GN-BU
4	3/78:1	Lock unit, trunk lid/tailgate	BK	4/56C:8	Central Electronic Module (CEM)	WH-GN
5	10/3:2	License plate lighting	OG-BK	4/56C:13	Central Electronic Module (CEM)	OG-BK
6	6/32:2	Rear window wiper motor	BK	4/56C:34	Central Electronic Module (CEM)	WH-RD
7	16/141	Interference filter, rear window, left	BK	64/113:6	Connector	GN-BU
8	3/78:3	Lock unit, trunk lid/tailgate	BK	4/56F:24	Central Electronic Module (CEM)	BK-RD
9	-		-	-		-
10	3/35:1 10/3:1	Switch, handle, trunk lid/tailgate License plate lighting	BK	4/56F:22 4/93D:14	Central Electronic Module (CEM) Keyless Vehicle Module (KVM)	BK-YE
11	-		-	-		-
12	-		-	-		-
13	10/25:2	Ceiling light, cargo compartment	OG-BU	63/173	Branching point	OG-BU
14	-		-	-		-

#### 64/49 2-pin gray

No.	Floor harness			Rear bumper harness		
1	4/93E:14	Keyless Vehicle Module (KVM)	WH-BK	16/132:1	Antenna, door lock, bumper	WH-BK
2	4/93E:15	Keyless Vehicle Module (KVM)	GY-BK	16/132:2	Antenna, door lock, bumper	GY-BK



## Connectors

### 64/50 - 64/51:1-7

#### 64/50 12-pin black

No.	Rear axle harness			Floor harness		
1	4/82:1	Differential Electronic Module (DEM)	GN-RD	4/56C:38	Central Electronic Module (CEM)	GN-RD
2	4/82:2	Differential Electronic Module (DEM)	BK-OG	63/171	Branching point	BK-OG
3	63/225 64/50:6	Branching point Connector	BU-RD	4/56F:14	Central Electronic Module (CEM)	BU-RD
4	63/224 64/50:5	Branching point Connector	GY-RD	4/56F:16	Central Electronic Module (CEM)	GY-RD
5	63/224 64/50:4	Branching point Connector	GY-RD	64/51:2	Connector	GY-RD
6	63/225 64/50:3	Branching point Connector	BU-RD	64/51:6	Connector	BU-RD
7	7/120:1	Angle sensor, Bi-Xenon rear	BN	64/113:27	Connector	BN
8	7/120:4	Angle sensor, Bi-Xenon rear	WH	64/113:19	Connector	WH
9	7/120:5	Angle sensor, Bi-Xenon rear	YE	64/113:20	Connector	YE
10	-		-	-		-
11	-		-	-		-
12	-		-	-		-

#### 64/51 14-pin gray

No.	Fuel tank harness			Floor harness		
1	6/35B:1	Fuel pump, auxiliary heater	RD-OG	64/113:15	Connector	RD-OG
2	4/111:7	Additive Dosing Module (ADM)	GY-RD	4/56F:16 64/50:5 64/112:5	Central Electronic Module (CEM) Connector Connector	GY-RD
3	6/33:2 26/5	Fuel pump DC/AC converter, fuel tank FlexiFuel	WH-RD BK-OG	4/56F:5	Central Electronic Module (CEM)	WH-RD
4	6/33:3	Fuel pump, AWD	WH-GN	4/56F:25	Central Electronic Module (CEM)	WH-GN
5	6/33:4 26/5	Fuel pump DC/AC converter, fuel tank FlexiFuel	WH-BU RD	4/56F:7	Central Electronic Module (CEM)	WH-BU
6	4/111:6	Additive Dosing Module (ADM)	BU-RD	4/56F:14 64/50:6 64/112:4	Central Electronic Module (CEM), S40/V50 Connector, AWD S40/V50 Connector, S40/V50	BU-RD
7	4/83:2 4/111:1 6/33:1 26/5	Control module fuel pump Additive Dosing Module (ADM), S40/V50 Fuel pump DC/AC converter, fuel tank FlexiFuel	GN-WH   RD	4/56C:16	Central Electronic Module (CEM)	GN-WH
continues						

## Connectors

### 64/51:8-14 - 64/53

#### 64/51 14-pin gray

No.	Fuel tank harness			Floor harness		
8	4/83:3 4/111:8 6/33:5 63/33 26/5	Fuel pump control module, PZEV Additive Dosing Module (ADM) Fuel pump, S40/V50 Branching point DC/AC converter, fuel tank FlexiFuel	BK-OG    BK	31/115 31/116	Ground connection, RHD Ground connection, LHD	BK-OG
9	6/67:3 26/5	Pump, fuel leakage control DC/AC converter, fuel tank FlexiFuel	YE-VT	64/113:10 63/173	Connector Branching point	YE-Vt GN-WH
10	6/67:2	Pump, fuel leakage control	WH-VT	64/113:11	Connector	WH-VT
11	6/67:1	Pump, fuel leakage control	BK-WH	64/113:12	Connector	BK-WH
12	6/67:4	Pump, fuel leakage control	GN-BU	64/113:13	Connector	GN-BU
13	6/35B:2	Fuel pump, auxiliary heater	BK-OG	63/172	Branching point	BK-OG
14	4/83:1 9/38:1	Control module fuel pump Heated fuel filter, 5-cyl. Diesel	WH-BK GN-RD	64/113:7	Connector	WH-BK

#### 64/53 6-pin gray

No.	Rear bumper harness			Parking assistance harness		
1	4/86C:11	Parking Assistance Module (PAM)	YE-RD	63/415	Branching point	YE-RD
2	4/86C:4	Parking Assistance Module (PAM)	WH	7/134:2	Rear parking assistance sensor	WH
3	4/86C:2	Parking Assistance Module (PAM)	WH-RD	7/133:2	Rear parking assistance sensor	WH-RD
4	4/86C:3	Parking Assistance Module (PAM)	WH-BU	7/132:2	Rear parking assistance sensor	WH-BU
5	4/86C:5	Parking Assistance Module (PAM)	WH-GN	7/131:2	Rear parking assistance sensor	WH-GN
6	4/86C:8	Parking Assistance Module (PAM)	BN-RD	63/416	Connector	BN-RD

## Connectors

### 64/60 - 64/70 C70

#### 64/60 16-pin gray

No.	Engine compartment harness			Engine compartment harness		
1	6/120:5	Engine throttle body	YE	4/46.4-7A:22	Engine Control Module (ECM), 4-cyl.	YE
2	6/120:3	Engine throttle body	WH-BU	4/46.4-7A:21	Engine Control Module (ECM), 4-cyl.	WH-BU
3	6/120:4	Engine throttle body	BN	4/46.4-7A:6	Engine Control Module (ECM), 4-cyl.	BN
4	6/120:6	Engine throttle body	WH-RD	4/46.4-7A:48	Engine Control Module (ECM), 4-cyl.	WH-RD
5	63/52	Branching point	GN-WH	63/99	Branching point	GN-WH
6	-		-	-		-
7	6/120:2	Engine throttle body	YE-BU	4/46.4-7B:42	Engine Control Module (ECM), 4-cyl.	YE-BU
8	6/120:1	Engine throttle body	WH-BU	4/46.4-7B:41	Engine Control Module (ECM), 4-cyl.	WH-BU
9	7/16:1	Coolant temperature sensor	BN	4/46.7B:36	Engine Control Module (ECM), 4-cyl. 1.6l	WH
10	7/16:2	Coolant temperature sensor	BN	4/46.7B:13	Engine Control Module (ECM), 4-cyl. 1.6l	BN
11	7/163:1	Camshaft position sensor 2, 4-cyl. 1.6l	WH-VT	4/46.7B:38	Engine Control Module (ECM), 4-cyl. 1.6l	WH-VT
12	7/163:2	Camshaft position sensor 2, 4-cyl. 1.6l	BN-WH	4/46.7B:27	Engine Control Module (ECM), 4-cyl. 1.6l	BN-WH
13	8/6:2	Injection valves	BK-WH	4/46.7A:27	Engine Control Module (ECM), 4-cyl. 1.6l	BK-WH
14	8/7:2	Injection valves	BK-YE	4/46.7A:13	Engine Control Module (ECM), 4-cyl. 1.6l	BK-YE
15	8/8:2	Injection valves	BK-BU	4/46.7A:28	Engine Control Module (ECM), 4-cyl. 1.6l	BK-BU
16	8/9:2	Injection valves	BK-OG	4/46.7A:12	Engine Control Module (ECM), 4-cyl. 1.6l	BK-OG

#### 64/70 C70 8-pin gray

No.	Tunnel harness			Floor harness		
1	16/134:2	Antenna door lock cabin 2	WH-VT	4/93E:20	Keyless Vehicle Module (KVM)	WH-VT
2	16/134:1	Antenna door lock cabin 2	GY-WH	4/93E:2	Keyless Vehicle Module (KVM)	GY-WH
3	-		-	-		-
4	3/25:5	Switch, power roof	BU-YE	4/59F:11	Convertible Roof Module (CRM)	BU-YE
5	3:25:2	Switch, power roof	GN-YE	4/59F:3	Convertible Roof Module (CRM)	GN-YE
6	7/122:1	Mass Movement Sensor Module (MMS), front	OG-YE	63/218	Branching point	OG-YE
7	7/122:3	Mass Movement Sensor Module (MMS), front	WH-RD	63/217	Branching point	WH-RD
8	-		-	-		-

## Connectors

### 64/79V - 64/80A C70

#### 64/79V 6-pin gray

No.	Engine compartment harness			Washer system harness		
1	4/56E:8	Central Electronic Module (CEM)	WH-BK	6/2:1	Washer pump	WH-BK
2	2/182:5	Relay, headlight washer motor	GN-YE	6/104:1	Pump, high pressure headlight washer	GN-YE
3	63/109	Branching point	BK-BU	7/5:1	Washer fluid level sensor	BK-BU
4	4/56E:12	Central Electronic Module (CEM)	YE-BK	6/2:2	Washer pump	YE-BK
5	63/108	Branching point	BK	6/104:2	Pump, high pressure headlight washer	BK
6	4/56G:28	Central Electronic Module (CEM)	BK-OG	7/5:2	Washer fluid level sensor	BK-OG

#### 64/80 C70 8-pin gray

No.	Harness, rear side panel, left			Floor harness		
1	8/140:2	Lock motor, rear left seat compartment	WH-BK	63/59	Branching point	WH-BK
2	8/140:1	Lock motor, rear left seat compartment	YE-BK	63/58	Branching point	YE-BK
3	10/26:3	Reading light, rear left	BK-OG	63/173	Branching point	OG-YE
4	10/26:2	Reading light, rear left	RD-OG	63/212	Branching point	BK-YE
5	10/26:1	Reading light, rear left	BK-OG	63/172	Branching point	BK
6	-	-	-	-	-	-
7	-	-	-	-	-	-
8	-	-	-	-	-	-

#### 64/80A C70 8-pin gray

No.	Harness, rear side panel, right			Floor harness		
1	8/141:2	Lock motor, rear right seat compartment	WH-BK	63/59	Branching point	WH-BK
2	8/141:1	Lock motor, rear right seat compartment	YE-BK	63/58	Branching point	YE-BK
3	10/27:3	Reading light, rear right	RD-BK	63/212	Branching point	BK-YE
4	10/27:2	Reading light, rear right	RD-OG	63/171	Branching point	BK
5	10/27:1	Reading light, rear right	BK-OG	63/173	Branching point	OG-YE
6	-	-	-	-	-	-
7	-	-	-	-	-	-
8	-	-	-	-	-	-

# Connectors

64/90:1-5

64/90

41-pin black

No.	Engine harness			Engine compartment harness		
1	4/46.1B:45 4/46.2B:41 4/46.3B:23 4/46.4A:3A 4/46.5A:3A 4/46.6A:30 4/46.7B:19	Engine Control Module (ECM), 5-cyl. 2.4l Engine Control Module (ECM), 5-cyl. 2.5l T Engine control module (ECM), 5-cyl. 2.4l Diesel Engine control module (ECM), 4-cyl. 2.0l Diesel Engine control module (ECM), 4-cyl. 1.6l Diesel Engine Control Module (ECM), 4-cyl. 1.8l Engine Control Module (ECM), 4-cyl. 1.6l	BU-RD	63/223	Branching point	BU-RD
2	4/46.3A:37 4/46.4B:E1 4/46.5C:F2	Engine control module (ECM), 5-cyl. 2.4l Diesel Engine control module (ECM), 4-cyl. 2.0l Diesel Engine control module (ECM), 4-cyl. 1.6l Diesel	BK-YE	4/109:7 4/109:8	Glow plug control module, 5-cyl. Diesel Glow plug control module, 4-cyl. Diesel	BK-YE
3	4/28A:11	Transmission Control Module (TCM), 5-cyl.	GN-YE	4/56E:3	Central Electronic Module (CEM)	GN-YE
4	4/46.1B:8 4/46.2B:9 4/46.3B:44 4/46.4A:1D 4/46.5C:1A 4/46.6A:4 4/46.7B:30	Engine Control Module (ECM), 5-cyl. 2.4l Engine Control Module (ECM), 5-cyl. 2.5l T Engine control module (ECM), 5-cyl. 2.4l Diesel Engine control module (ECM), 4-cyl. 2.0l Diesel Engine control module (ECM), 4-cyl. 1.6l Diesel Engine Control Module (ECM), 4-cyl. 1.8l Engine Control Module (ECM), 4-cyl. 1.6l	BK-RD	2/35:2	Relay, starter motor	BK-RD
5	4/46.1B:28 4/46.2B:25 4/56.3B:36 4/46.4A:H2 4/46.5A:C4 4/46.6A:14 4/46.7B:22	Engine Control Module (ECM), 5-cyl. Engine Control Module (ECM), 5-cyl. 2.5l T Engine control module (ECM), 5-cyl. 2.4l Diesel Engine control module (ECM), 4-cyl. 2.0l Diesel Engine control module (ECM), 4-cyl. 1.6l Diesel Engine Control Module (ECM), 4-cyl. 1.8l Engine Control Module (ECM), 4-cyl. 1.6l	BU  BK-YE  BK-OG	8/119:2  8/119:2  8/119:2	Pressure monitor, climate control system, 5-cyl.  Pressure monitor, climate control system , 4-cyl. Diesel  Pressure monitor, climate control system, 4-cyl.	BU  BK-YE  BK-OG
continues						

# Connectors

## 64/90:6-12

64/90

41-pin black

No.	Engine harness			Engine compartment harness		
6	9/38:1	Heated fuel filter, 4-cyl. Diesel	GN-RD	F33:2	Fuse	GN-RD
	63/86	Branching point	RD			
	4/46.1B:15	Engine Control Module (ECM), 5-cyl. 2.4l	BN	64/113:14	Connector	BN
	4/46.2B:13	Engine Control Module (ECM), 5-cyl. 2.5l T				
7	4/46.4A:E2	Engine control module (ECM), 4-cyl. 2.0l Diesel	WH-GN	4/56G:30	Central Electronic Module (CEM), Diesel	WH-GN
	4/46.5C:B3	Engine control module (ECM), 4-cyl. 1.6l Diesel				
8	4/46.1B:41	Engine Control Module (ECM), 5-cyl. 2.4l	GN-WH	4/56E:40	Central Electronic Module (CEM)	GN-WH
	4/46.2B:30	Engine Control Module (ECM), 5-cyl. 2.5l T				
	4/46.4A:E4	Engine control module (ECM), 4-cyl. 2.0l Diesel				
	4/46.5A:A2	Engine control module (ECM), 4-cyl. 1.6l Diesel				
	4/46.6A:39	Engine Control Module (ECM), 4-cyl. 1.8l				
	4/46/7A:40	Engine Control Module (ECM), 4-cyl. 1.6l				
	4/46.3B:48	Engine control module (ECM), 5-cyl. 2.4l Diesel	GN-WH	4/46E:10	Central Electronic Module (CEM), 5-cyl. 2.4 l Diesel	GN-BU
9	4/46.2B:17	Engine Control Module (ECM), 5-cyl.	GN-BU	4/56 E:9	Central Electronic Module (CEM), 5-cyl	GN-BU
	4/46.3B:33	Engine control module (ECM), 5-cyl. 2.4l Diesel				
10	3/10:2	Reversing light contact	GN-YE	4/56E:14	Central Electronic Module (CEM)	GN-BU
	3/10:3	Reversing light contact	GN-WH			
11	64/120:1	Connector	GY	2/35:5	Relay, starter motor	GY
12	8/77:1	Control valve, fuel volume	GN-BU	F34:2	Fuse	GN-BU
	8/120:3	EGR valve, 5-cyl. Diesel				
	8/133:1	Fuel pressure control valve, 4-cyl. 2.0l Diesel				
	63/103	Branching point				
	63/52	Branching point, 4-cyl. 1.6l	GN-RD			
	63/95	Branching point, 4-cyl. 1.8l				
	8/111:2	High-pressure solenoid valve, Diesel 4-cyl. 1.6l	GN-YE			
	8/113:1	Bypass valve, EGR cooling, 5-cyl. Diesel	GN-BK			
continues						

# Connectors

## 64/90:13-17

64/90

41-pin black

No.	Engine harness			Engine compartment harness		
13	4/46.1B:30	Engine Control Module (ECM), 5-cyl. 2.4l	GN-YE	F54:2	Fuse	GN-YE
	4/46.2B:15	Engine Control Module (ECM), 5-cyl. 2.5l T				
	4/46.4B:G4	Engine control module (ECM), 4-cyl. 2.0l Diesel	RD	2/142:5 F30:2	Relay, 5-cyl. 2.4l Diesel Fuse	RD
	4/46.7B:9	Engine Control Module (ECM), 4-cyl. 1.6l				
14	63/54	Branching point	GN-BU	F35:2	Fuse	GN-BU
	63/65	Branching point, 5-cyl. Diesel				
	8/18:1	EVAP valve	GN-RD			
	8/65:2	Power steering pressure monitor	GN-WH			
15	4/46.1B:58	Engine Control Module (ECM), 5-cyl. 2.4l	GY-RD	63/222	Branching point	GY-RD
	4/46.2B:54	Engine Control Module (ECM), 5-cyl. 2.5l T				
	4/46.3B:22	Engine control module (ECM), 5-cyl. 2.4l Diesel				
	4/46.4A:4A	Engine control module (ECM), 4-cyl. 2.0l Diesel				
	4/46.5A:4A	Engine control module (ECM), 4-cyl. 1.6l Diesel				
	4/46.6A:41	Engine Control Module (ECM), 4-cyl. 1.8l				
	4/46.7B:31	Engine Control Module (ECM), 4-cyl. 1.6l				
16	4/46.3A:90	Engine control module (ECM), 5-cyl. 2.4l Diesel	WH-BU	4/109:3	Glow plug control module, 4-cyl. Diesel	WH-BU
	4/46.4B:D4	Engine control module (ECM), 4-cyl. 2.0l Diesel		4/109:9	Glow plug control module, 5-cyl. Diesel	
	4/46.5C:A4	Engine control module (ECM), 4-cyl. 1.6l Diesel				
17	4/46.1B:10	Engine Control Module (ECM), 5-cyl. 2.4l	BK-YE	2/22:2	Relay, climate control system	BK-YE
	4/46.2B:10	Engine Control Module (ECM), 5-cyl. 2.5l T				
	4/46.3B:32	Engine control module (ECM), 5-cyl. 2.4l Diesel				
	4/46.4A:D4	Engine control module (ECM), 4-cyl. 2.0l Diesel				
	4/46.5C:E2	Engine control module (ECM), 4-cyl. 1.6l Diesel				
	4/46.6A:1	Engine Control Module (ECM), 4-cyl. 1.8l				
	4/46.7A:9	Engine Control Module (ECM), 4-cyl. 1.6l				
continues						

# Connectors

## 64/90:18-24

64/90

41-pin black

No.	Engine harness			Engine compartment harness		
18	8/3:1 8/3:2	Electromagnetic clutch, climate control system, 4-cyl Electromagnetic clutch, climate control system, 4-cyl. Diesel	GN-YE	2/22:5	Relay, climate control system	GN-YE
19	4/46.1B:51 4/46.3B:26 4/46.4A:D2 4/46.5A:G3 4/46.6A:13 4/46.7B:34	Engine Control Module (ECM), 5-cyl. 2.4l Engine control module (ECM), 5-cyl. 2.4l Diesel Engine control module (ECM), 4-cyl. 2.0l Diesel Engine control module (ECM), 4-cyl. 2.0l Diesel Engine Control Module (ECM), 4-cyl. 1.8l Engine Control Module (ECM), 4-cyl. 1.6l	WH-VT  BK-BU  WH-VT	7/8:2  8/127:2	Pressure sensor, climate control system  Pressure switch, climate control system, Diesel	WH-VT  BK-BU
20	6/26A:3	Alternator, 4-cyl.	RD	F31:2 4/56E:1	Fuse, 4-cyl. Central Electronic Module (CEM)	GN-YE RD
21	4/46.1B:16 4/46.2B:27 4/46.3B:42 4/46.4B:H3 4/46.5B:E1 4/46.6A:35 4/46.7A:8	Engine Control Module (ECM), 5-cyl. 2.4l Engine Control Module (ECM), 5-cyl. 2.5l T Engine control module (ECM), 5-cyl. 2.4l Diesel Engine control module (ECM), 4-cyl. 2.0l Diesel Engine control module (ECM), 4-cyl. 1.6l Diesel Engine Control Module (ECM), 4-cyl. 1.8l Engine Control Module (ECM), 4-cyl. 1.6l	BK-BU	2/32:2	Main relay, engine management system	BK-BU
22	4/28A:16	Transmission Control Module (TCM)	RD-YE	64/111:3	Connector	RD-YE
23	63/56 4/46.1B:54 4/46.2B:16	Branching point Engine Control Module (ECM), 5-cyl. 2.4l Engine Control Module (ECM), 5-cyl. 2.5l T	RD	F23:2	Fuse	RD
24	4/46.1B:20 4/46.2B:21 64/600:1 20/26:1	Engine Control Module (ECM), 5-cyl. Engine Control Module (ECM), 5-cyl. 2.5l T Connector, 4-cyl. Diesel Glow plug	WH-BK  WH-RD GN-OG	64/113:7  4/109:1	Connector  Glow plug control module, Diesel	WH-BK  GN-OG
continues						



# Connectors

## 64/90:25-29

64/90

41-pin black

No.	Engine harness			Engine compartment harness		
25	4/46.1B:33	Engine Control Module (ECM), 5-cyl. 2.4l	BN-WH	64/113:12	Connector	BK-WH
	4/46.2B:23	Engine Control Module (ECM), 5-cyl. 2.5l T				
	64/600:2	Connector, 4-cyl. Diesel	GN-OG	4/109:2	Glow plug control module, 4-cyl. Diesel	GN-OG
	20/25:1	Glow plug, 5-cyl. Diesel	WH-RD	4/109:2	Glow plug control module, 5-cyl. Diesel	GN-WH
26	4/46.1B:23	Engine Control Module (ECM), 5-cyl. 2.4l	WH-VT	64/113:11	Connector	WH-VT
	4/46.2B:45	Engine Control Module (ECM), 5-cyl. 2.5l T				
	20/24:1	Glow plug, 5-cyl.	WH-RD	4/109:3	Glow plug control module, 5-cyl. Diesel	GN-BU
	64/600:3	Connector, Diesel	GN-OG	4/109:6	Glow plug control module, 4-cyl. Diesel	GN-OG
27	4/46.1B:46	Engine Control Module (ECM), 5-cyl. 2.4l	YE-VT	64/113:10	Connector	YE-VT
	4/46.2B:46	Engine Control Module (ECM), 5-cyl. 2.5l T				
	64/600:4	Connector, Diesel	GN-OG	4/109:7	Glow plug control module, 4-cyl. Diesel	GN-OG
				4/109:4	Glow plug control module, 5-cyl. Diesel	GN-RD
28	4/46.1B:26	Engine Control Module (ECM), 5-cyl. 2.4l	GY	7/51:5	Accelerator pedal sensor	GY
	4/46.2B:26	Engine Control Module (ECM), 5-cyl. 2.5l T				
	4/46.3B:47	Engine control module (ECM), 5-cyl. 2.4l Diesel				
	4/46.4A:F3	Engine control module (ECM), 4-cyl. 2.0l Diesel				
	4/46.5A:B3	Engine control module (ECM), 4-cyl. 1.6l Diesel				
	4/46.6A:32	Engine Control Module (ECM), 4-cyl. 1.8l				
	4/46.7A:47	Engine Control Module (ECM), 4-cyl. 1.6l				
29	4/46.1B:31	Engine Control Module (ECM), 5-cyl. 2.4l	YE-RD	7/8:3	Pressure sensor, climate control system	YE-RD
	4/46.2B:31	Engine Control Module (ECM), 5-cyl. 2.5l T				
	4/46.3B:16	Engine control module (ECM), 5-cyl. 2.4l Diesel				
	4/46.6A:28	Engine Control Module (ECM), 4-cyl. 1.8l				
	4/46.7A:17	Engine Control Module (ECM), 4-cyl. 1.6l				
continues						

# Connectors

## 64/90:30-36

64/90

41-pin black

No.	Engine harness		Engine compartment harness		
30	4/28A:13	Transmission Control Module (TCM), 5-cyl.	GY-OG	64/111:1 Connector	GY-OG
31	4/46.1B:11 4/46.2B:11 4/46.3B:29	Engine Control Module (ECM), 5-cyl. 2.4l Engine Control Module (ECM), 5-cyl. 2.5l T Auto Engine control module (ECM), 5-cyl. 2.4l Diesel	GN-BU	2/35:1 Relay, starter motor	GN-BU
32	4/46.1B:47 4/46.2B:53 4/46.3B:27 4/46.7A:39 63/63	Engine Control Module (ECM), 5-cyl. 2.4l Engine Control Module (ECM), 5-cyl. 2.5l T Engine control module (ECM), 5-cyl. 2.4l Diesel Engine Control Module (ECM), 4-cyl. 1.6l Branching point, 4-cyl. 1.8l	BN-RD	7/8:1 Pressure sensor, climate control system	BN-RD
33	4/28A:7	Transmission Control Module (TCM), 5-cyl.	RD	64/111:2 Connector	RD
34	4/46.1B:7 4/46.2B:8 4/46.3A:58 4/46.4A:B2 4/46.5A:B2 4/46.6A:12 4/46.7A:10	Engine Control Module (ECM), 5-cyl. 2.4l Engine Control Module (ECM), 5-cyl. 2.5l T Engine control module (ECM), 5-cyl. 2.4l Diesel Engine control module (ECM), 4-cyl. 2.0l Diesel Engine control module (ECM), 4-cyl. 1.6l Diesel Engine Control Module (ECM), 4-cyl. 1.8l Engine Control Module (ECM), 4-cyl. 1.6l	WH-RD	4/71:4 Cooling fan control module	WH
35	4/46.3A:32 7/82:1	Engine control module (ECM), 5-cyl. 2.4l Diesel Rear heated oxygen sensor, Turbo	GN-BU GN-YE	4/109:10 Glow plug control module, Diesel 63/13 Branching point, Turbo	YE-GN GN-YE
36	-	-	-	-	-
continues					

# Connectors

## 64/90:37-41

64/90

41-pin black

No.	Engine harness			Engine compartment harness		
37	4/46.1B:14	Engine Control Module (ECM), 5-cyl. 2.4l	GN-YE	4/56E:10	Central Electronic Module (CEM)	GN-GY
	4/46.2B:14	Engine Control Module (ECM), 5-cyl. 2.5l T				
	4/46.3B:38	Engine control module (ECM), 5-cyl. 2.4l Diesel		4/56E:40	Central Electronic Module (CEM)	GN-WH
	4/46.5A:C3	Engine control module (ECM), 4-cyl. 1.6l Diesel	GN-BU	4/56E:10	Central Electronic Module (CEM)	GN-BU
	4/46.6A:46	Engine Control Module (ECM), 4-cyl. 1.8l				
	4/46.4A:C3	Engine control module (ECM), 4-cyl. 2.0l Diesel				
	4/46.7B:21	Engine Control Module (ECM), 4-cyl. 1.6l				
38	4/109:5	Glow plug control module, Diesel	GN-YE	-		-
39	7/15:1	Front heated oxygen sensor, 1.8l	GN-RD	F32:2	Fuse	GN-YE
	7/15:2	Front heated oxygen sensor, 1.6l				
	8/121:1	Coolant valve, Diesel	GN-BK			
	8/122:4	Bypass valve, intercooler				
	7/82:1	Rear heated oxygen sensor, 1.8l	GN-YE			
	7/82:2	Rear heated oxygen sensor, 1.6l				
	63/54	Branching point, 5-cyl. 2.4l Diesel				
63/98	Branching point					
40	7/15:3	Front heated oxygen sensor, Turbo	GN-YE	F33:2	Fuse	GN-RD
	63/61	Branching point				
	4/46.3B:5	Engine control module (ECM), 5-cyl. 2.4l Diesel	GN-OG	63/13	Branching point, 5-cyl.	GN-YE
41	4/46.5A:G1	Engine control module (ECM), 4-cyl. 1.6l Diesel	GN-OG	F36:2	Fuse	GN-BU
	4/46.5B:M2	Engine control module (ECM), 4-cyl. 1.6l Diesel				
	4/46.6A:34	Engine Control Module (ECM), 4-cyl. 1.8l				
	4/46.7B:8	Engine Control Module (ECM), 4-cyl. 1.6l				
	63/65	Branching point				
	7/15:4	Side impact sensor, front left	GN-YE			

# Connectors

## 64/97 - 64/111

### 64/97

#### 2-pin black

No.	Floor harness			Dashboard harness		
1	64/978:1 64/979:1	Connector Connector C70	OG	16/1.2B:2 16/108C:2	Infotainment Control Module (ICM) Multimedia Module (MMM)	OG
2	64/978:2 64/979:2	Connector Connector C70	OG	16/1B:1 16/60D:1	Integrated Audio Module (IAM) Phone Module (PHM)	OG

### 64/111

#### 27-pin gray

No.	Engine compartment harness			Dashboard harness		
1	64/90:30	Connector	GY-OG	3/156:3	Gear Selector Module (GSM)	GY-OG
2	64/90:33	Connector	RD	3/156:2 8/134:2	Gear Selector Module (GSM) Reverse interlock solenoid, manual S40/V50	RD
3	64/90:22	Connector	RD-YE	3/156:1	Gear Selector Module (GSM)	RD-YE
4	-		-	-		-
5	F26:2	Fuse	RD	3/1B:7	Start Control Module (SCU)	RD
6	-		-	-		-
7	7/51:4	Accelerator pedal sensor	BK-YE	63/12	Branching point	BK-YE
8	10/1:6 10/2:6	Lamp housing, front left Lamp housing, front right	BU	3/111:10	Switch unit, lights	BU
9	63/124	Branching point	BK	63/6	Branching point	BK
10						
11	7/179:1	Front impact sensor, left	WH-BK	4/9B:23	Supplemental Restraint System module (SRS)	WH-BK
12	7/179:2	Front left impact sensor C70	BN-YE	4/9B:24	Supplemental Restraint System module (SRS)	BN-YE
13	-		-	-		-
14	-		-	-		-
15	-		-	-		-
16	-		-	-		-
17	-		-	-		-
18	10/1:12 10/2:12 10/1:12 10/2:12	Lamp housing, front left Lamp housing, front right Lamp housing, front left, C70 Lamp housing, front right, C70	OG GN-YE	63/139	Branching point	OG
19	7/178:1	Front impact sensor, right	WH	4/9B:5	Supplemental Restraint System module (SRS)	WH
20	7/178:2	Front impact sensor, right	BN	4/9B:9	Supplemental Restraint System module (SRS)	BN
21	-		-	-		-
22	-		-	-		-
23	-		-	-		-
24	-		-	-		-
25	-		-	-		-
26	-		-	-		-
27	-		-	-		-

# Connectors

## 64/112

64/112

16-pin gray

No.	Floor harness			Dashboard harness		
1	16/105B:10	Audio Module (AUD)	WH-RD	16/26:1	Center dashboard speaker	WH-RD
2	16/105B:2	Audio Module (AUD)	GY-RD	16/26:2	Center dashboard speaker	GY-RD
3	-		-	-		-
4	4/56F:14 64/51:6	Central Electronic Module (CEM) W/O AWD Connector	BU-RD	3/254C:8	Steering Wheel Module (SWM)	BU-RD
5	4/56F:16 64/51:2	Central Electronic Module (CEM) W/O AWD Connector	GY-RD	3/254C:9	Steering Wheel Module (SWM)	GY-RD
6	64/31:4 64/30:4	Connector Connector, RHD	WH-GN WH	64/545:6	Connector, HVAC	WH-GN
7	64/30:4 64/31:4	Connector Connector, RHD	WH WH-GN	64/545:3	Connector, HVAC	WH
8	4/93B:17	Keyless Vehicle Module (KVM)	RD-GN	63/88	Branching point	RD-GN
9	16/1A:5	Integrated Audio Module (IAM)	WH-BK	64/41:23	Connector	WH
10	16/1A:12	Integrated Audio Module (IAM)	GY-BK	64/41:22	Connector	BK
11	16/1A:4	Integrated Audio Module (IAM)	WH-RD	64/43:23	Connector	WH-RD
12	16/1A:11	Integrated Audio Module (IAM)	GY-RD	64/43:22	Connector	BK
13	16/1A:6	Integrated Audio Module (IAM)	WH-VT	16/6:1 64/45:19	Speaker, rear left C70 Connector	WH-VT
14	16/1A:13	Integrated Audio Module (IAM)	GY-WH	16/6:2 64/45:18	Speaker, rear left C70 Connector	GY-WH
15	16/1A:3	Audio module (AUD)	WH	64/47:19	Connector	WH
16	16/1A:10	Integrated Audio Module (IAM)	GY	16/5:2 64/47:18	Speaker, rear right C70 Connector	GY

# Connectors

## 64/113:1-20

64/113

29-pin black

No.	Floor harness			Engine compartment harness		
1	64/816:1	Connector	WH	4/16:36	Brake Control Module (BCM)	WH
2	64/816:2	Connector	BN	4/16:37	Brake Control Module (BCM)	BN
3	64/817:1 64/817:1	Connector Connector C70	YE-GN WH	4/16:43	Brake Control Module (BCM)	YE-GN
4	64/817:2 64/817:2	Connector Connector C70	WH-GN BN	4/16:42	Brake Control Module (BCM)	WH-GN
5	-		-	-		-
6	9/2 16/141 64/48:7	Heated rear window C70 Interference filter, rear window, left S40 Connector V50	GN-BU	2/82:5	Relay, heated rear window	GN-BU
7	64/51:14	Connector	WH-BK	2/142:5 64/90:24	Fuel filter preheater relay, 5-cyl. Diesel Connector	WH-BK
8	7/164:5	Body Sensor Cluster Stability Sensor (BSC)	BN-RD	4/16:5	Brake Control Module (BCM)	BN-RD
9	7/164:3	Body Sensor Cluster Stability Sensor (BSC)	YE-RD	4/16:7	Brake Control Module (BCM)	YE-RD
10	64/51:9	Connector	YE-VT	64/90:27	Connector	YE-VT
11	64/51:10	Connector	WH-VT	64/90:26	Connector	WH-VT
12	64/51:11	Connector	BK-WH	64/90:25	Connector	BK-WH
13	64/51:12	Connector	GN-BU	2/22:1	Relay, climate control system	GN-BU
14	4/93B:20	Keyless Vehicle Module (KVM)	WH-RD	3/271:1 64/90:6	Contact, immobilizer, clutch pedal Connector	WH-RD BN
15	64/51:1	Connector	RD-OG	4/7A:6	Combustion Preheater Module (CPM)	RD-OG
16	-		-	-		-
17	7/164:2	Body Sensor Cluster Stability Sensor (BSC)	GY	4/16:29	Brake Control Module (BCM)	GY
18	7/164:1	Body Sensor Cluster Stability Sensor (BSC)	BU	4/16:25	Brake Control Module (BCM)	BU
19	64/50:8	Connector	WH	4/112A:2	Gas Discharge Lamp Module (GDL), master, left	WH
20	64/50:9	Connector	YE	4/112A:3 7/121:5	Gas Discharge Lamp Module (GDL), master, left Angle sensor, Bi-Xenon front	YE
continues						

## Connectors

### 64/113:21-29 - 64/179G

64/113

29-pin black

No.	Floor harness		Engine compartment harness	
21	-	-	-	-
22	-	-	-	-
23	-	-	-	-
24	4/110C:2 Trailer Module (TRM)	RD	F14:2 Fuse	RD
25	-	-	-	-
26	-	-	-	-
27	64/50:7 Connector	BN	4/112A:4 Gas Discharge Lamp Module (GDL), master, left 7/121:1 Angle sensor, Bi-Xenon front	BN
28	-	-	-	-
29	-	-	-	-

64/114

2-pin gray

No.	Floor harness		Engine compartment harness	
1	4/31:1 Fan control module	GN-OG	F10:2 Fuse	GN-OG
2	4/31:6 Fan control module	BK	63/108 Branching point	BK

64/120

1-pin black

No.	Engine harness		Starter motor harness	
1	64/90:11 Connector	GY	6/25:A1 Starter motor	GY

64/179G

1-pin gray

No.	Floor harness		Microphone harness	
1	16/105B:1 Audio module (AUD), C70 16/105B:16 Audio Module (AUD)	WH	16/98 Microphone, pigtail	-

## Connectors

### 64/233 C70 - 64/246 C70

#### 64/233 C70

##### 16-pin green

No.	Floor harness		Trunk lid/tailgate harness		
1	-	-	-	-	-
2	-	-	-	-	-
3	4/56C:7	Central Electronic Module (CEM)	OG-YE	10/19:1	Brake light extra
4	-	-	-	-	-
5	4/56F:22	Central Electronic Module (CEM), not 4/93 KVM	BK-YE	10/3:1	License plate lighting
	63/277	Branching point			
6	4/56C:13	Central Electronic Module (CEM)	OG-BK	10/3:2	License plate lighting
7	63/172	Branching point	BK	10/3:3	License plate lighting
				10/19:5	Brake light extra
8-16	-	-	-	-	-

#### 64/245 C70

##### 3-pin green

No.	Floor harness		Checking the CRM		
1	63/228	Branching point	GY-RD	Low speed CAN high data signal	-
2	-	-	-	-	-
3	63/229	Branching point	BU-RD	Low speed CAN low data signal	-

#### 64/246 C70

##### 4-pin gray

No.	Floor harness		Floor harness		
1	63/184	Branching point	BK-GN	4/59B:1	Convertible Roof Module (CRM)
					BK-GN
2	64/596:1	Connector	GN-RD	4/59B:2	Convertible Roof Module (CRM)
					GN-RD
3	63/184	Branching point	BK-GN	4/59B:3	Convertible Roof Module (CRM)
					BK-GN
4	64/596:2	Connector	RD-WH	4/59B:4	Convertible Roof Module (CRM)
					RD-WH



## Connectors

### 64/250 C70 - 64/425

#### 64/250 C70 8-pin gray

No.	Trunk lid/tailgate harness			Floor harness		
1	10/24:2	Cargo compartment lighting	BK	63/173	Branching point	BK
2	10/24:4	Cargo compartment lighting	BK	3/78:4	Lock unit, trunk lid/tailgate	BK
3	17/19:2 17X/19:2	12V outlet, cargo compartment Connector	OG	4/56C:22	Central Electronic Module (CEM)	OG
4	17/19:1	12V outlet, cargo compartment	BK	31/11	Ground connection	BK
5	3/268:3	Load assistance switch	BK	4/59F:10	Convertible Roof Module (CRM)	BK
6	3/268:1	Load assistance switch	OG-BU	63/173	Branching point	OG-BU
7	3/268:5	Load assistance switch	BK	3/78:5	Lock unit, trunk lid/tailgate	BK
8	-		-	-		-

#### 64/322 5-pin green

No.	Floor harness			Rear shock absorber harness		
1	63/228	Branching point	GY-RD	63/421	Branching point	GY-RD
2	63/229	Branching point	BU-RD	63/422	Branching point	BU-RD
3	10/17A:1 10/17A:2	Lamp housing, rear right S40 Lamp housing, rear right V50/C70	OG-BK	4/110B:3	Trailer Module (TRM)	BK
4	31/12	Ground connection	BK	63/420	Branching point	BK
5	4/56C:38	Central Electronic Module (CEM)	RD	4/86A:1	Parking Assistance Module (PAM)	RD

#### 64/425 6-pin yellow

No.	Dashboard harness			SRS passenger side harness		
1	4/9B:1	Supplemental Restraint System module (SRS)	OG	8/31:1	Airbag igniter, passenger side	OG
2	4/9B:2	Supplemental Restraint System module (SRS)	BK-WH	8/31:2	Airbag igniter, passenger side	BK-WH
3	-		-	-		-
4	63/12	Branching point	BK-GN	8/31:4 8/32:4	Airbag igniter, passenger side S40/V50 Igniter, airbag stage 2, passenger side	BK-GN
5	4/9B:11	Supplemental Restraint System module (SRS)	OG	8/32:1	Igniter, airbag stage 2, passenger side	OG
6	4/9B:10	Supplemental Restraint System module (SRS)	BK-YE	8/32:2	Igniter, airbag stage 2, passenger side	BK-YE

# Connectors

64/545

64/545

6-pin light gray

No.	Dashboard harness			Climate control system harness		
1	4/56A:44	Central Electronic Module (CEM)	YE	6/48:1 6/95:1 6/96:1 6/102:1 6/103:1 7/159:1	Damper Motor Module (DMM), recirculation Damper Motor Module (DMM), left-hand side§ Damper Motor Module (DMM), right-hand side Damper Motor Module (DMM), defroster Damper Motor Module (DMM), floor/ventilation Air Quality Sensor (AQS)	RD
2	3/112:5	Climate Control Module (CCM)	YE-GN	7/41:1	Temperature sensor evaporator	BU-YE
3	3/112:12 64/112:7	Climate Control Module (CCM) Connector	WH	6/48:2 6/95:2 6/103:2 7/159:2	Damper Motor Module (DMM), recirculation, RHD Damper Motor Module (DMM), left-hand side Damper Motor Module (DMM), floor/ventilation Air Quality Sensor (AQS)	YE
4	63/25	Branching point	BK	6/48:3 6/96:3 6/102:3 6/103:3 7/159:3	Damper Motor Module (DMM), recirculation Damper Motor Module (DMM), right-hand side Damper Motor Module (DMM), defroster Damper Motor Module (DMM), floor/ventilation Air Quality Sensor (AQS)	BN
5	3/112:14 6/117:3	Climate Control Module (CCM) Interior temperature sensor	BN-GN	7/41:3	Temperature sensor evaporator	GN-OG
6	3/112:7 64/112:6	Climate Control Module (CCM) Connector	WH-GN	6/48:2 6/96:2 6/102:2 7/159:2	Damper Motor Module (DMM), recirculation Damper Motor Module (DMM), right-hand side Damper Motor Module (DMM), defroster Air Quality Sensor (AQS)	VT

## Connectors

### 64/596 C70 - 64/661 C70

#### 64/596 C70 4-pin gray

No.	Engine harness			Floor harness		
1	F15:2	Fuse	GN-RD	64/246:2	Connector	GN-RD
2	2/182:3	Relay, headlight washer motor	RD-WH	64/246:4	Connector	RD-WH
3	F22:2	Fuse	OG-GN	16/79A:1	Subwoofer Module (SUB)	OG-GN
4	-		-	-		-

#### 64/600 4-pin black

No.	Engine harness			Glow plug harness		
1	64/90:24	Connector	GN-OG	20/22:1	Glow plug	GN-OG
2	64/90:25	Connector	GN-OG	20/23:1	Glow plug	GN-OG
3	64/90:26	Connector	GN-OG	20/24:1	Glow plug	GN-OG
4	64/90:27	Connector	GN-OG	20/25:1	Glow plug	GN-OG

#### 64/660 C70 12-pin gray

No.	Driver's door harness, addition			Driver's door harness		
1	16/4:1	Speaker, driver's door	WH-BU	16/151:6	Distribution filter, front left door	WH-BU
2	16/4:2	Speaker, driver's door	GY-BU	16/151:5	Distribution filter, front left door	GY-BU
3	8/137:2	Lock motor, left door compartment	WH-BK	64/41:24	Connector	BK
4	8/137:1	Lock motor, left door compartment	YE-BK	64/41:19	Connector	BK
5	3/80:1	Switch, central locking driver's door	BK	3/81:11	Power window switches, driver's door	BK
6	3/80:2	Switch, central locking driver's door	BK-RD	63/63	Branching point	BK-RD
7	3/80:3	Switch, central locking driver's door	BK-YE	63/64	Branching point	BK-YE
8	3/80:4	Switch, central locking driver's door	GN-BK	3/126A:16	Driver Door Module (DDM)	GN-BK
9	3/80:5	Switch, central locking driver's door	GN-YE	3/81:10	Power window switches, driver's door	GN-YE
10	10/245:3	Lock indicator, left door	RD	64/41:7	Connector	BK
11	10/245:2	Lock indicator, left door	RD	64/41:10	Connector	BK

#### 64/661 C70 2-pin yellow/green

No.	Driver's door harness			Driver's door harness, addition		
1	64/41:8	Connector	OG	8/66:2	Igniter, left inflatable curtain	OG
2	64/41:9	Connector	BK-RD	8/66:1	Igniter, left inflatable curtain	BK-RD

## Connectors

### 64/662 C70 - 64/707 C70

#### 64/662 C70

##### 12-pin gray

No.	Passenger door harness, addition			Passenger door harness		
1	16/3:1	Speaker, passenger door	WH-BU	16/152:6	Distribution filter, front right door	WH-BU
2	16/3:2	Speaker, passenger door	GY-BU	16/152:5	Distribution filter, front right door	GY-BU
3	8/138:2	Lock motor, right door compartment	WH-BK	64/43:24	Connector	BK
4	8/138:1	Lock motor, right door compartment	YE-BK	64/43:19	Connector	BK
5	3/82:1	Switch, central locking passenger door	BK	3/83:3	Switch, power window passenger door	BK
6	3/82:2	Switch, central locking passenger door	BK-RD	3/127A:6	Passenger Door Module (PDM)	BK-RD
7	3/82:3	Switch, central locking passenger door	BK-RD	3/127A:7	Passenger Door Module (PDM)	BK-YE
8	3/82:4	Switch, central locking passenger door	GN-BK	3/127A:16	Passenger Door Module (PDM)	GN-RD
9	3/82:5	Switch, central locking passenger door	GN-YE	3/83:1	Switch, power window passenger door	GN-BU
10	10/246:3	Lock indicator, right door	RD	64/43:7	Connector	BK
11	10/246:2	Lock indicator, right door	RD	64/43:10	Connector	BK

#### 64/663 C70

##### 2-pin yellow/green

No.	Passenger door harness			Passenger door harness, addition		
1	64/43:8	Connector)	OG	8/67:2	Igniter, right inflatable curtain	OG
2	64/43:9	Connector	BK-BU	8/67:1	Igniter, right inflatable curtain	BK-RD

#### 64/707 C70

##### 6-pin gray, option A

No.	Passenger door harness			-		
1	63/41	Branching point	WH	64/707:4	Connector	WH
2	63/40	Branching point	BK	64/707:3	Connector	GY
3	16/3:2	Speaker, passenger door	GY	64/707:2	Connector	GY
4	16/3:1	Speaker, passenger door	WH	64/707:1	Connector	WH
5	64/662:2	Connector	GY-BU	-	-	-
6	64/662:1	Connector	WH-BU	-	-	-

## Connectors

### 64/707 C70 - 64/816

#### 64/707 C70

##### 6-pin gray, option B

No.	Passenger door harness			-		
1	63/41	Branching point	WH	16/152:1	Distribution filter, front right door	-
2	63/40	Branching point	BK	16/152:2	Distribution filter, front right door	-
3	16/3:2	Speaker, passenger door	GY	16/152:3	Distribution filter, front right door	-
4	16/3:1	Speaker, passenger door	WH	16/152:4	Distribution filter, front right door	-
5	64/662:2	Connector	GY-BU	16/152:5	Distribution filter, front right door	-
6	64/662:1	Connector	WH-BU	16/152:6	Distribution filter, front right door	-

#### 64/708 C70

##### 6-pin gray, option A

No.	Driver's door harness			-		
1	63/43	Branching point	WH	64/708:4	Connector	WH
2	63/42	Branching point	BK	64/708:3	Connector	GY
3	16/4:2	Speaker, driver's door	GY	64/708:2	Connector	GY
4	16/4:1	Speaker, driver's door	WH	64/708:1	Connector	WH
5	-	-	-	-	-	-
6	-	-	-	-	-	-

#### 64/708 C70

##### 6-pin gray, option B

No.	Driver's door harness			-		
1	63/43	Branching point	WH	16/151:1	Distribution filter, front left door	-
2	63/42	Branching point	BK	16/151:2	Distribution filter, front left door	-
3	16/4:2	Speaker, driver's door	GY	16/151:3	Distribution filter, front left door	-
4	16/4:1	Speaker, driver's door	WH	16/151:4	Distribution filter, front left door	-
5	64/660:2	Connector	GY-BU	16/151:5	Distribution filter, front left door	-
6	64/660:1	Connector	WH-BU	16/151:6	Distribution filter, front left door	-

#### 64/816

##### 2-pin black

No.	Floor harness			ABS harness, rear left		
1	64/113:1	Connector	WH	7/56:1	Sensor ABS, rear left	WH
2	64/113:2	Connector	BN	7/56:2	Sensor ABS, rear left	BN

## Connectors

### 64/817 - 64/973 C70

#### 64/817

#### 2-pin black

No.	Floor harness			ABS harness, rear right		
1	64/113:3	Connector C70	WH	7/57:1	Sensor ABS, rear right	WH
	64/113:3	Connector	YE-GN			
2	64/113:4	Connector C70	BN	7/57:2	Sensor ABS, rear right	BN
	64/113:4	Connector	WH-GN			

#### 64/861

#### 1-pin black

No.	Climate control PTC element harness			Engine compartment harness		
1	9/41A:2	PTC-element	RD	F5:2	Fuse	RD

#### 64/862

#### 1-pin white

No.	Climate control PTC element harness			Engine compartment harness		
1	9/41A:1	PTC-element	-	31/112	Ground connection	BK

#### 64/971 C70

#### 2-pin black

No.	Floor harness			MOST amplifier harness		
1	64/97:1	Connector	OG	16/105D:1	Audio Module (AUD)	OG
2	64/97:2	Connector	OG	16/139C:2	Global Positioning System Module (GPS)	OG

#### 64/973 C70

#### 2-pin black

No.	Floor harness			MOST amplifier harness		
1	64/97:1	Connector	OG	16/105D:1	Audio Module (AUD)	OG
2	64/97:2	Connector	OG	16/145C:2	Remote Digital Audio Receiver (RDAR)	OG

## Connectors

### 64/974 - 64/979 S40/V50

#### 64/974 C70

#### 2-pin black

No.	Floor harness		MOST amplifier harness		
1	64/97:1	Connector	OG	16/105D:1 Audio Module (AUD)	OG
2	64/97:2	Connector	OG	16/139C:2 Global Positioning System Module (GPS)	OG

#### 64/978

#### 2-pin black

No.	Floor harness		MOST amplifier harness		
1	64/97:1	Connector	OG	16/105D:1 Audio Module (AUD) 16/145:1 Remote Digital Audio Receiver (RDAR) 64/97:1 Connector 64/979:1 Connector	OG
2	64/97:2	Connector	OG	16/79C:2 Subwoofer Module (SUB), C70 16/105D:2 Audio module (AUD) 16/139C:2 Global Positioning System Module (GPS)	OG

#### 64/979 C70

#### 2-pin black

No.	Floor harness		MOST amplifier harness		
1	64/97:1	Connector	OG	16/105D:1 Audio Module (AUD)	OG
2	64/97:2	Connector	OG	16/105D:2 Audio Module (AUD)	OG

#### 64/979 S40/V50

#### 2-pin black

No.	Floor harness		MOST amplifier harness		
1	64/978:1	Connector	OG	16/49C:1 Traffic Message Channel Module (TMC)	OG
2	-	-	-	16/49C:2 Traffic Message Channel Module (TMC) 16/105D:1 Audio Module (AUD)	OG

## Connectors

### 64/1300 - 64/1400

#### 64/1300 6-pin

No.	Front parking assistance harness			Engine compartment harness		
1	63/615	Branching point	BU	64/1400:1	Connector	BU
2	7/207:2	Front parking assistance sensor	GN	64/1400:2	Connector	GN
3	7/206:2	Front parking assistance sensor	VT	64/1400:3	Connector	VT
4	7/205:2	Front parking assistance sensor	YE	64/1400:4	Connector	YE
5	7/204:2	Front parking assistance sensor	WH	64/1400:5	Connector	WH
6	63/616	Branching point	BK	64/1400:6	Connector	BK

#### 64/1400 6-pin gray

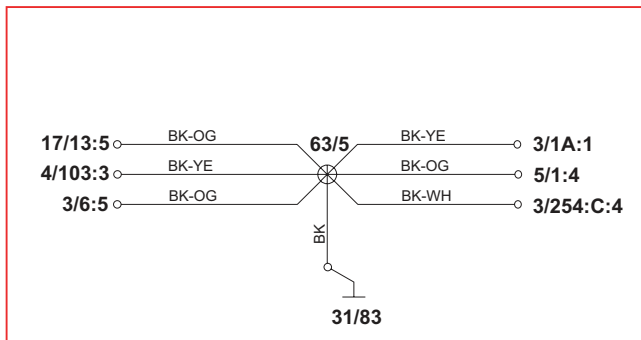
No.	Parking assistance harness, passenger compartment			Parking assistance harness, engine compartment		
1	4/86B:2	Parking Assistance Module (PAM)	BU	64/1300:1	Connector	BU
2	4/86B:8	Parking Assistance Module (PAM)	GN	64/1300:2	Connector	GN
3	4/86B:7	Parking Assistance Module (PAM)	VT	64/1300:3	Connector	VT
4	4/86B:6	Parking Assistance Module (PAM)	YE	64/1300:4	Connector	YE
5	4/86B:5	Parking Assistance Module (PAM)	WH	64/1300:5	Connector	WH
6	4/86B:1	Parking Assistance Module (PAM)	BK	64/1300:6	Connector	BK



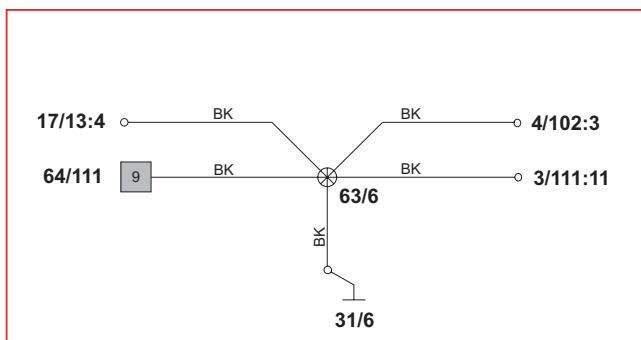
# Branching points

## 63/5 - 63/29

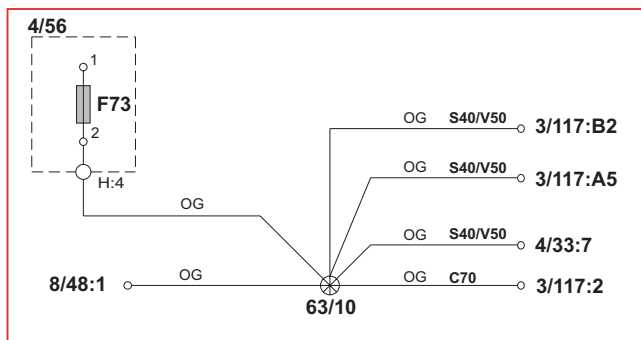
63/5



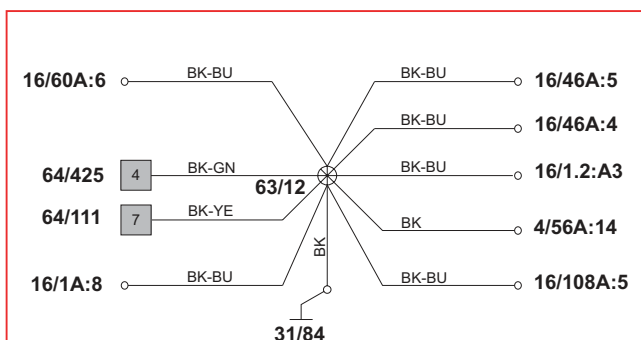
63/6



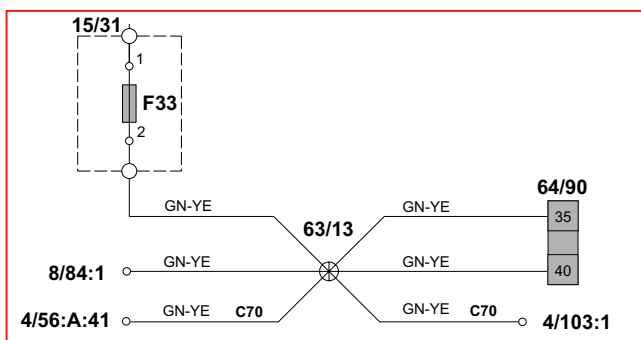
63/10



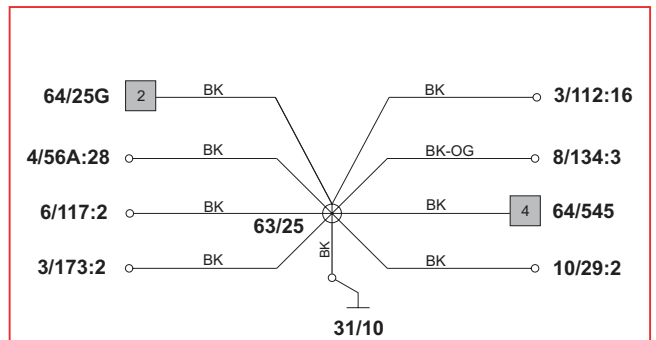
63/12



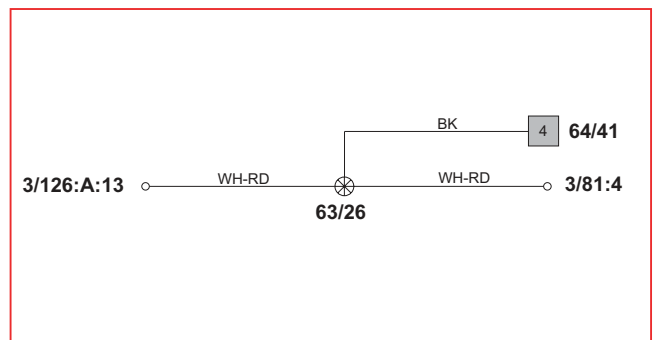
63/13 5-cyl.



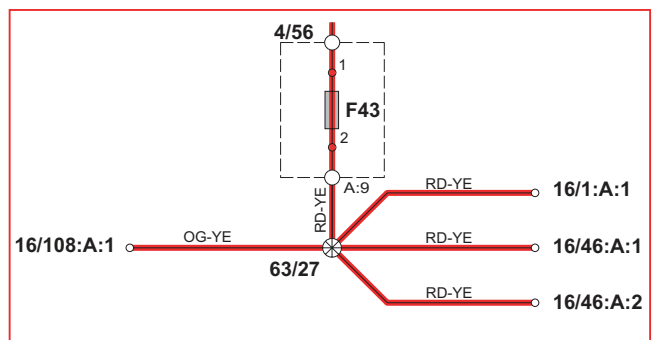
63/25



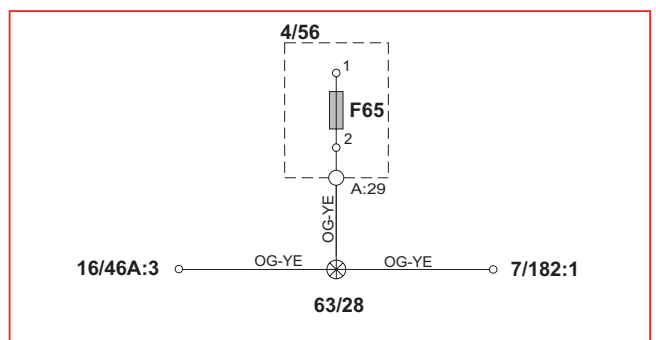
63/26 S40/V50



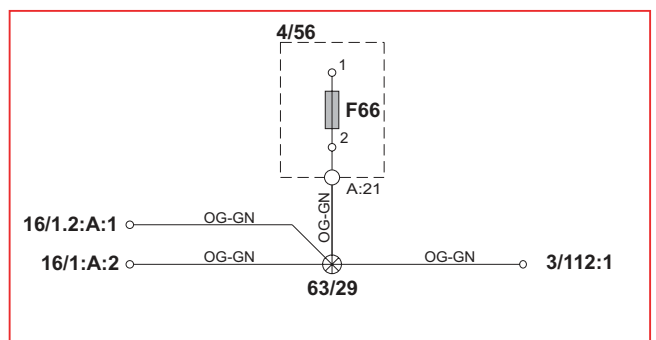
63/27



63/28



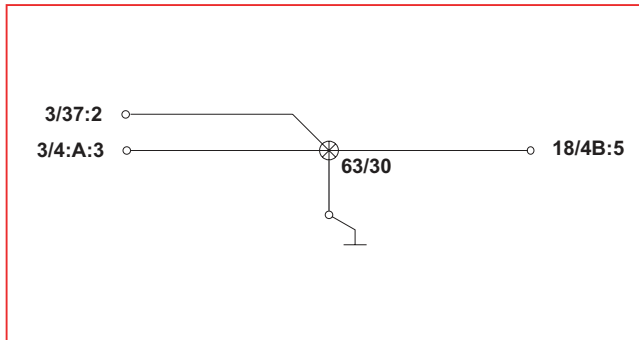
63/29



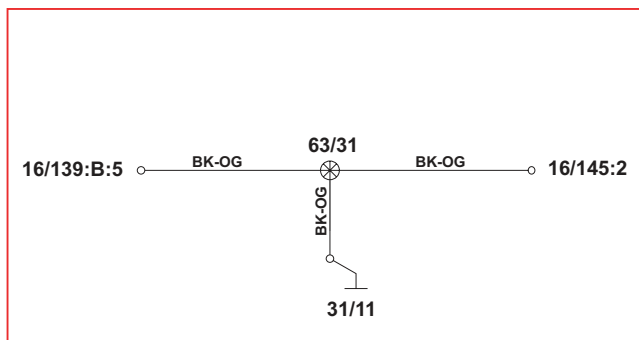
# Branching points

## 63/30 - 63/41

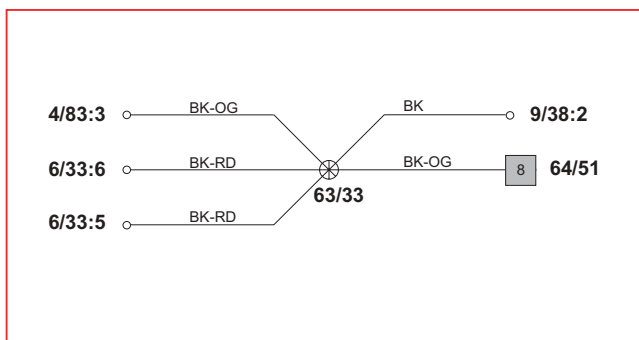
63/30



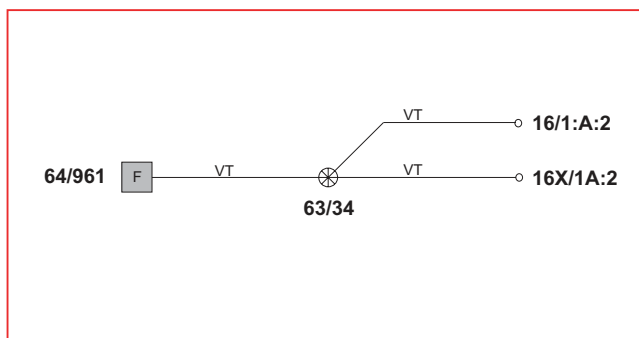
63/31 S40/V50



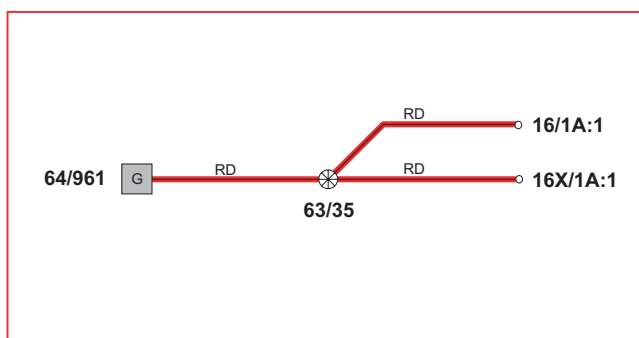
63/33 5-cyl.



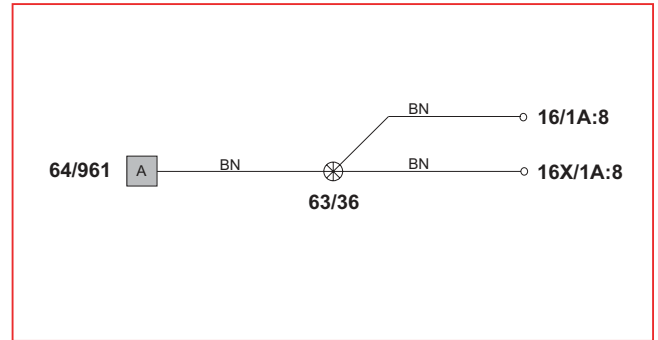
63/34



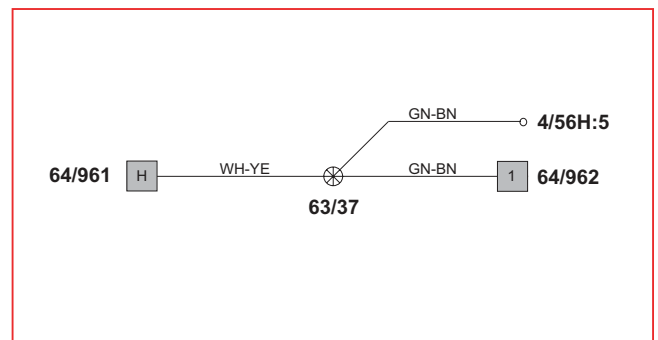
63/35



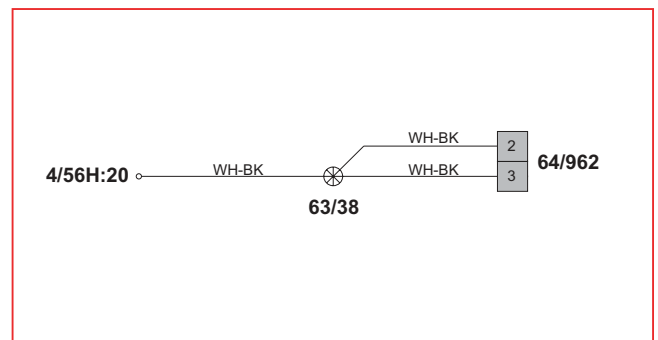
63/36



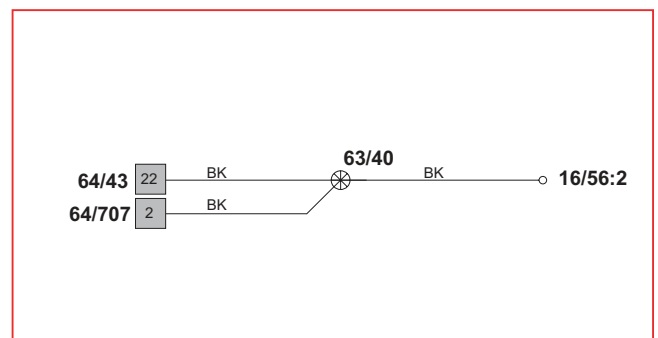
63/37



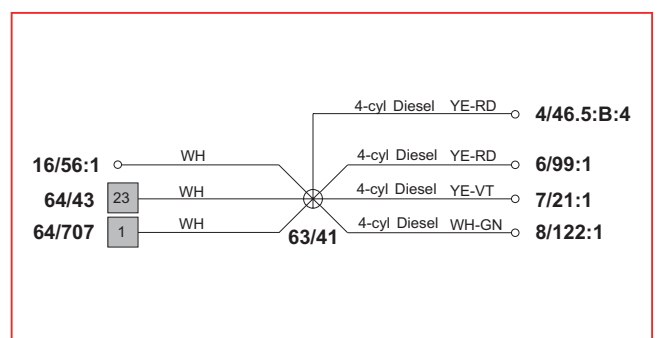
63/38



63/40



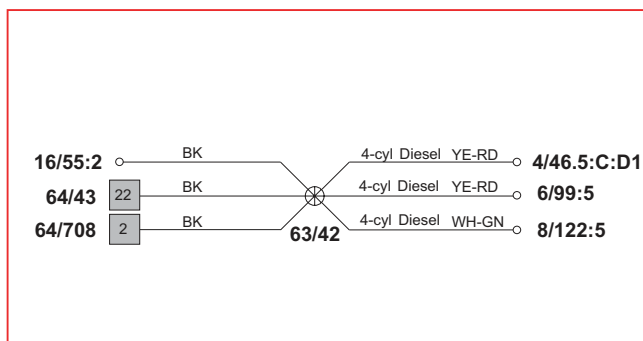
63/41



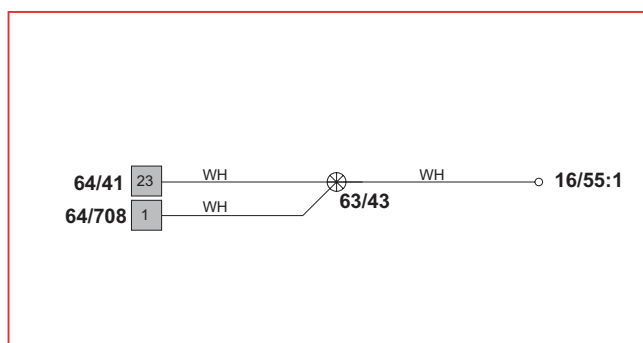
# Branching points

## 63/42 - 63/54 5-cyl. Diesel

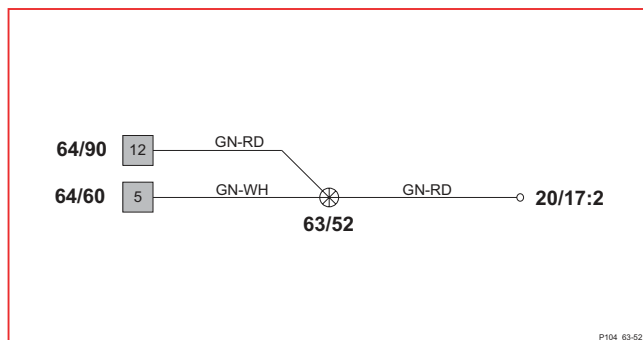
### 63/42



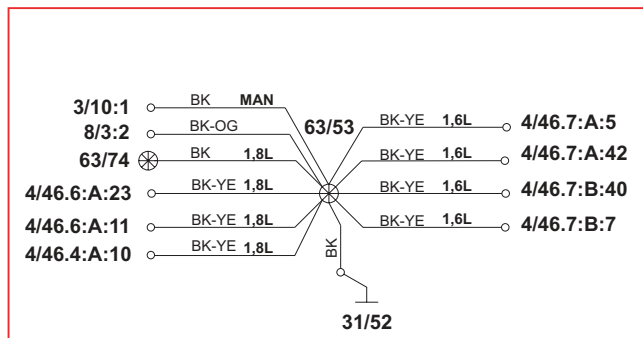
### 63/43



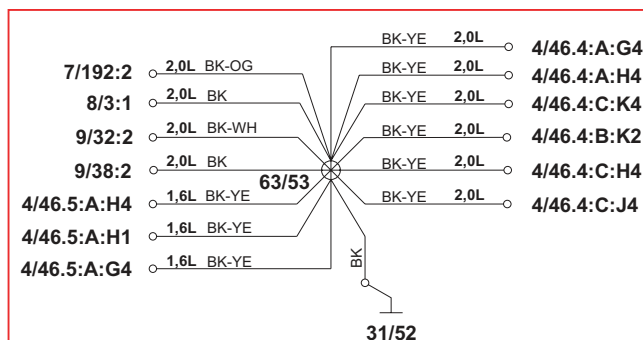
### 63/52 4-cyl. 1.6l



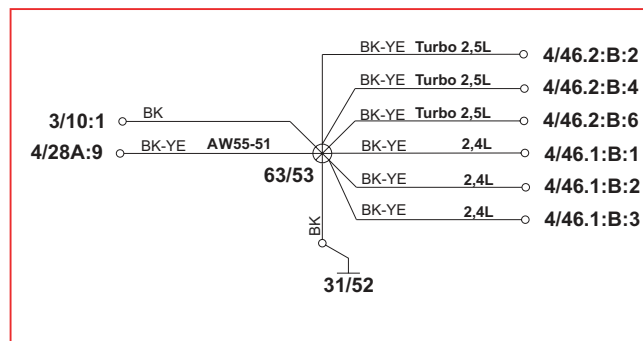
### 63/53 4-cyl.



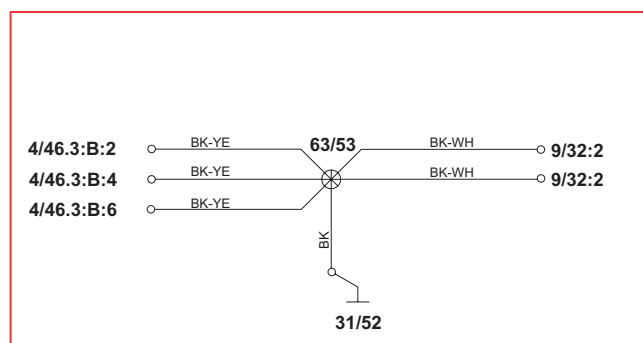
### 63/53 4-cyl. Diesel



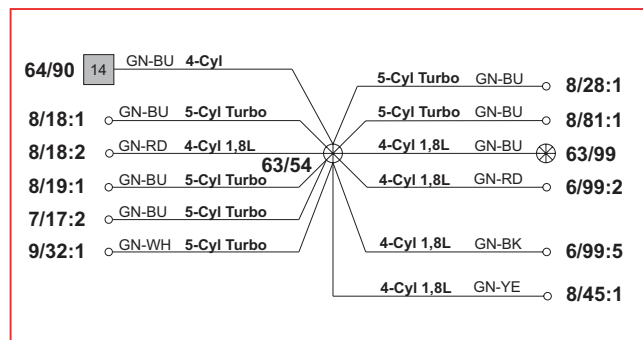
### 63/53 5-cyl.



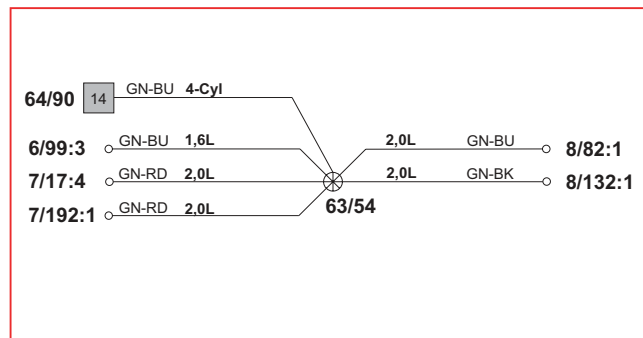
### 63/53 5-cyl. Diesel



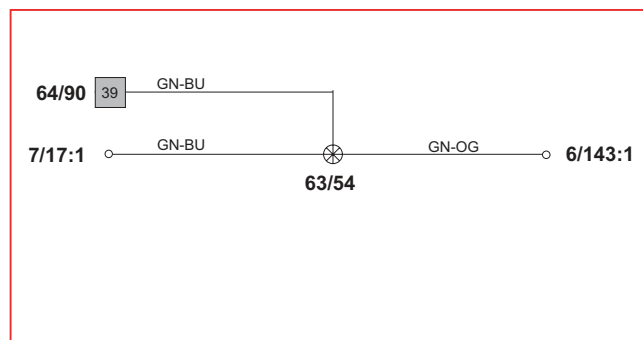
### 63/54 Gasoline



### 63/54 4-cyl. Diesel



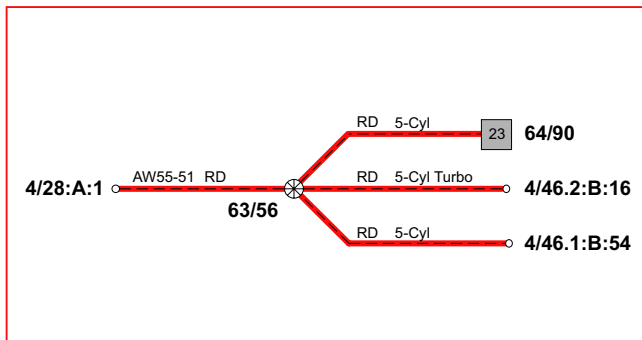
### 63/54 5-cyl. Diesel



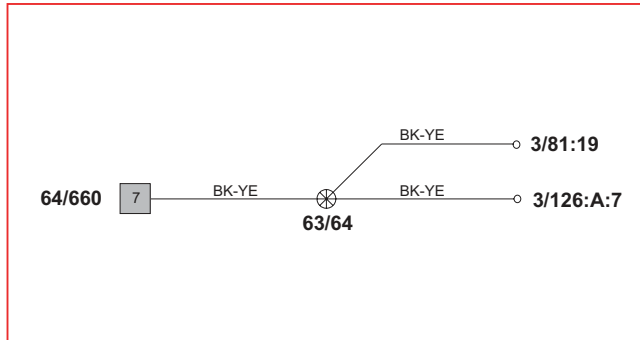
# Branching points

## 63/56 - 63/74 4-cyl. Gasoline

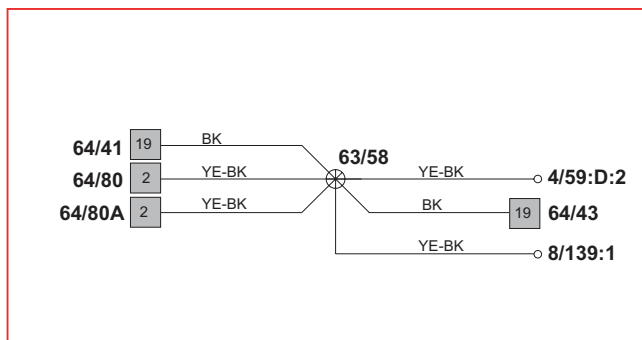
### 63/56



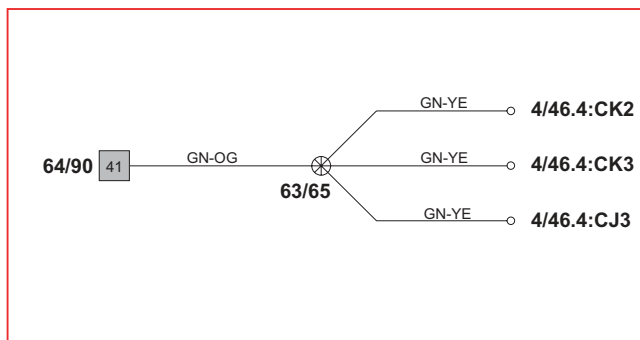
### 63/64



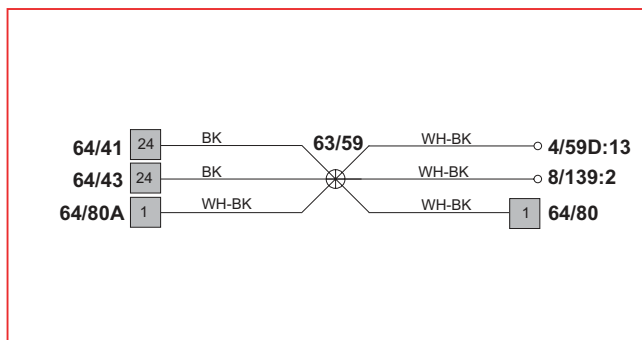
### 63/58 C70



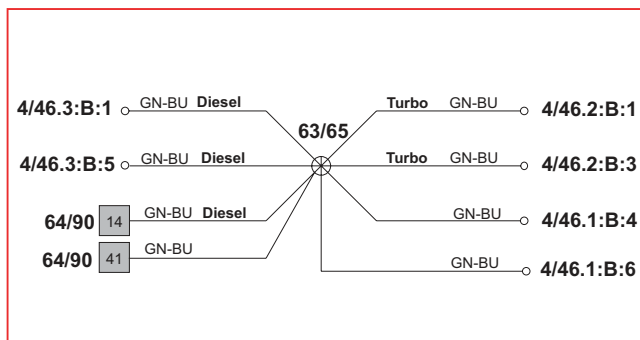
### 63/65 4-cyl. 2.0l Diesel



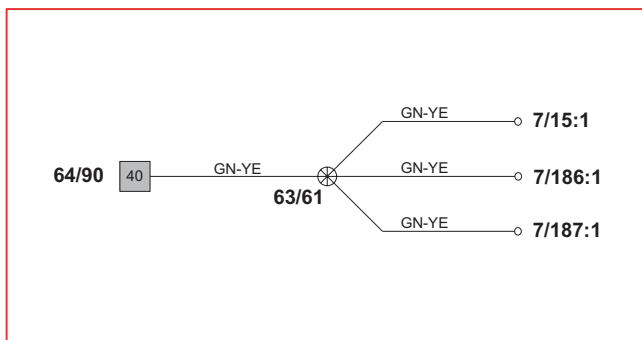
### 63/59 C70



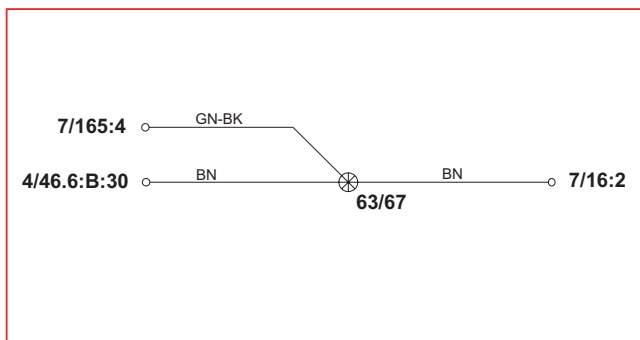
### 63/65 5-cyl.



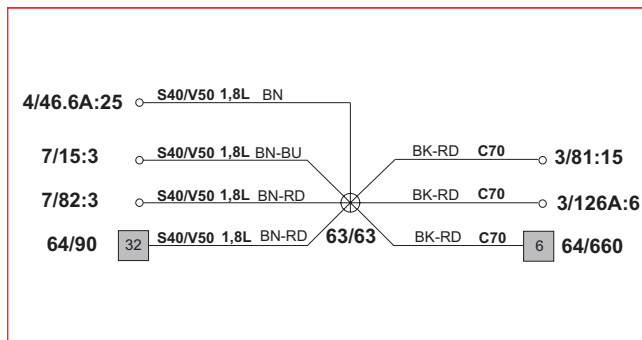
### 63/61 5-cyl.



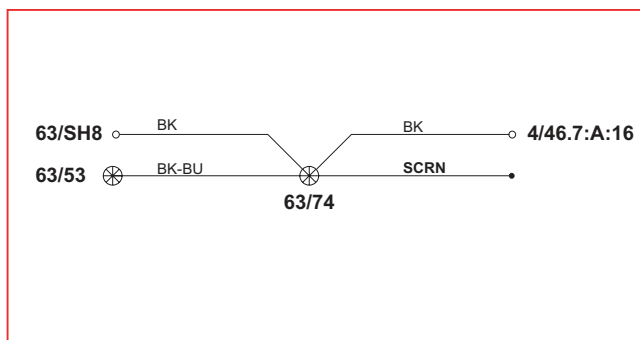
### 63/67



### 63/63

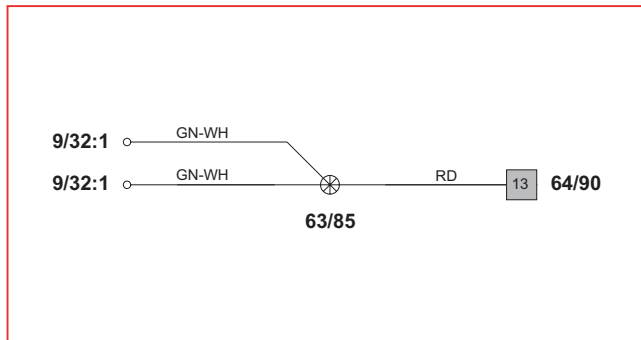


### 63/74 4-cyl. Gasoline

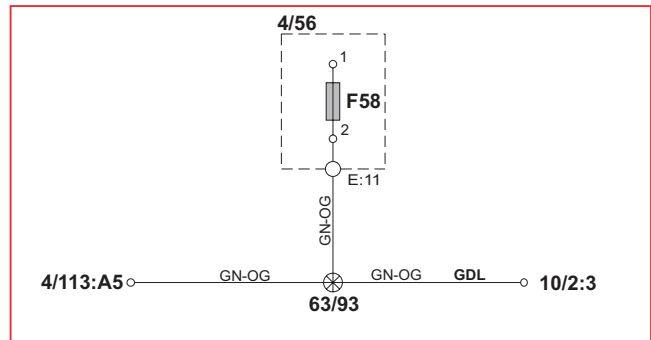


# Branching points 63/85 - 63/98 5-cyl.

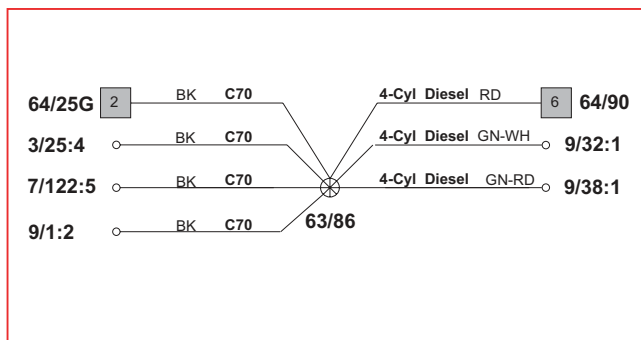
63/85



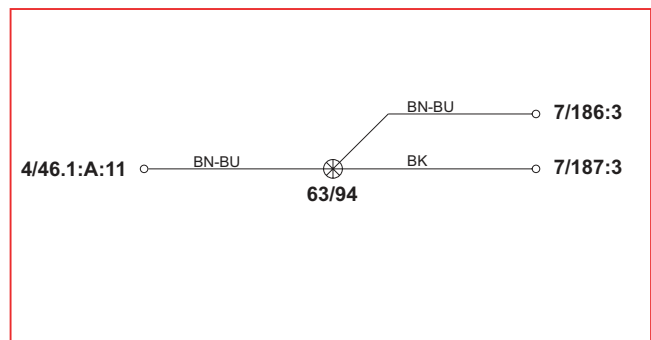
63/93



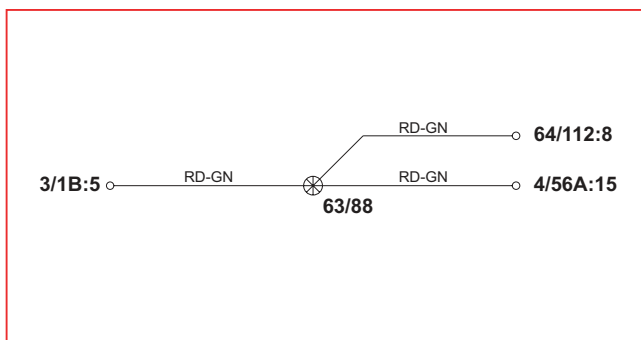
63/86



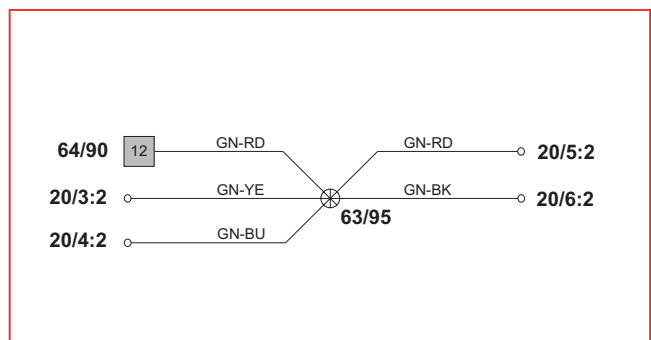
63/94



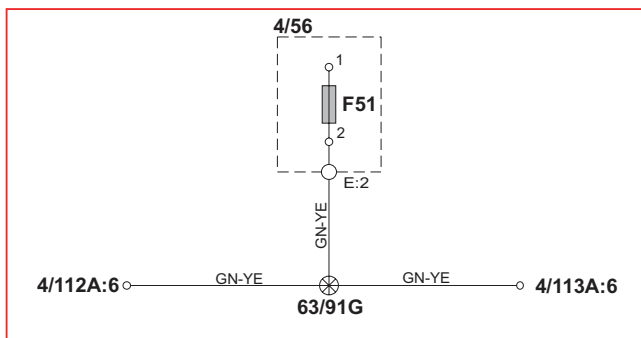
63/88



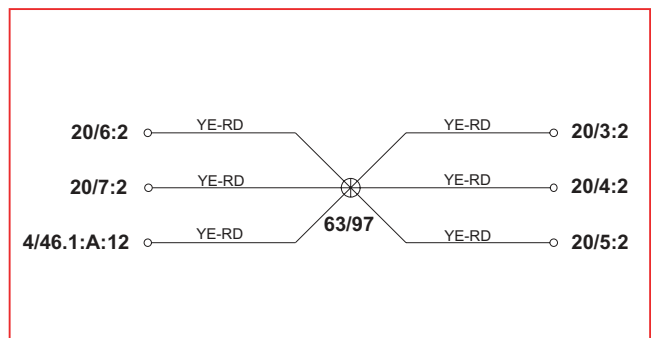
63/95 4-cyl. 1.8l



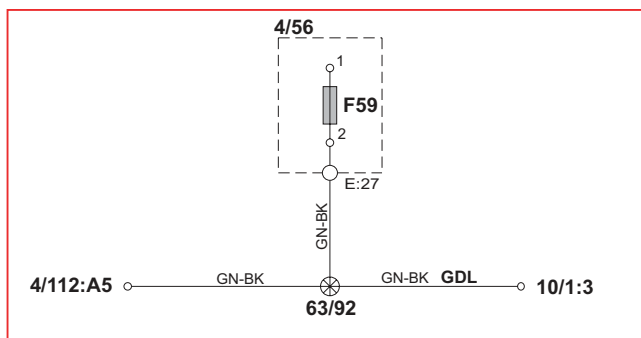
63/91G



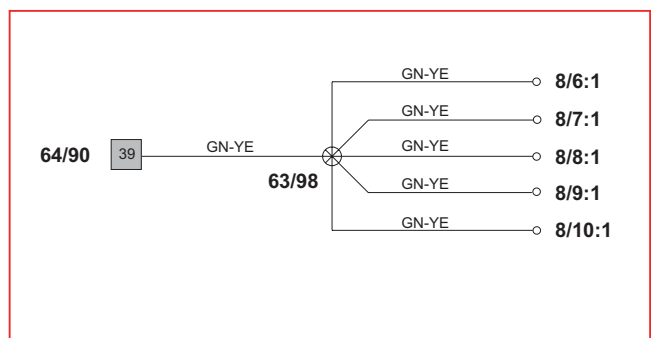
63/97 5-cyl.



63/92



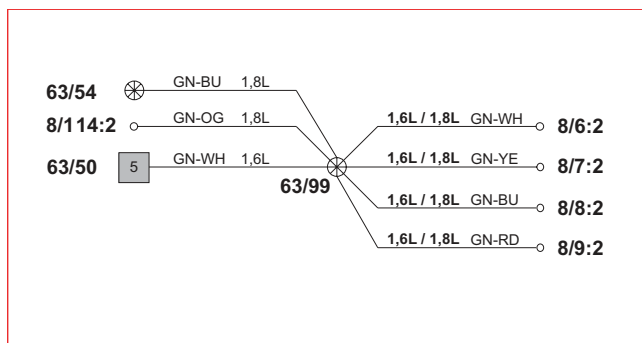
63/98 5-cyl.



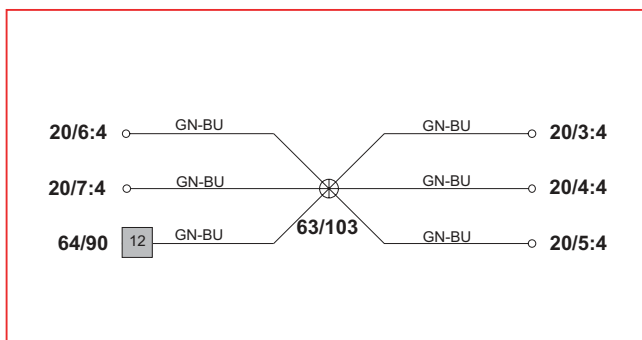
# Branching points

## 63/99 4-cyl. Gasoline

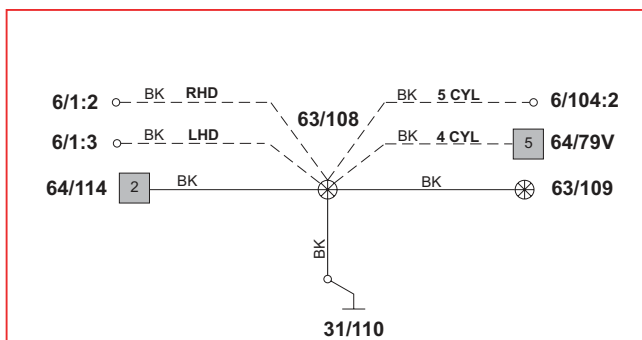
### 63/99 4-cyl. Gasoline



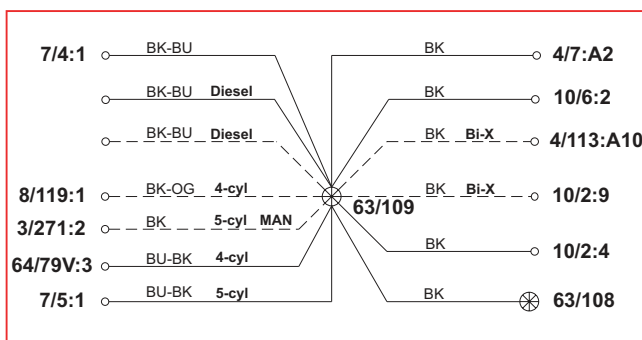
### 63/103 5-cyl.



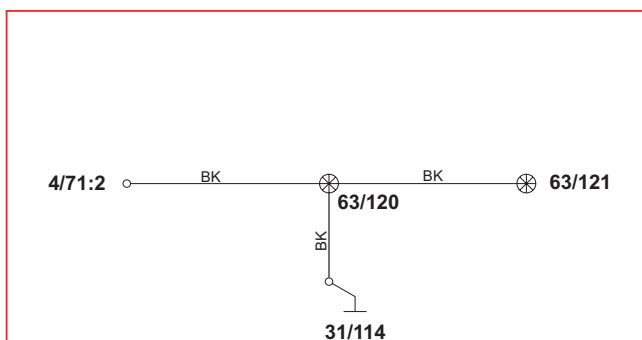
### 63/108



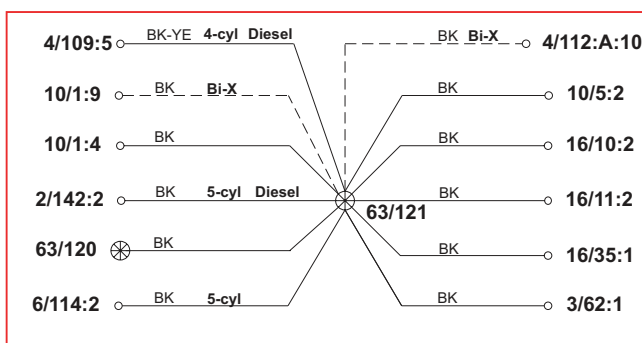
### 63/109



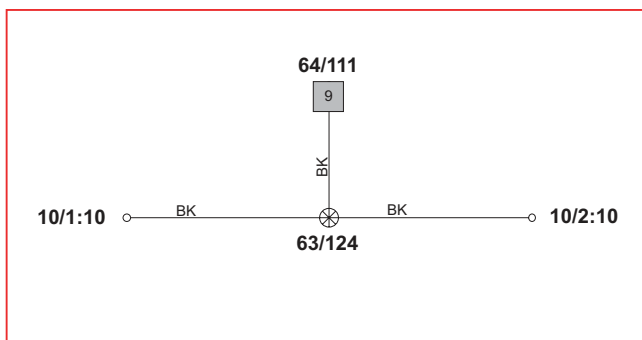
### 63/120



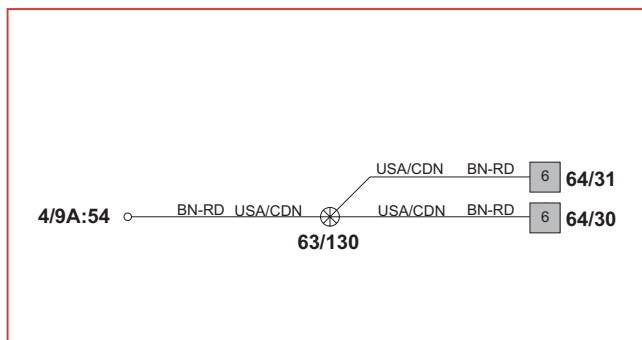
### 63/121



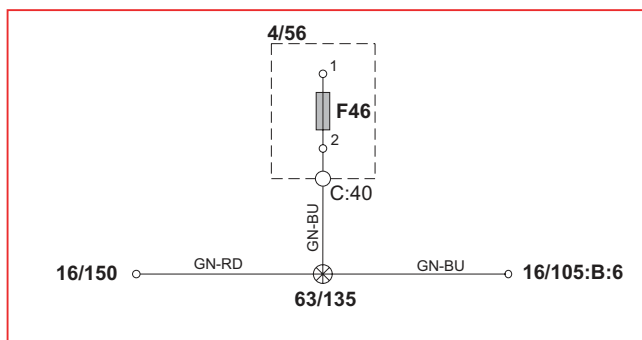
### 63/124



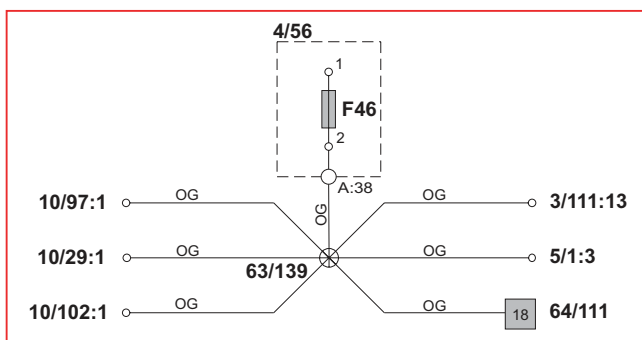
### 63/130



### 63/135 C70



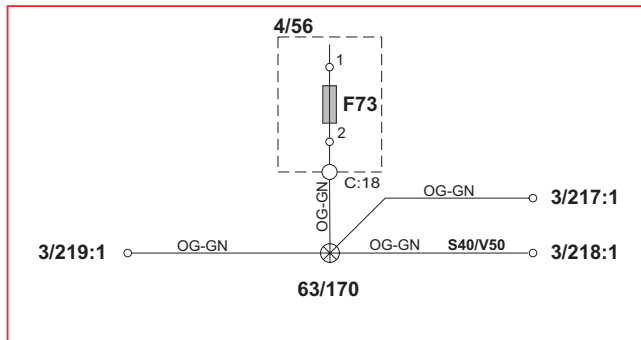
### 63/139



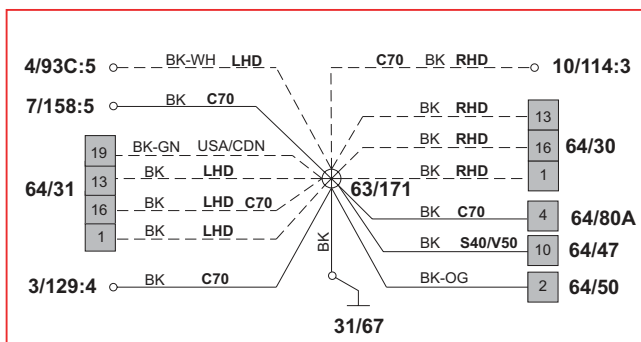
## Branching points

63/170 - 63/195

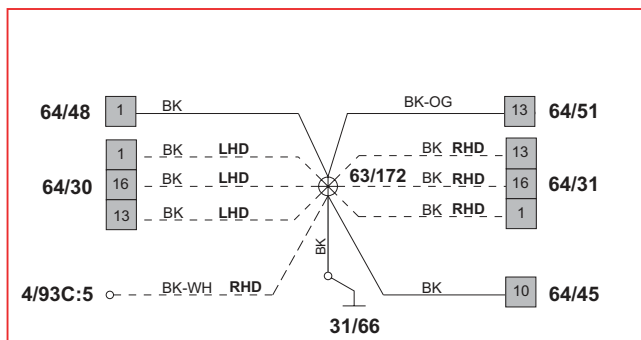
## 63/170



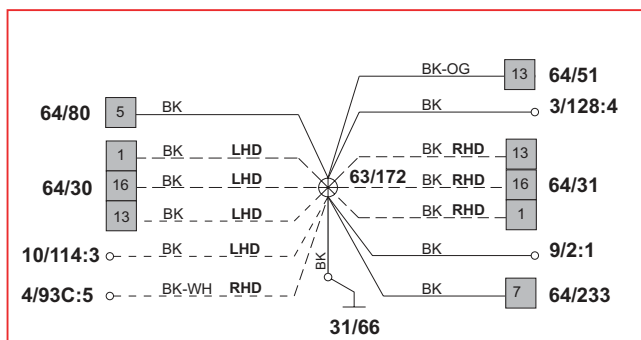
## 63/171



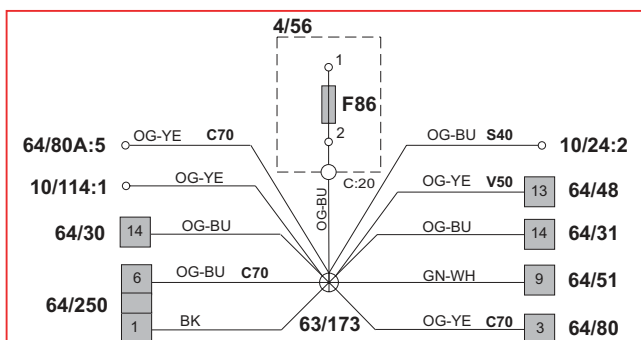
## 63/172 S40/V50



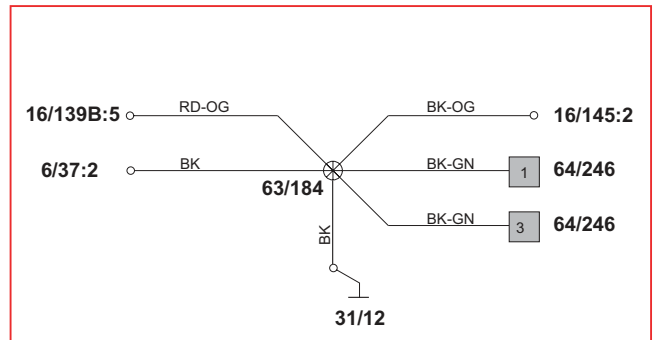
## 63/172 C70



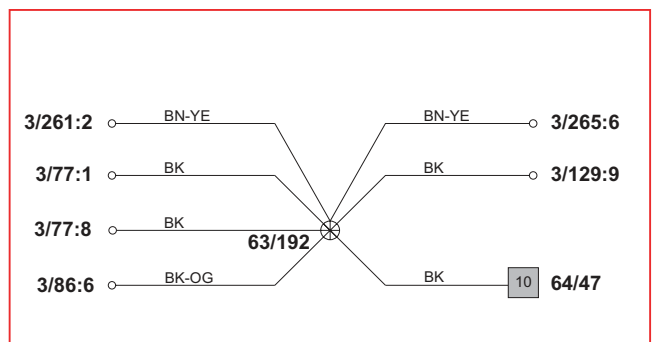
## 63/173



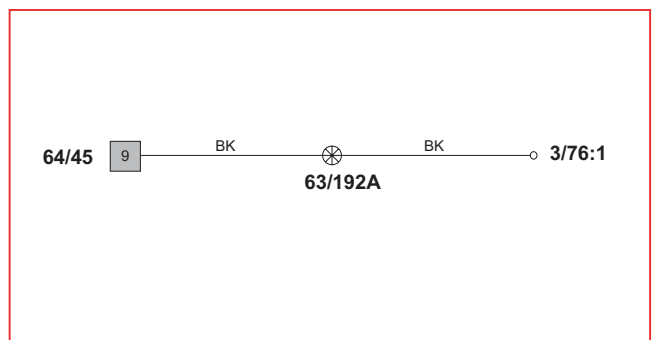
## 63/184 C70



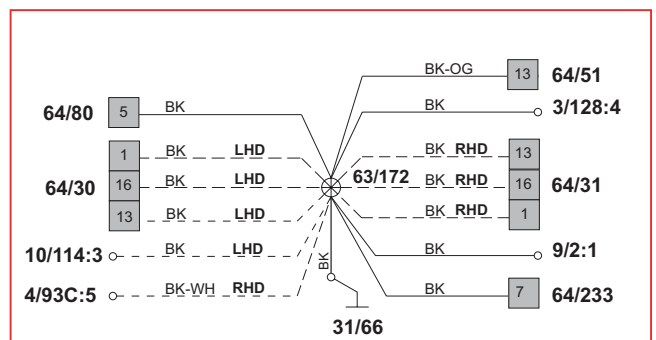
## 63/192 S40/V50



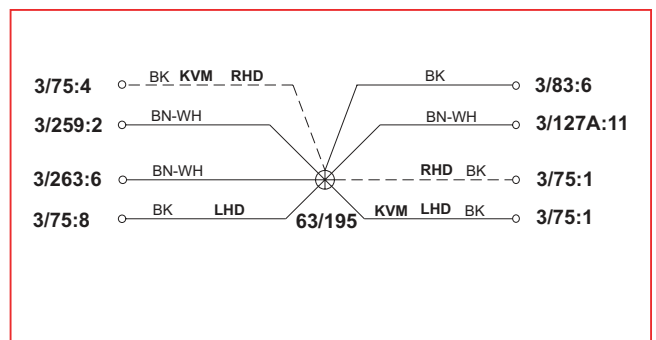
**63/192A S40/V50**



## 63/193 S40/V50

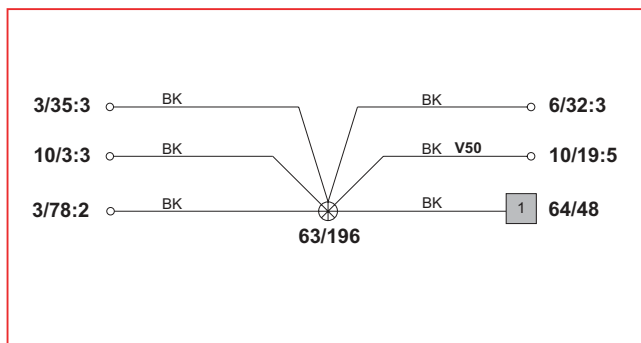


## 63/195

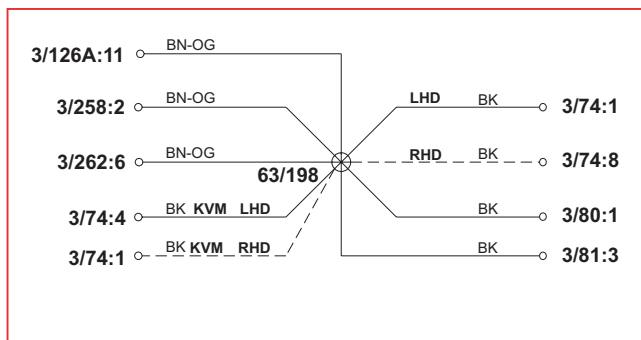


# Branching points 63/196 - 63/215

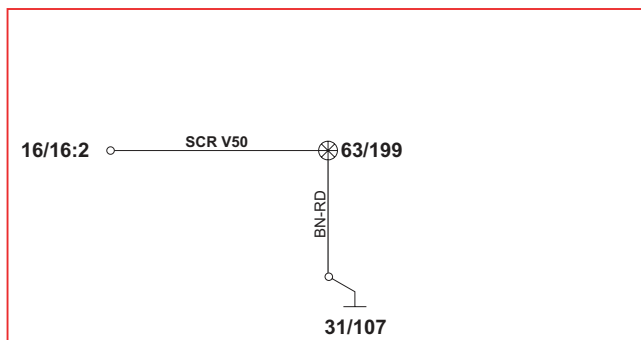
63/196 S40/V50



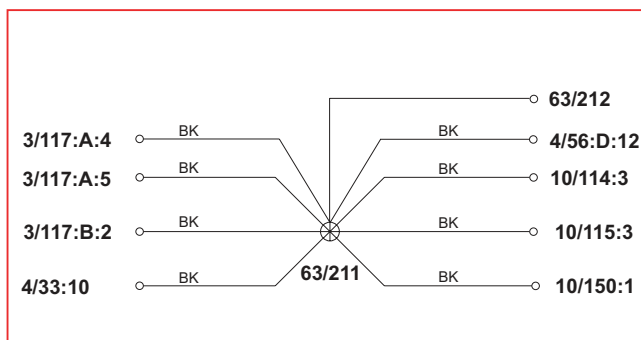
63/198



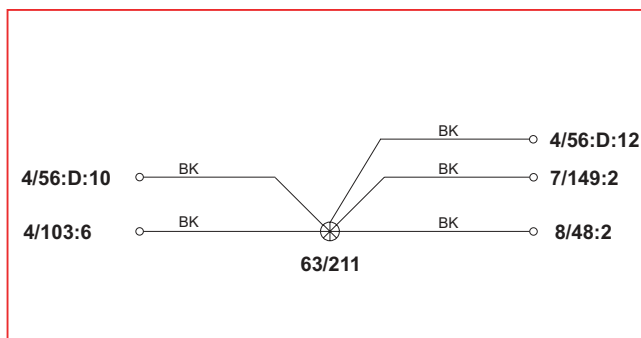
63/199 S40/V50



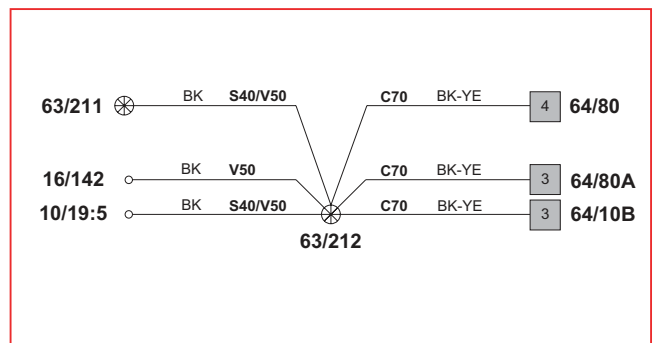
63/211 S40/V50



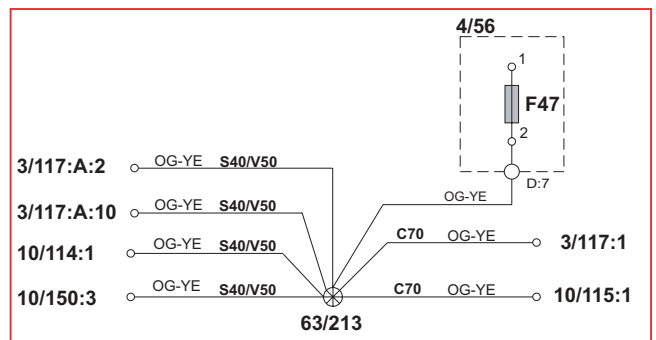
63/211 C70



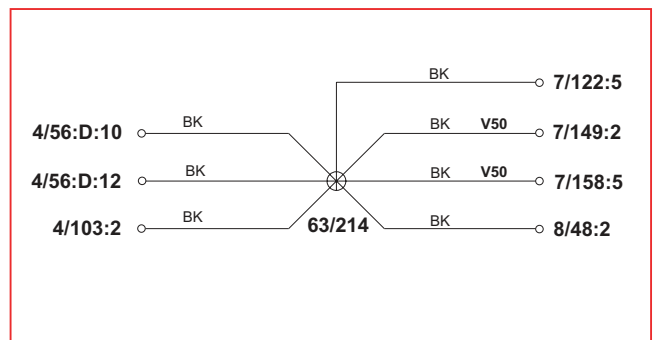
63/212



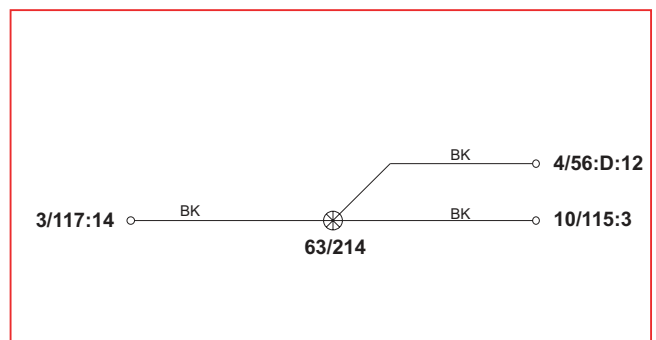
63/213



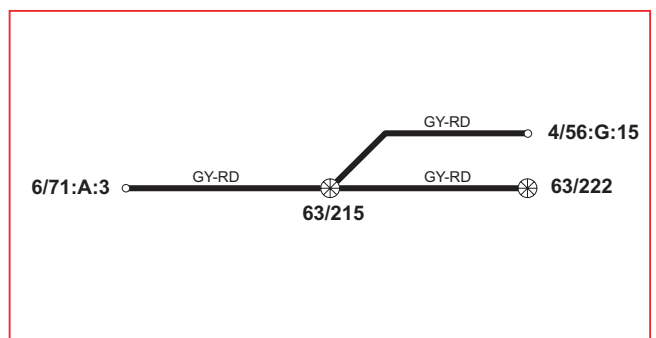
63/214 S40/V50



63/214 C70



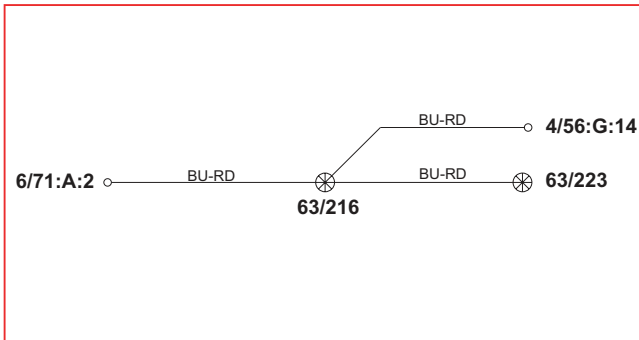
63/215



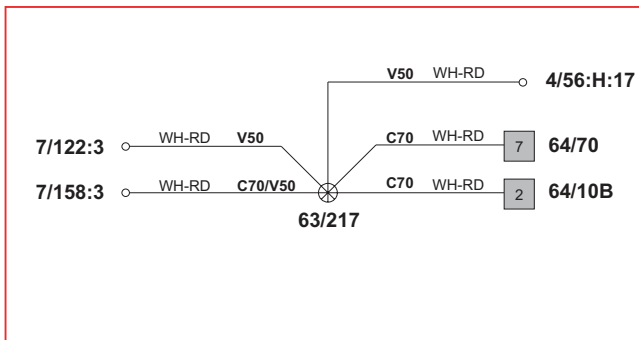


# Branching points 63/216 - 63/228

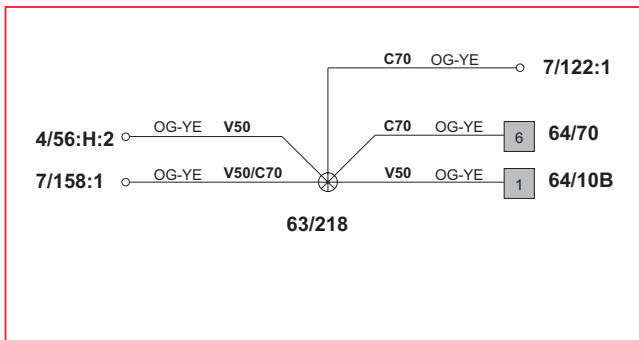
63/216



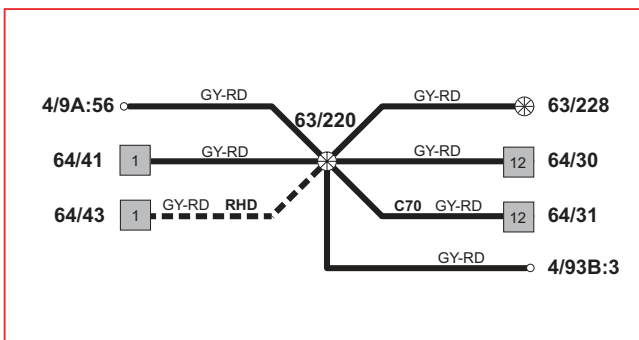
63/217 V50



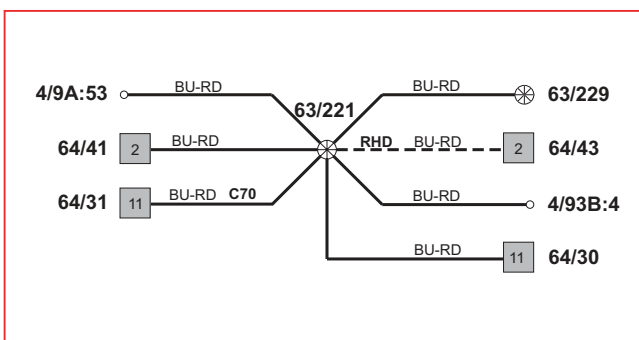
63/218 V50



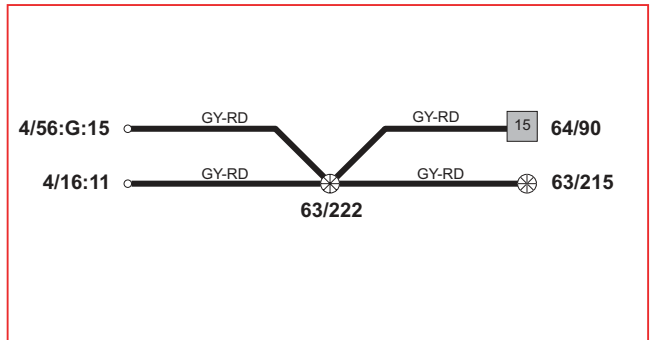
63/220



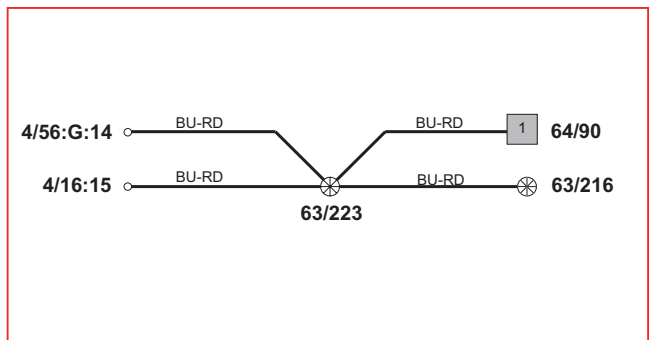
63/221



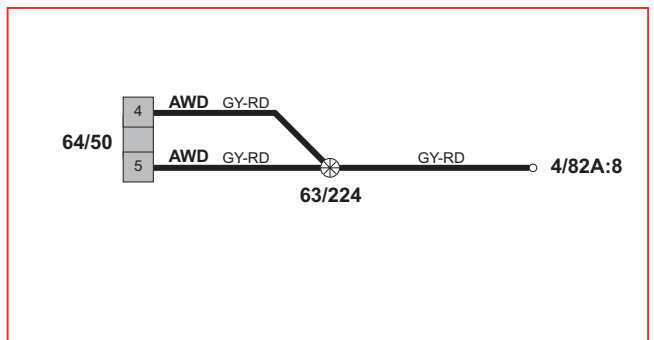
63/222



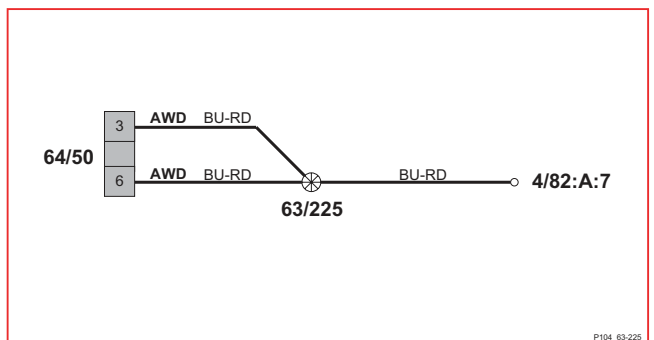
63/223



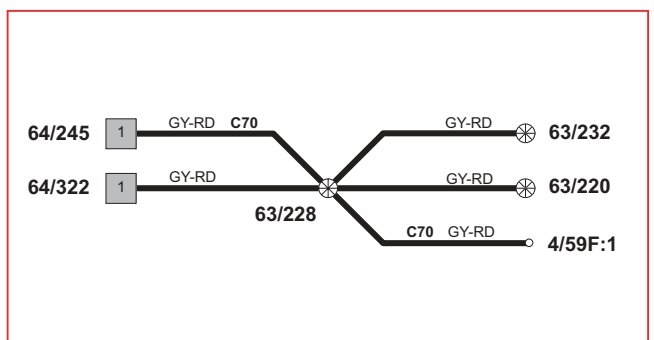
63/224



63/225

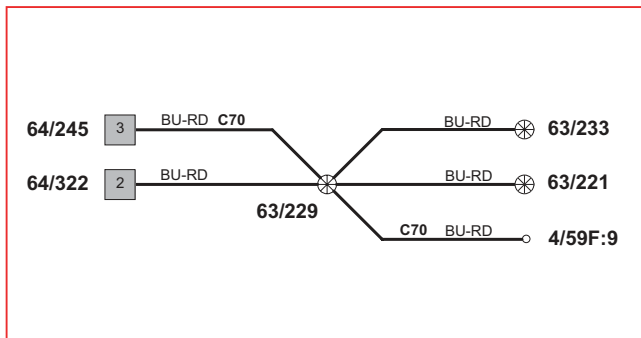


63/228

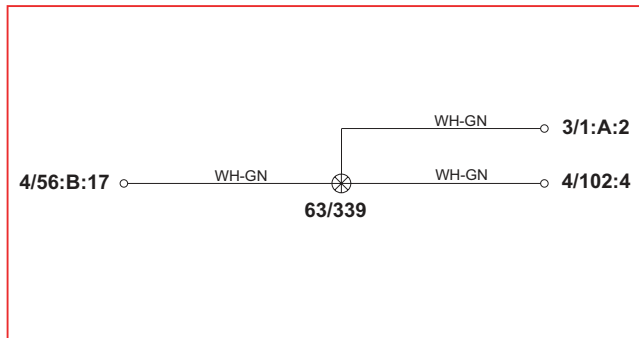


# Branching points 63/229 - 63/420

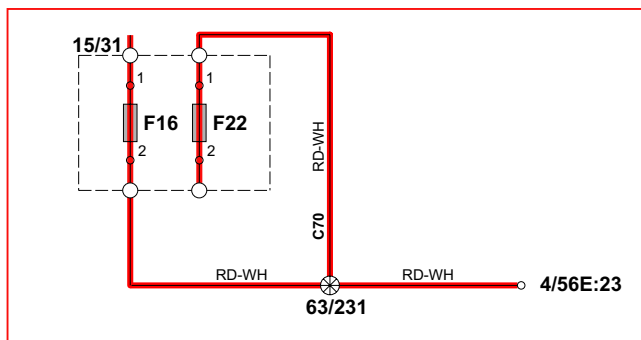
63/229



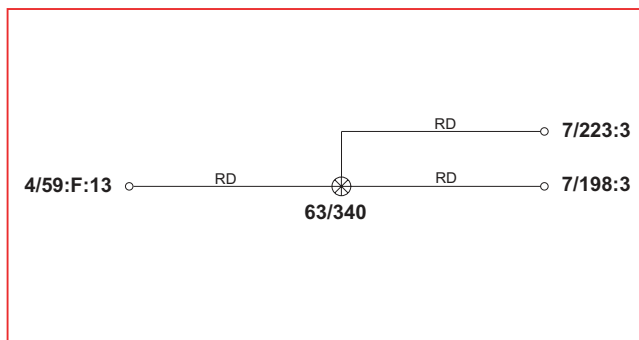
63/339



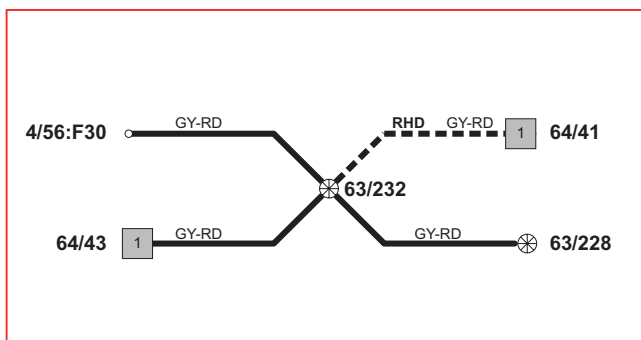
63/231



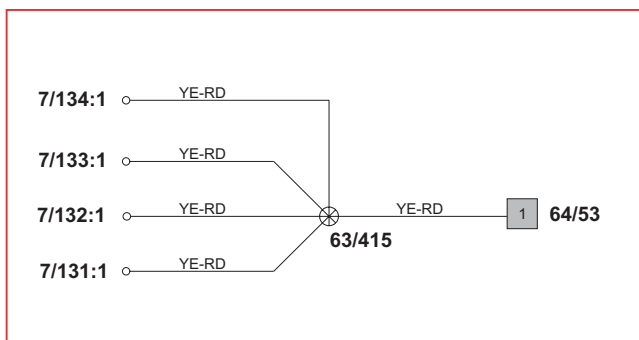
63/340 C70



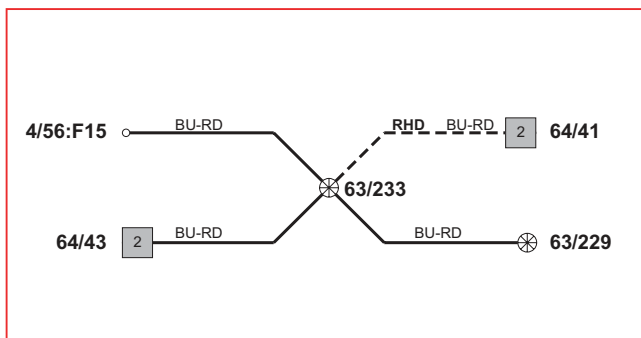
63/232



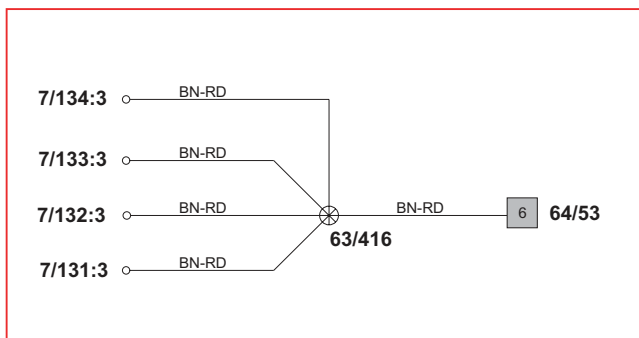
63/415



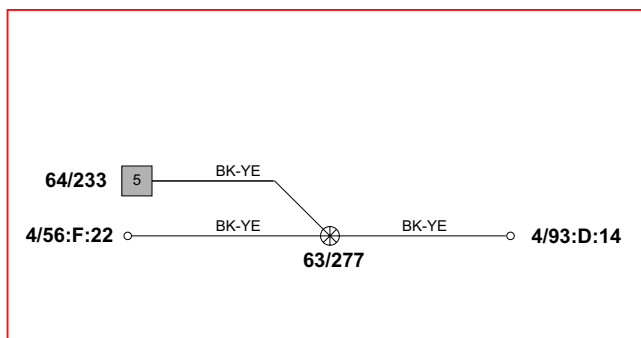
63/233



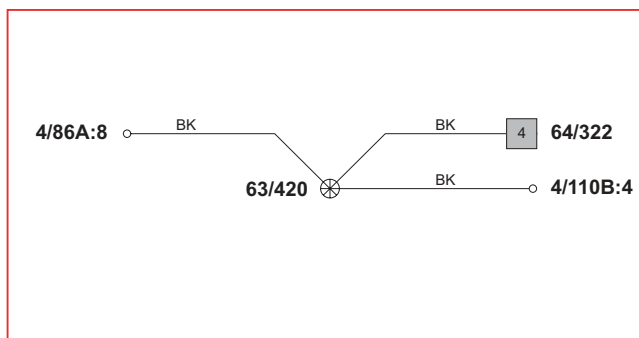
63/416



63/277 C70

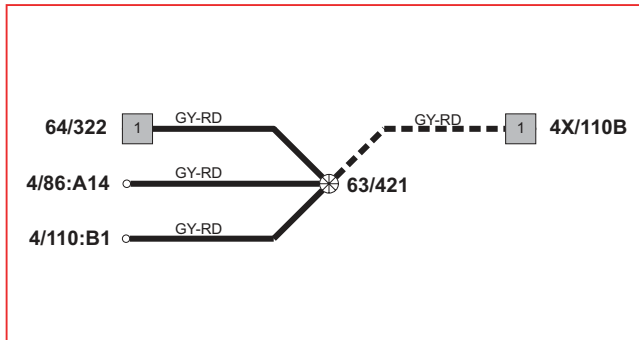


63/420

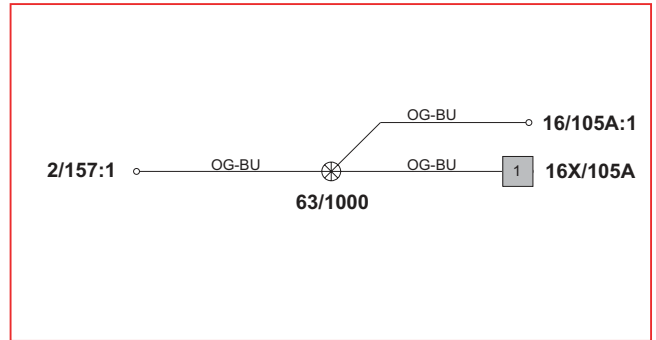


# Branching points 63/421 - 63/SH8

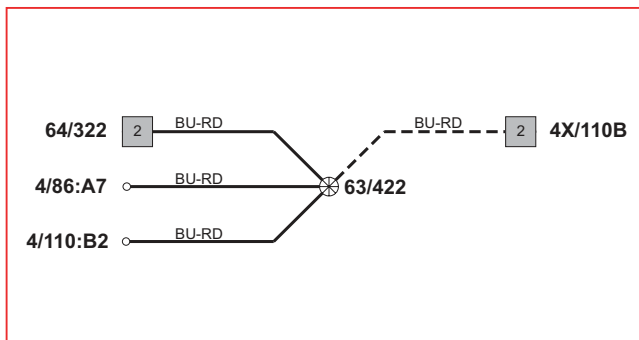
**63/421**



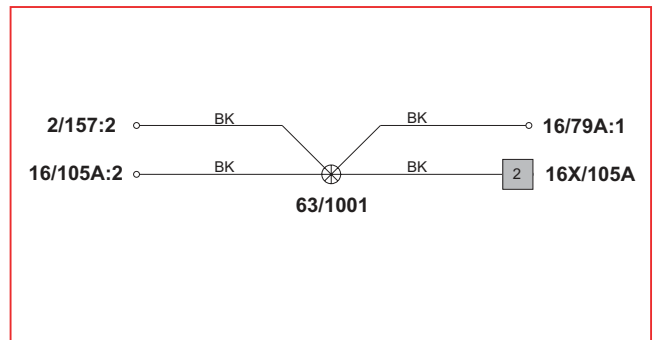
**63/1000 S40/V50**



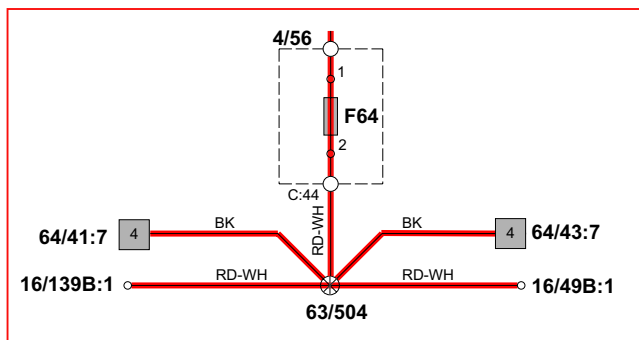
**63/422**



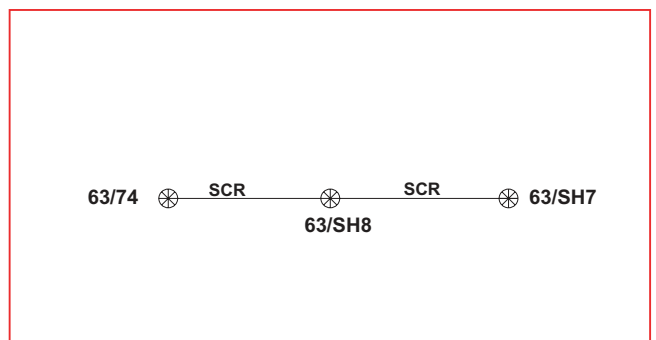
**63/1001 S40/V50**



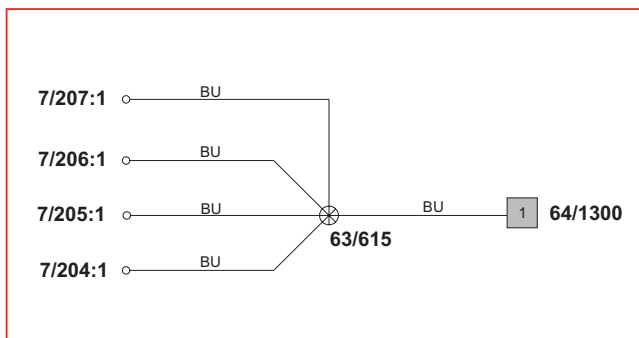
**63/504 C70**



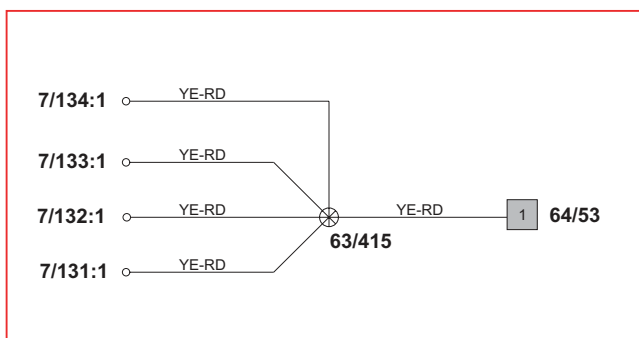
**63/SH8**



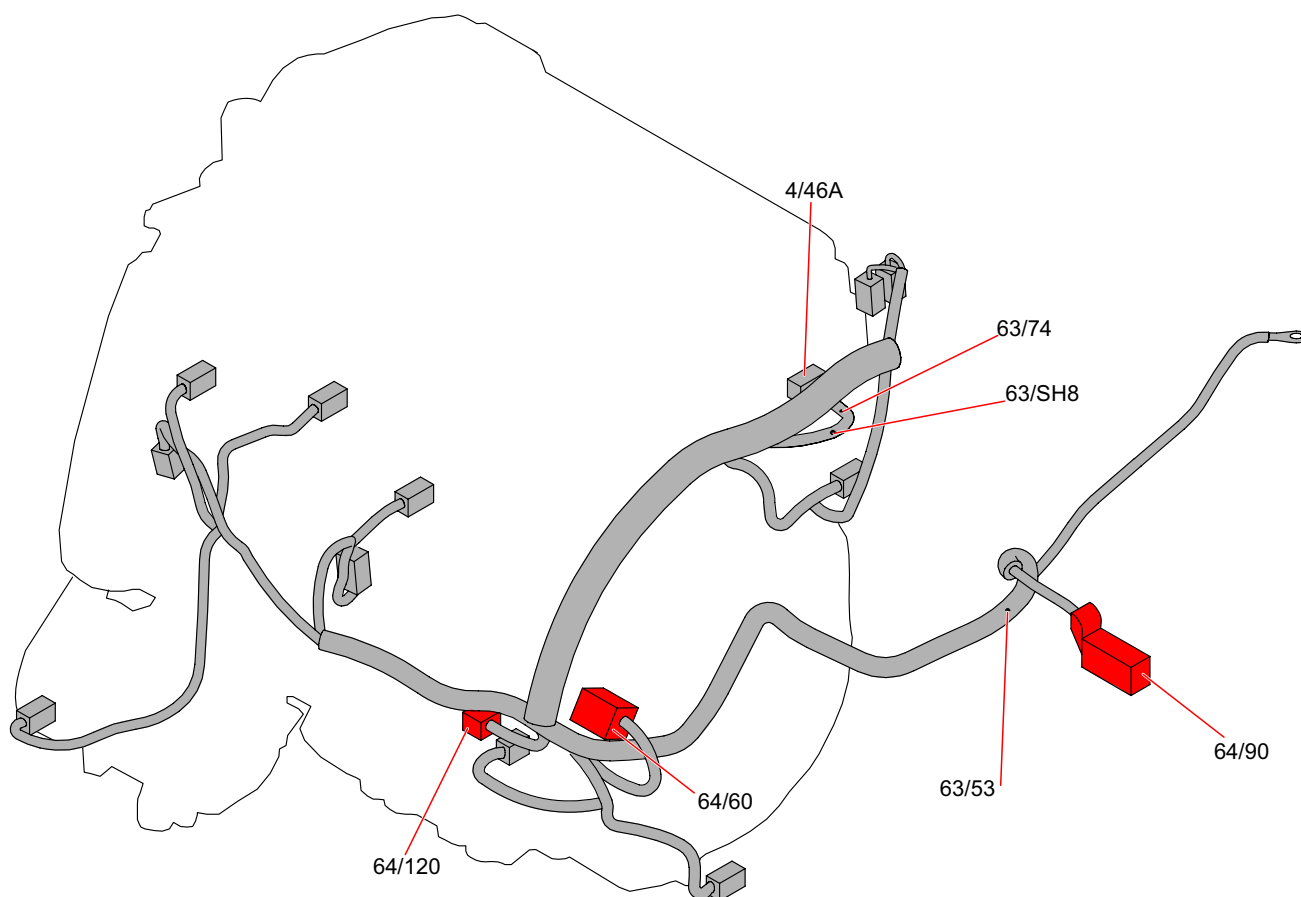
**63/615**



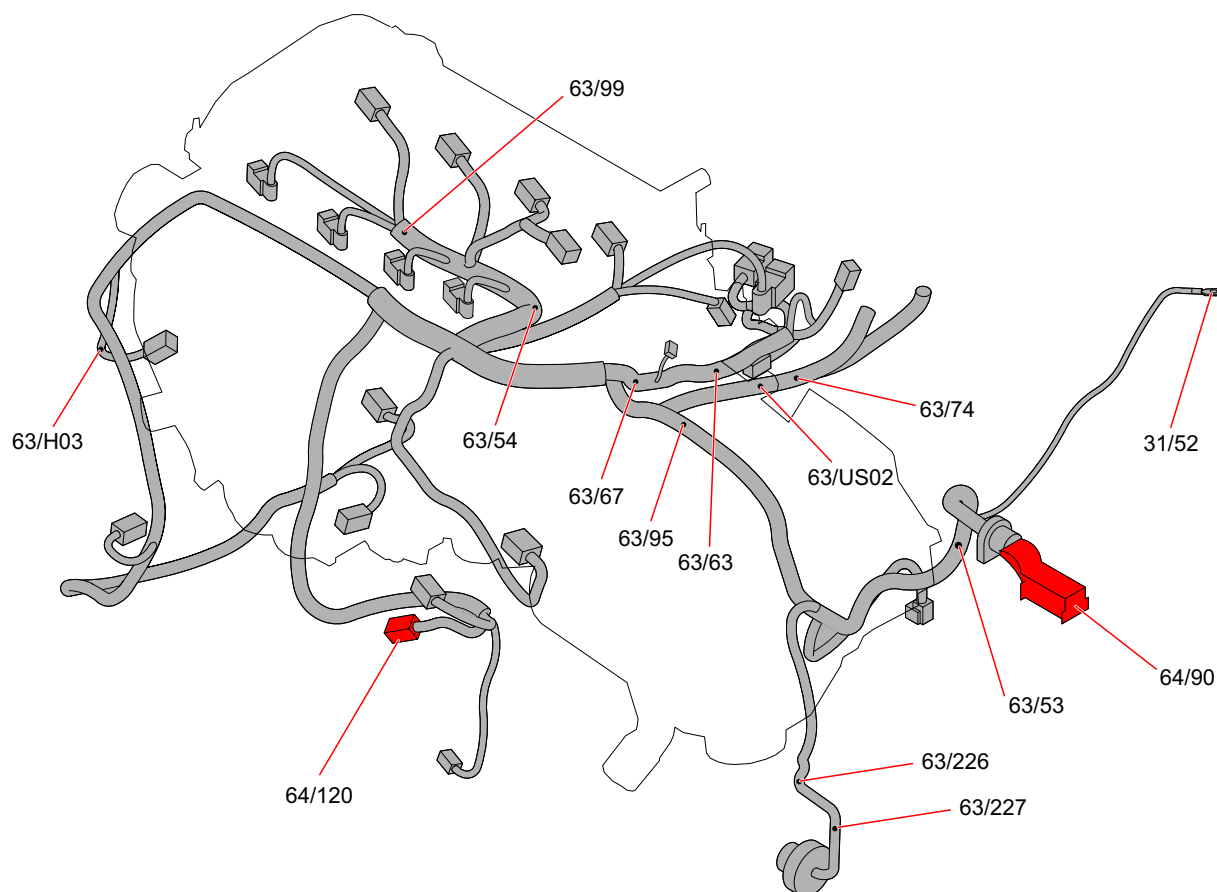
**63/616**



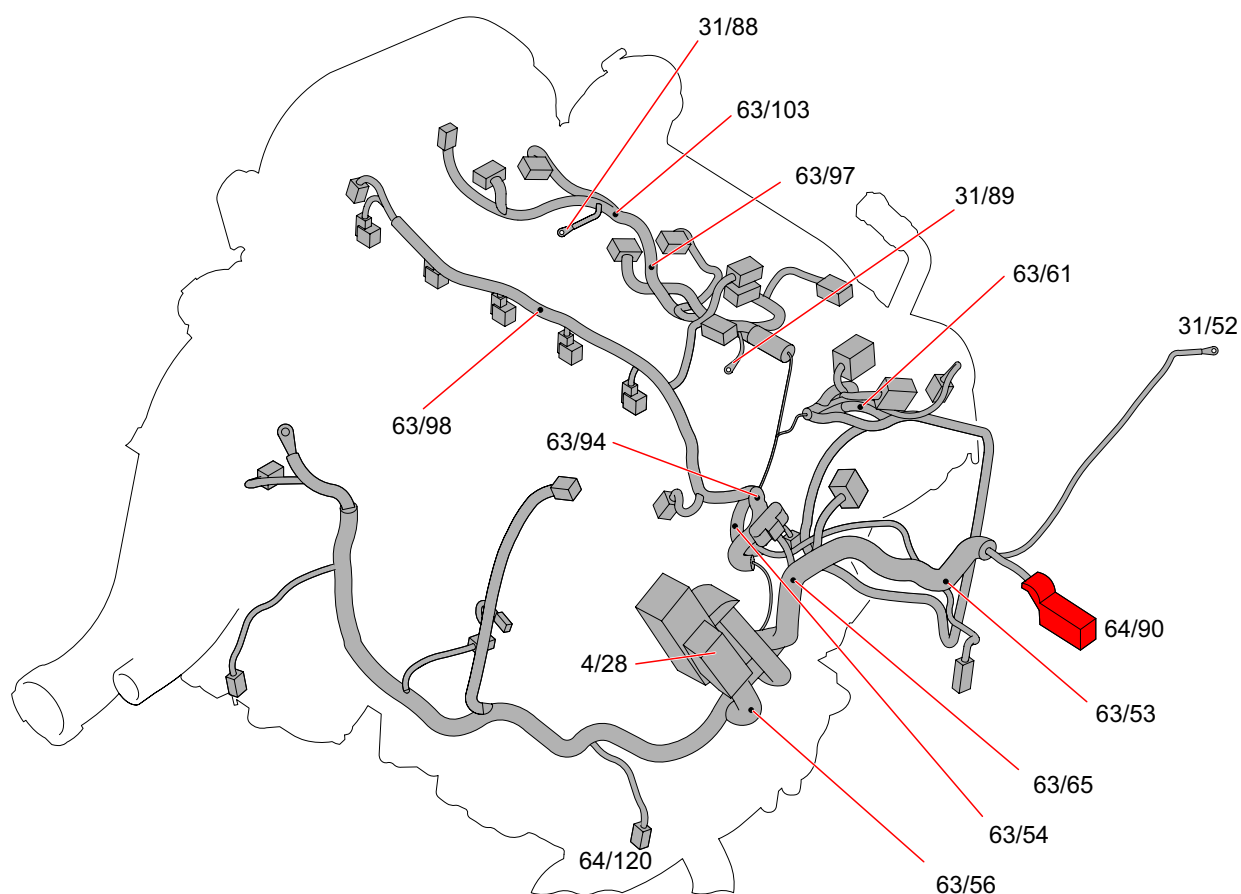
## Cable harness routing in vehicle Engine harness Gasoline, 4-cyl. 1.6l



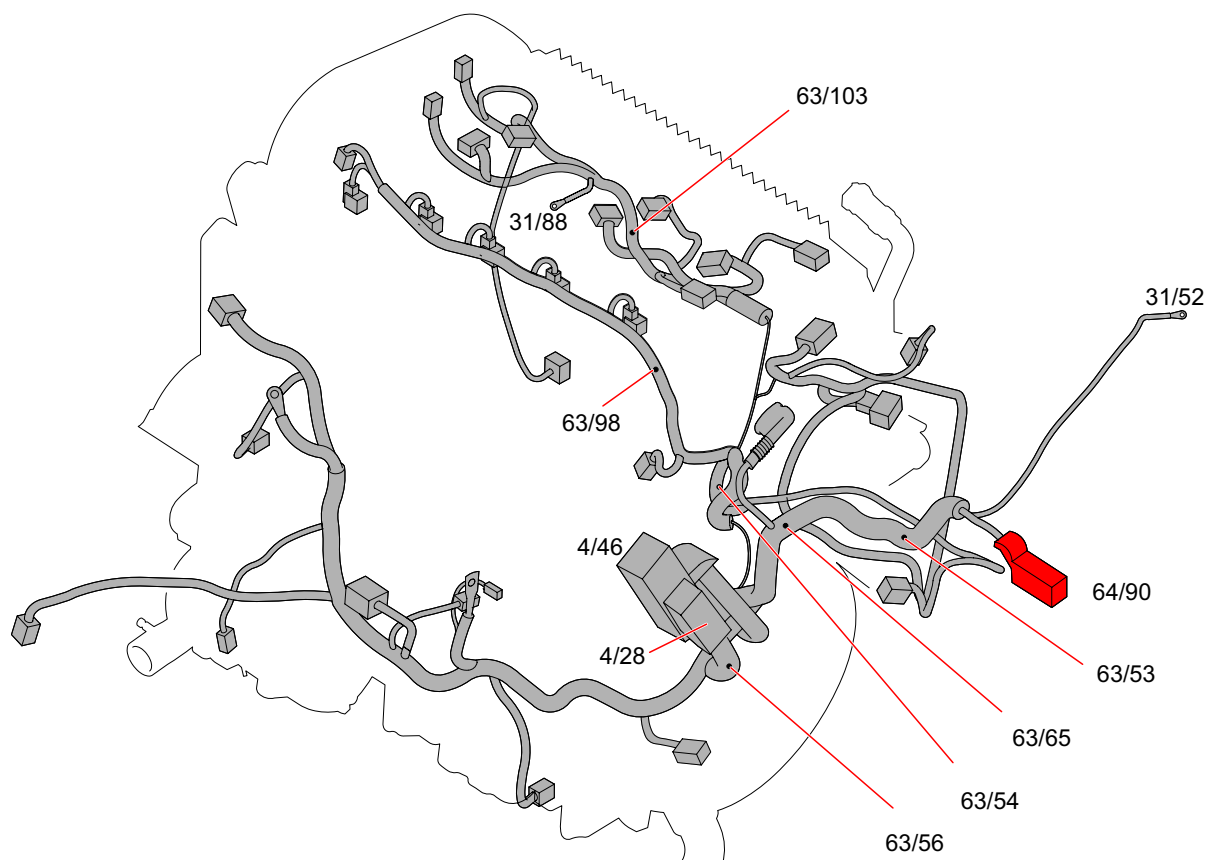
## Cable harness routing in vehicle Engine harness Gasoline, 4-cyl. 1.8l



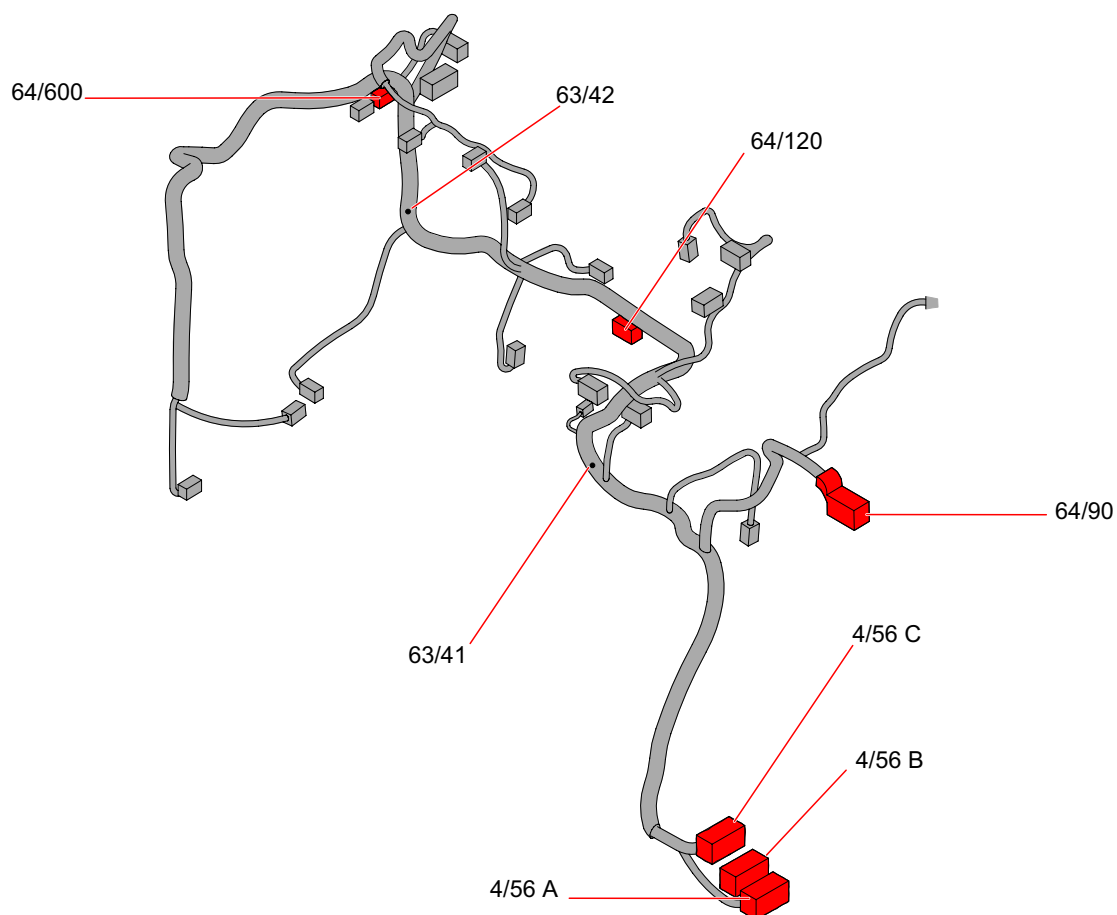
## Cable harness routing in vehicle Engine harness Gasoline, 5-cyl.



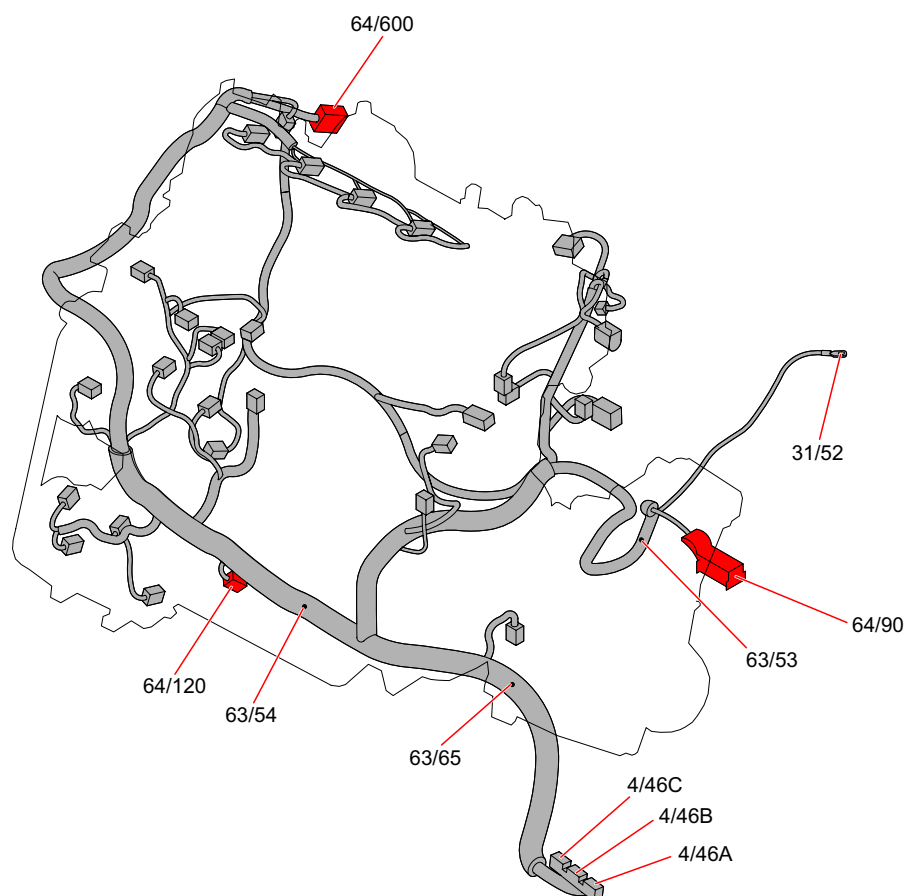
## Cable harness routing in vehicle Engine harness Gasoline, 5-cyl., Turbo



## Cable harness routing in vehicle Engine harness Diesel 1.6l

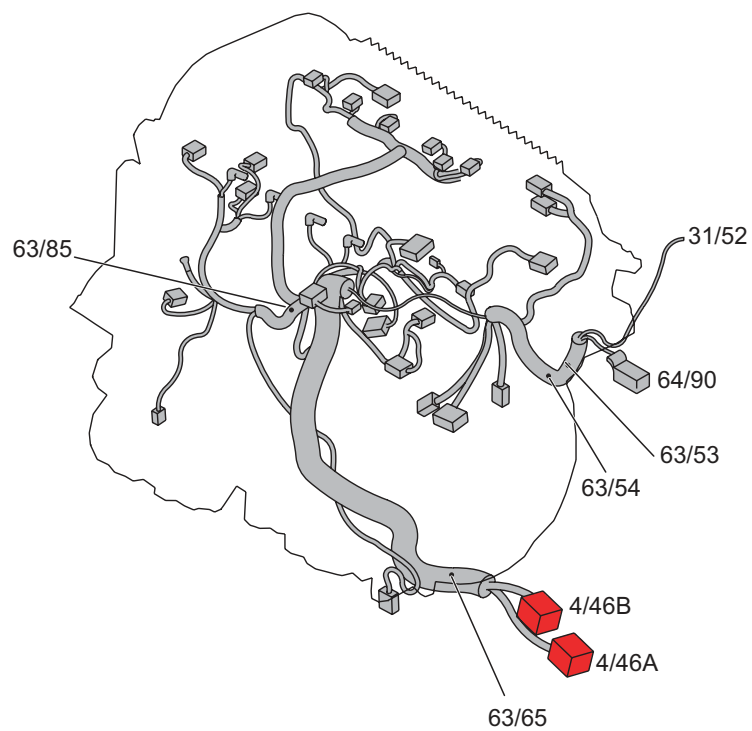


## Cable harness routing in vehicle Engine harness Diesel 2.0l

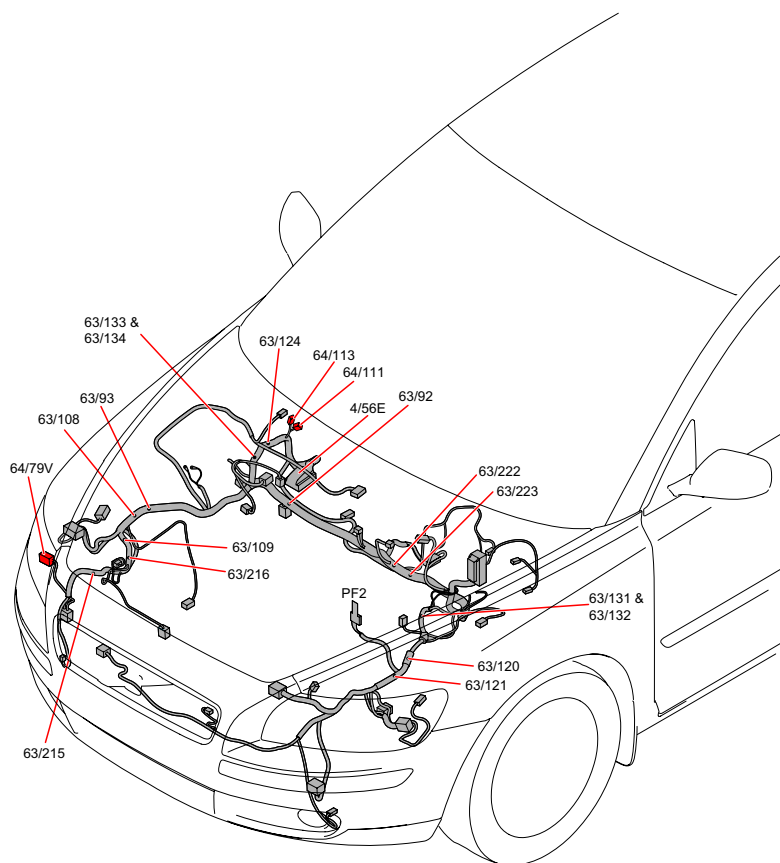


## Cable harness routing in vehicle

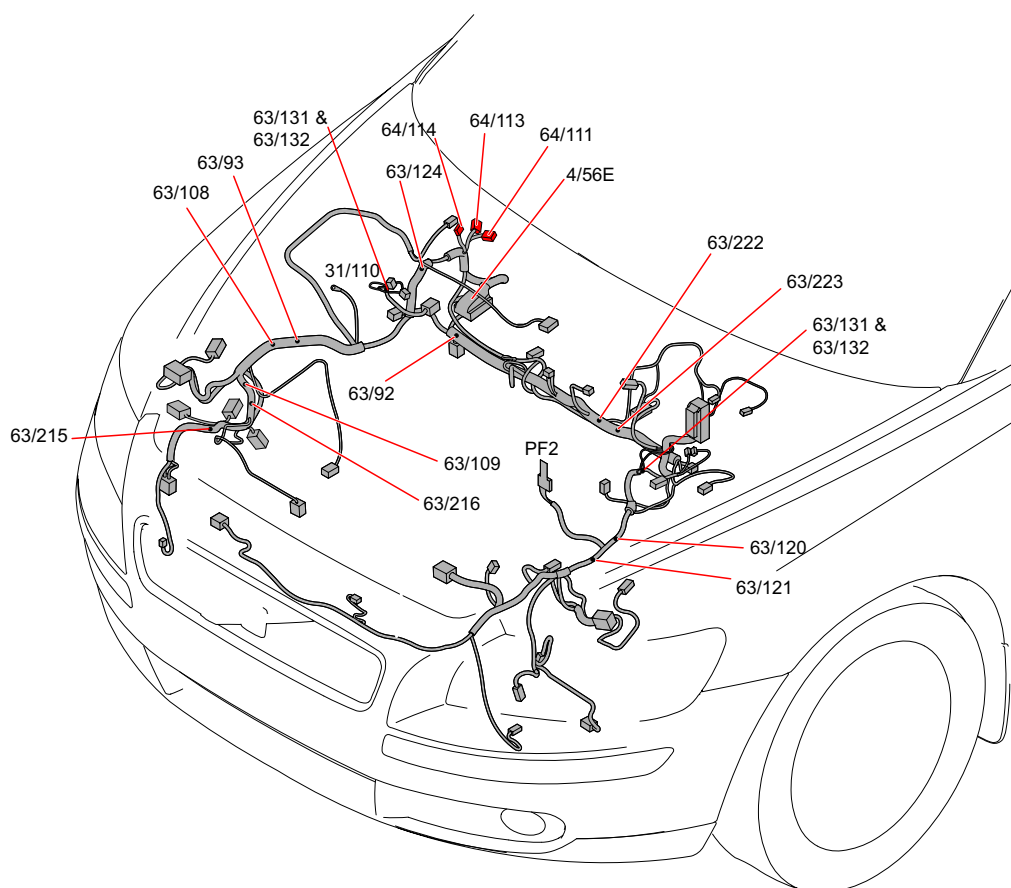
### Engine harness Diesel 2.4l



## Cable harness routing in vehicle Engine compartment harness, 4-cyl.

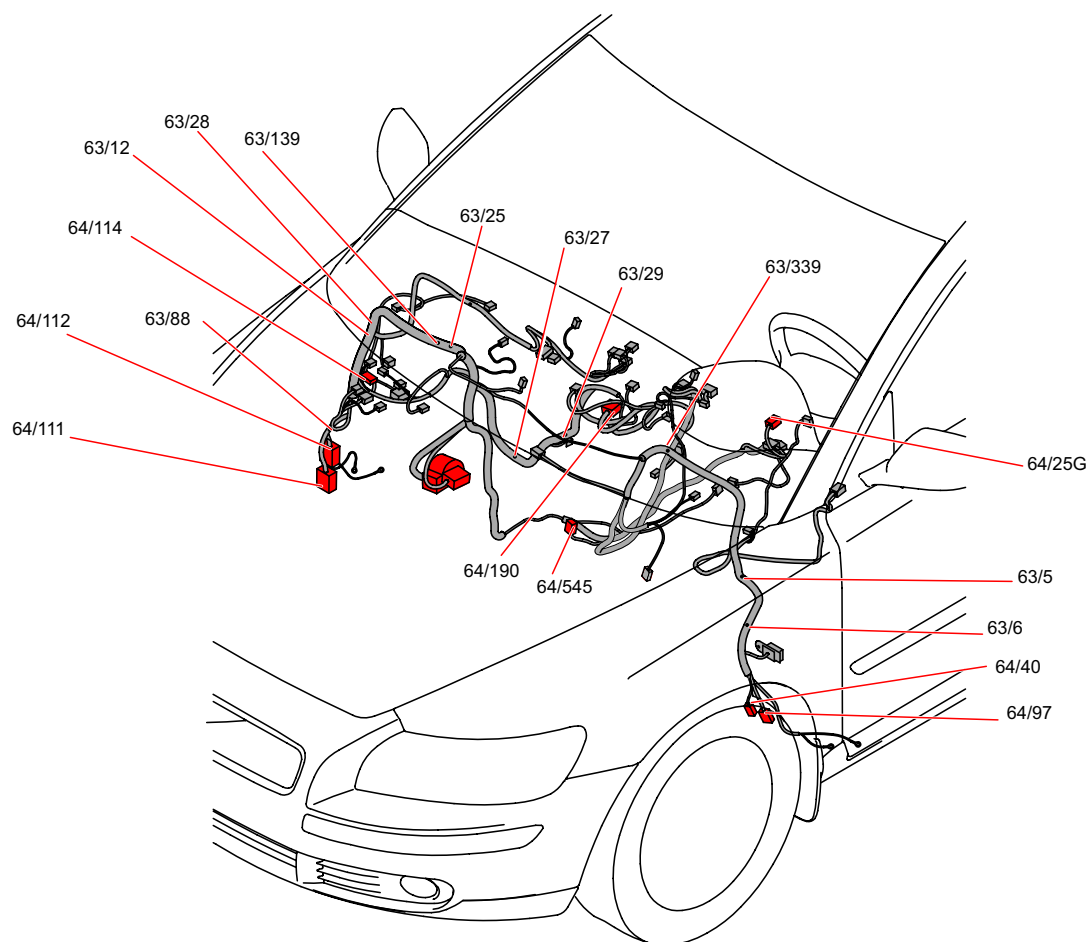


## Cable harness routing in vehicle Engine compartment harness, 5-cyl.

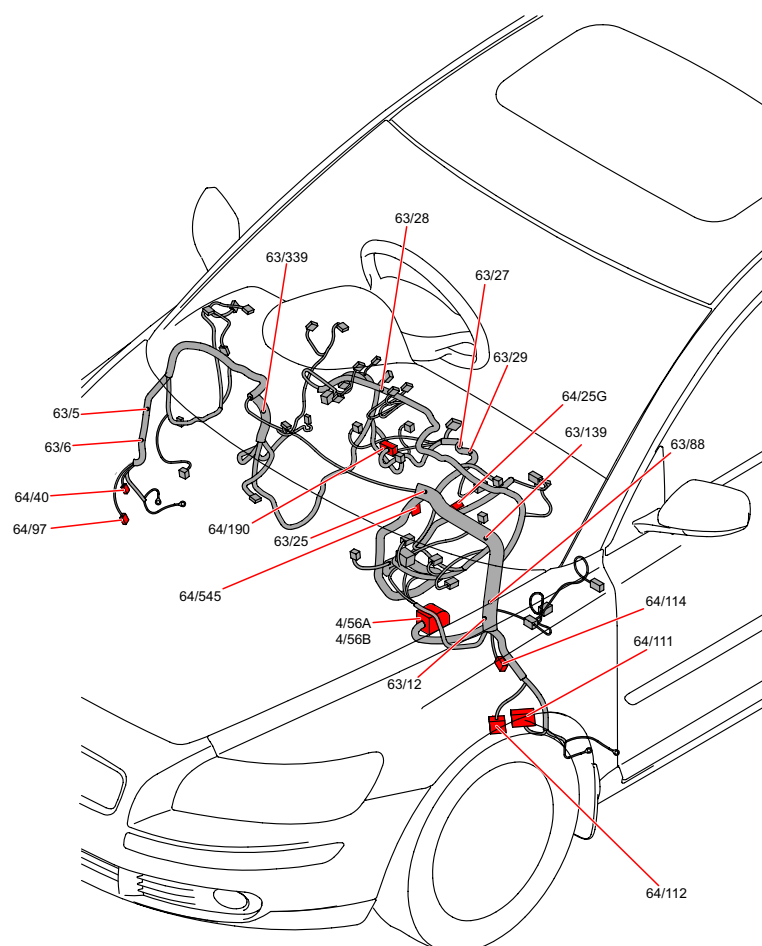




## Cable harness routing in vehicle Dashboard harness LHD

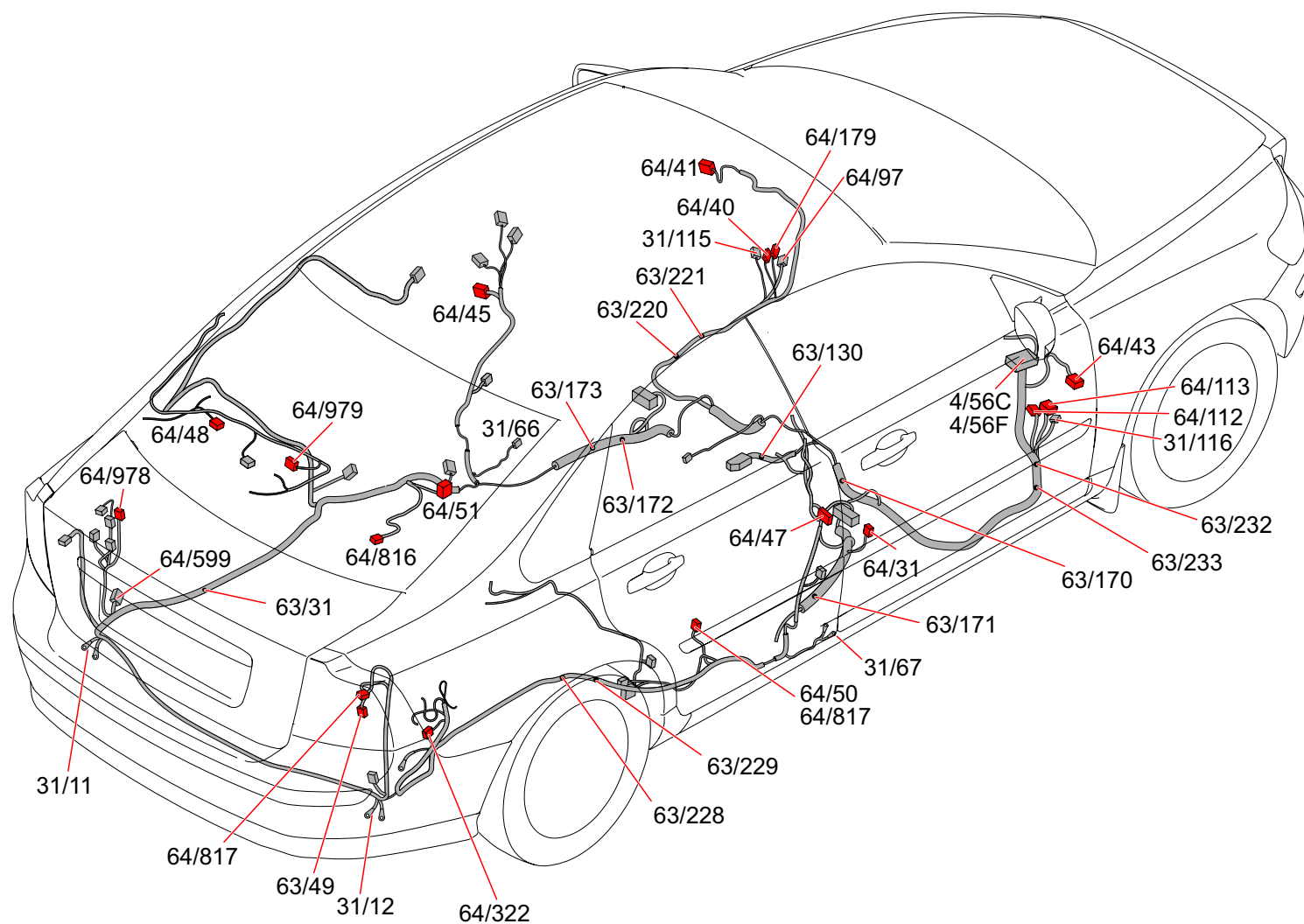


## Cable harness routing in vehicle Dashboard harness RHD



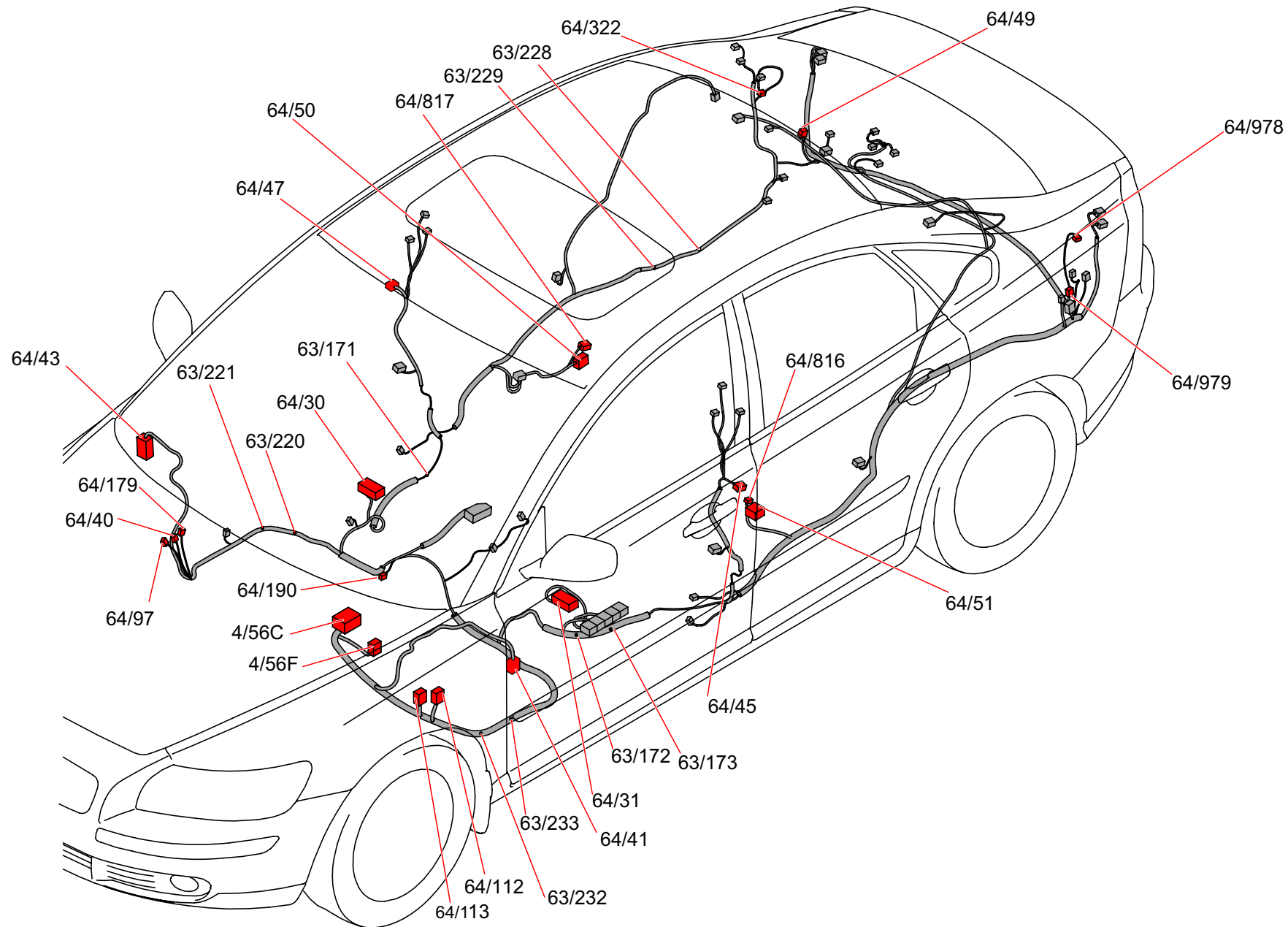
## Cable harness routing in vehicle

### Floor harness S40 LHD



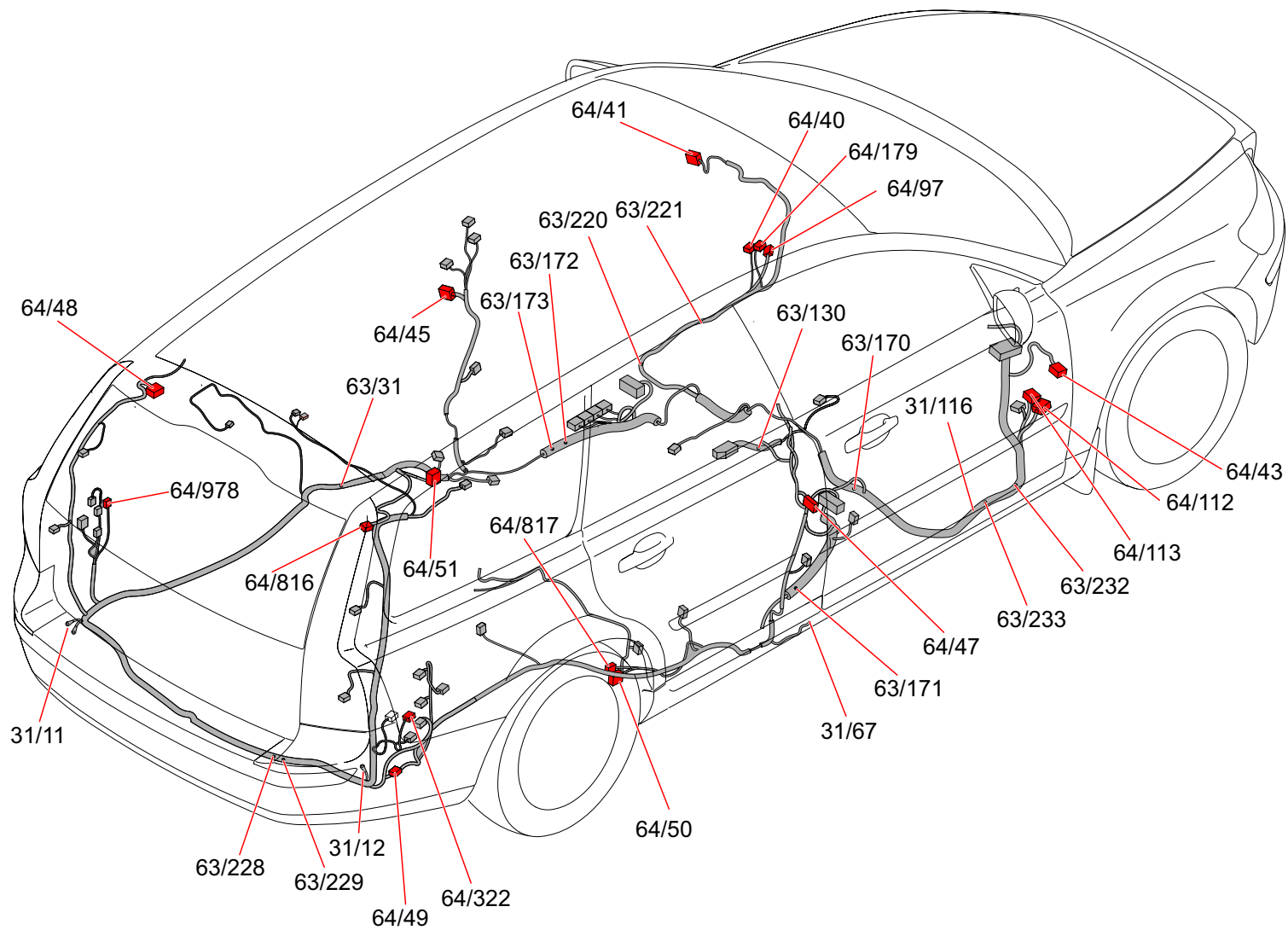
## Cable harness routing in vehicle

### Floor harness S40 RHD



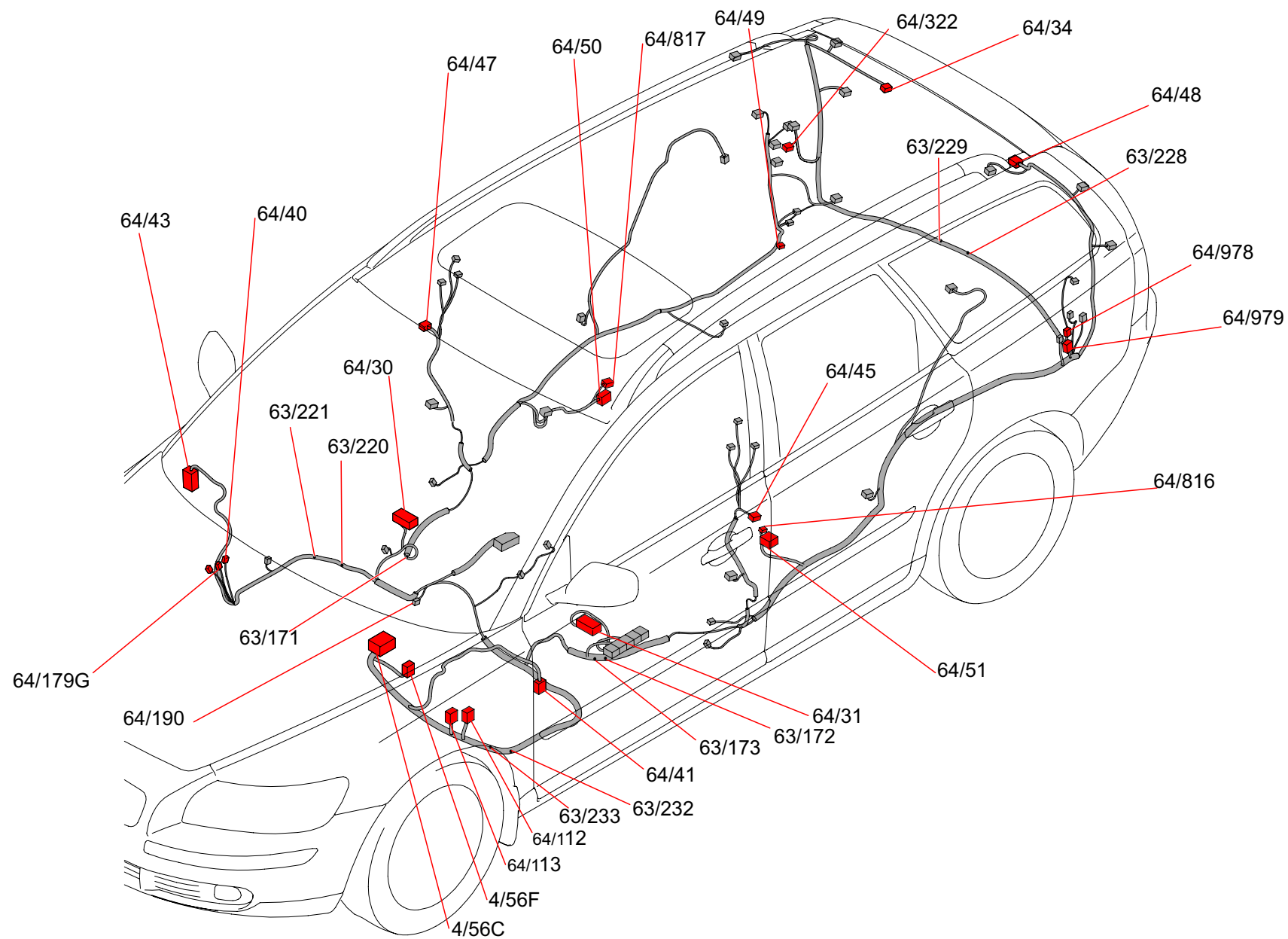
## Cable harness routing in vehicle

### Floor harness, V50 LHD



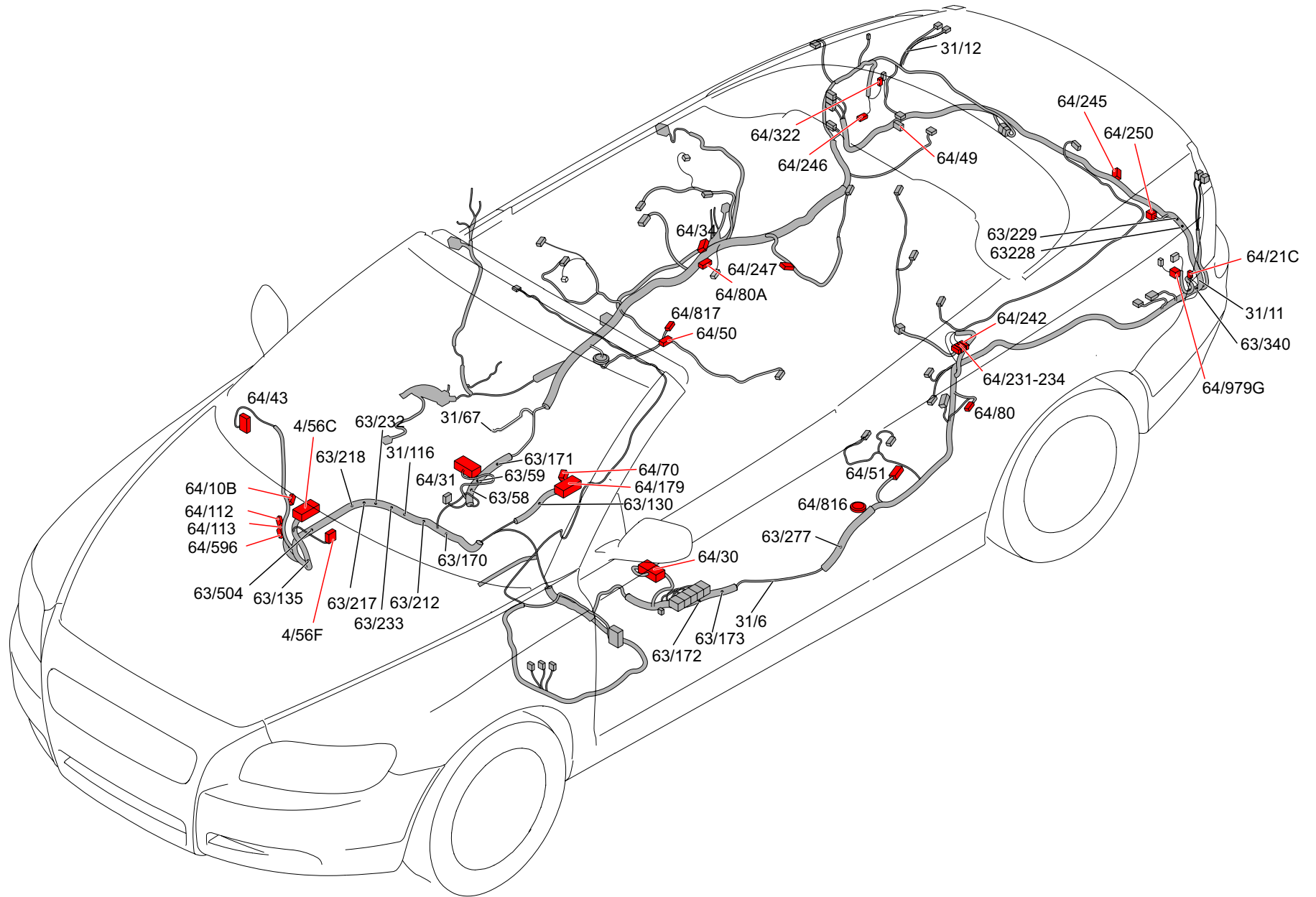
## Cable harness routing in vehicle

### Floor harness V50 RHD

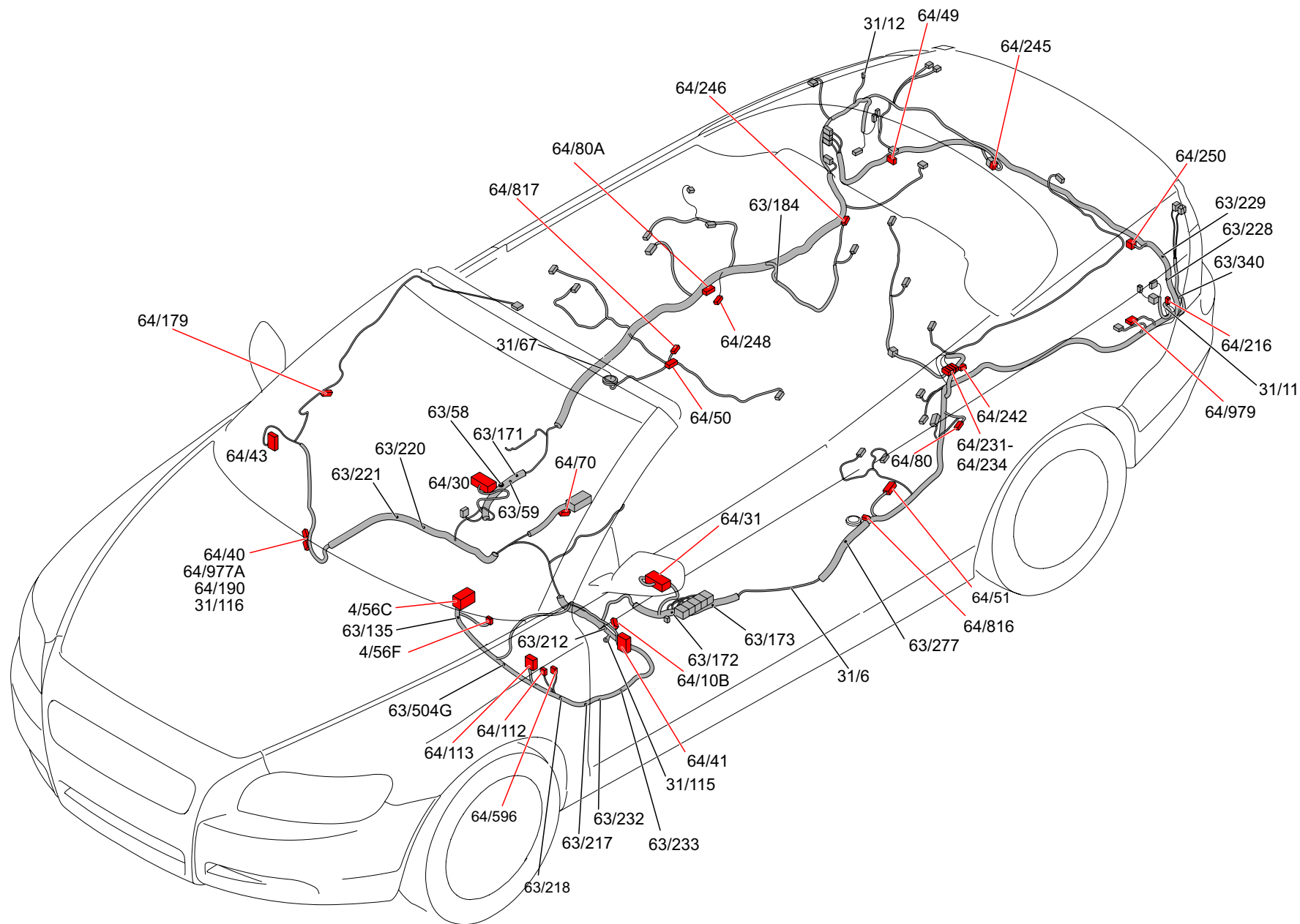


## Cable harness routing in vehicle

### Floor harness, C70, LHD



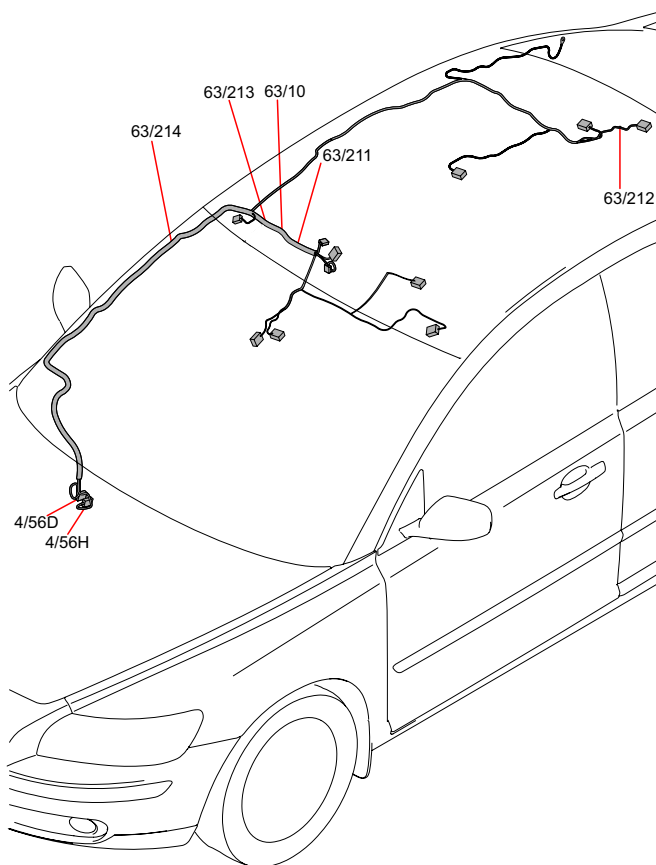
# Cable harness routing in vehicle Floor harness C70 RHD





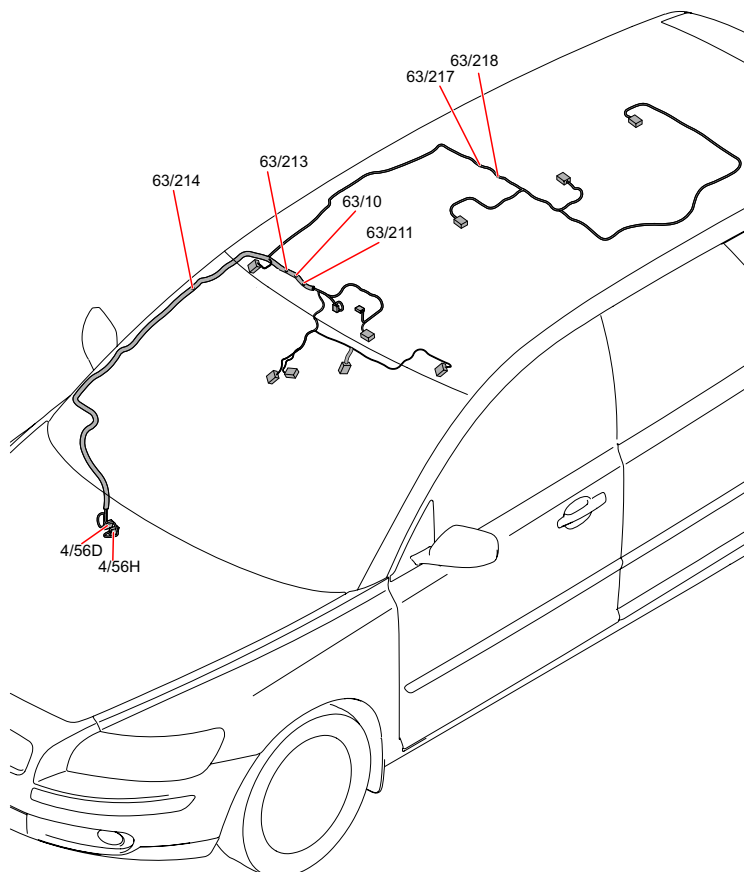
## Cable harness routing in vehicle

### Roof harness S40



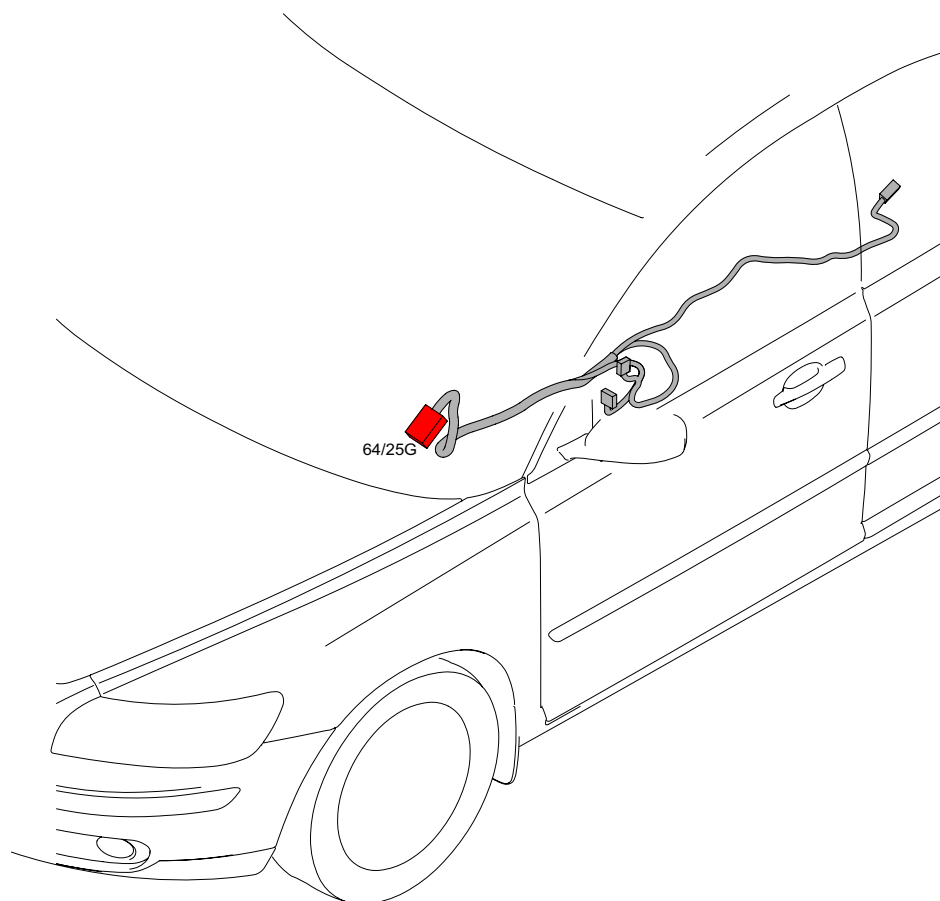
## Cable harness routing in vehicle

### Roof harness V50

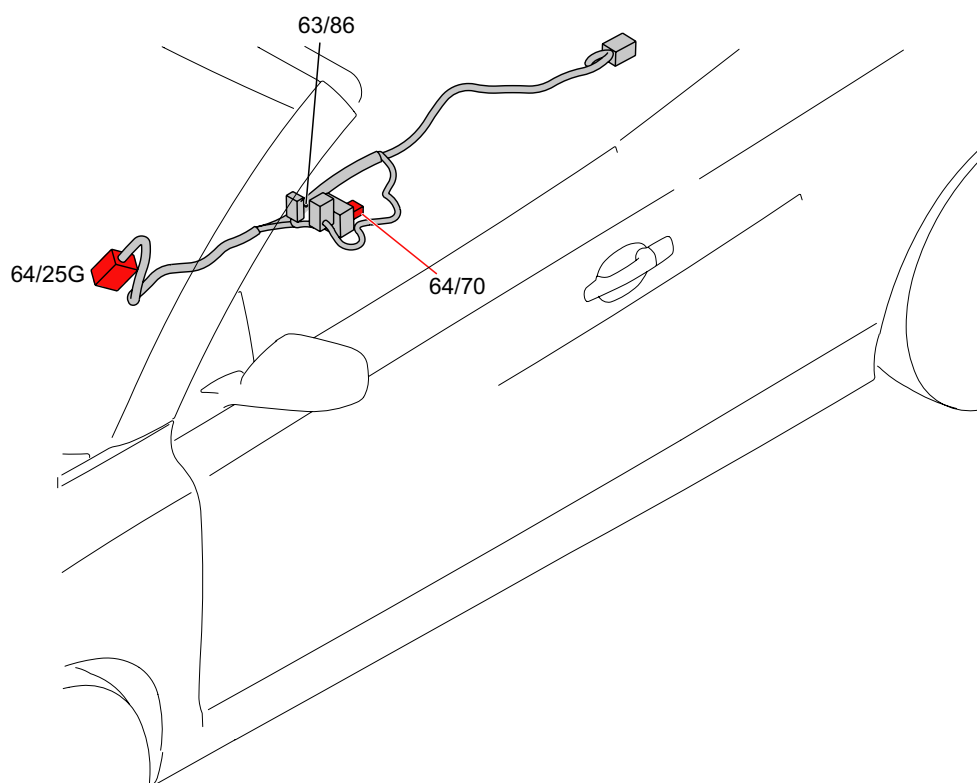




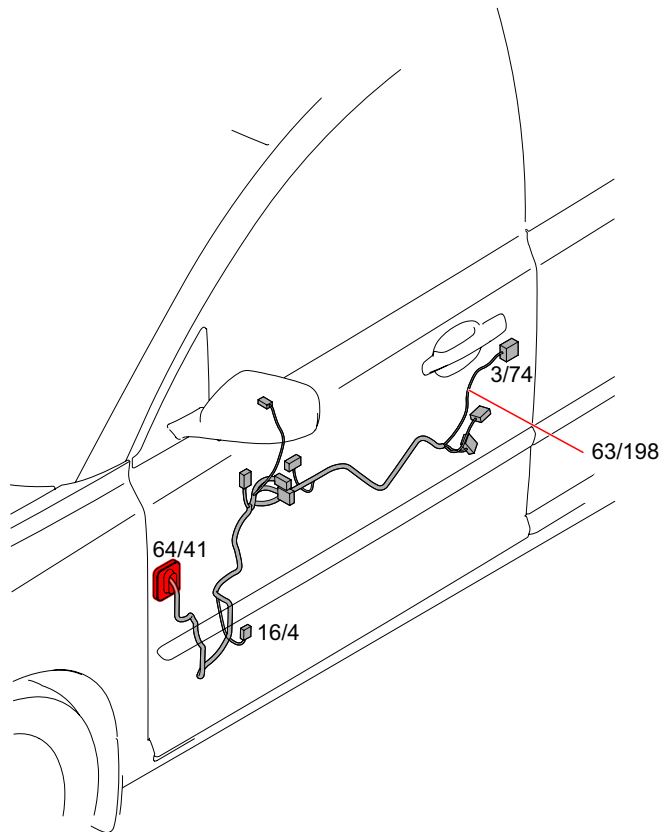
## Cable harness routing in vehicle Tunnel harness S40/V50



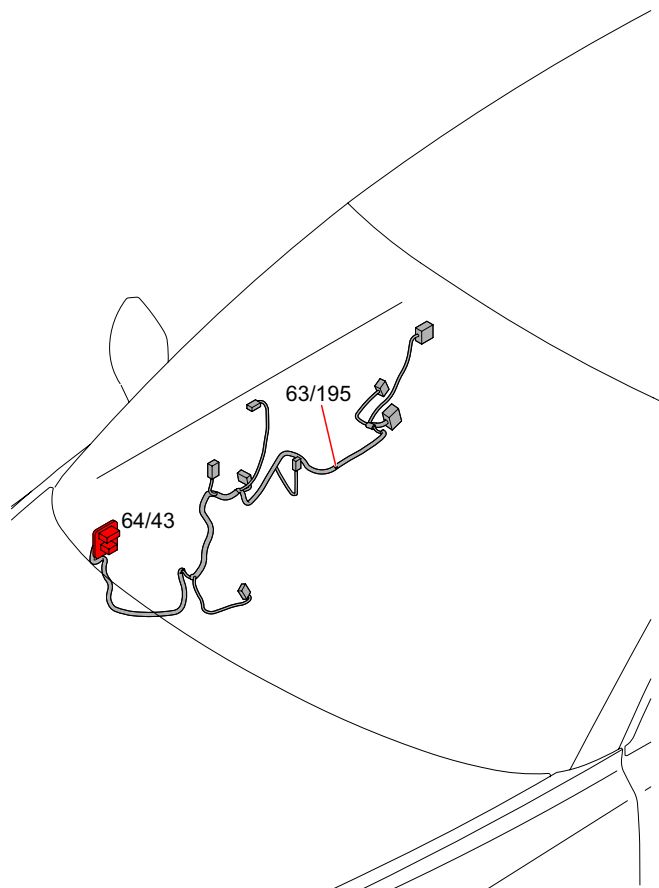
## Cable harness routing in vehicle Tunnel harness C70



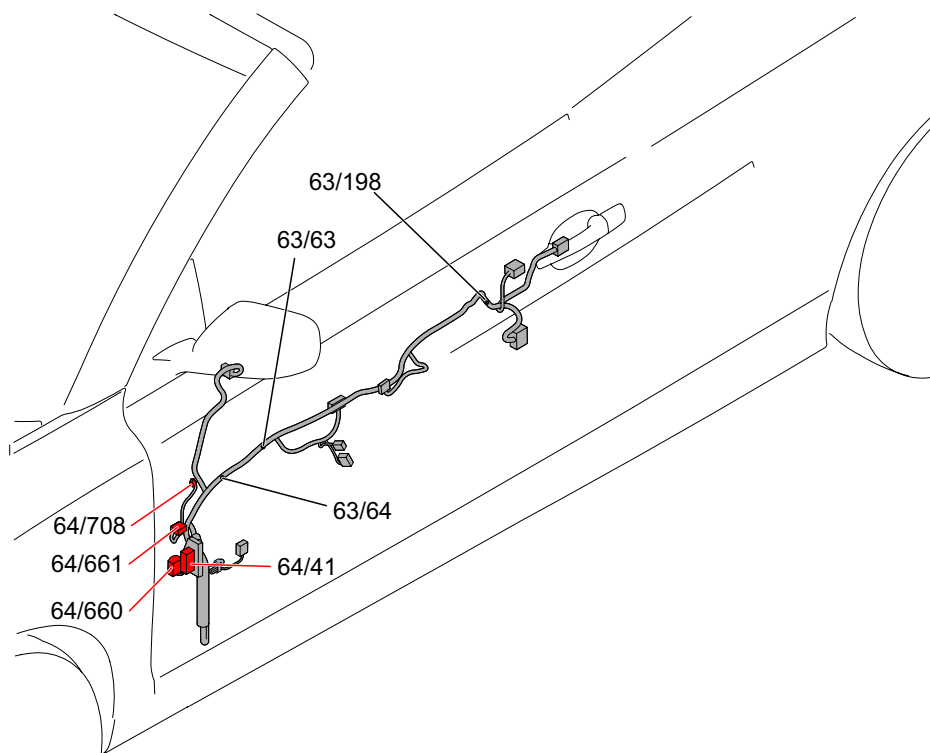
## Cable harness routing in vehicle Driver's door harness S40/V50



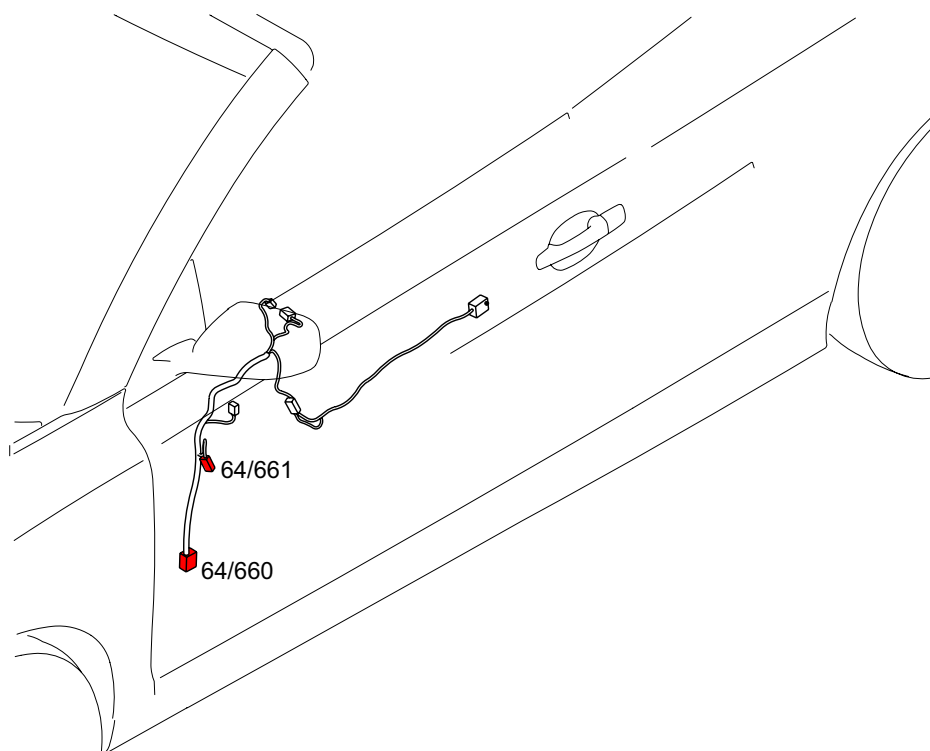
## Cable harness routing in vehicle Passenger door harness S40/V50



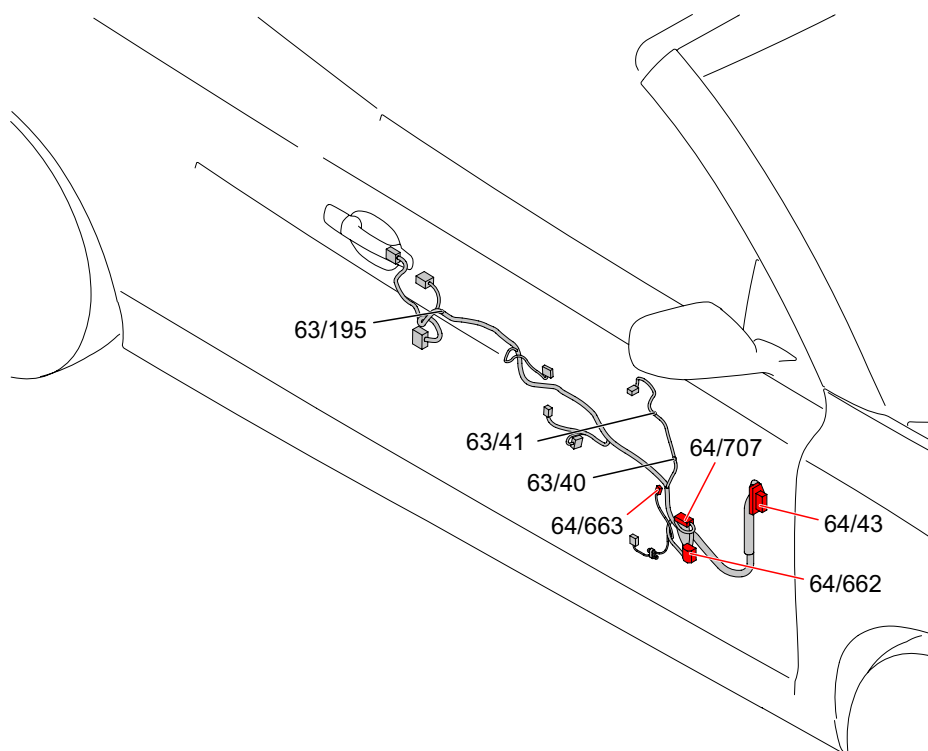
## Cable harness routing in vehicle Driver's door harness C70



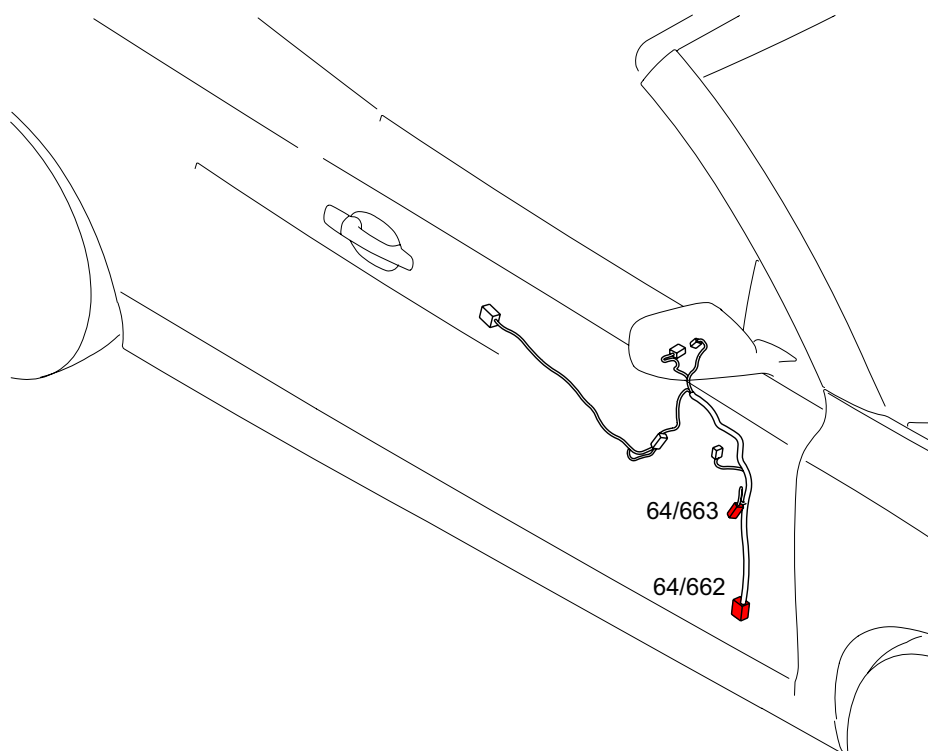
## Cable harness routing in vehicle Driver's door harness supplement C70



## Cable harness routing in vehicle Passenger door harness C70

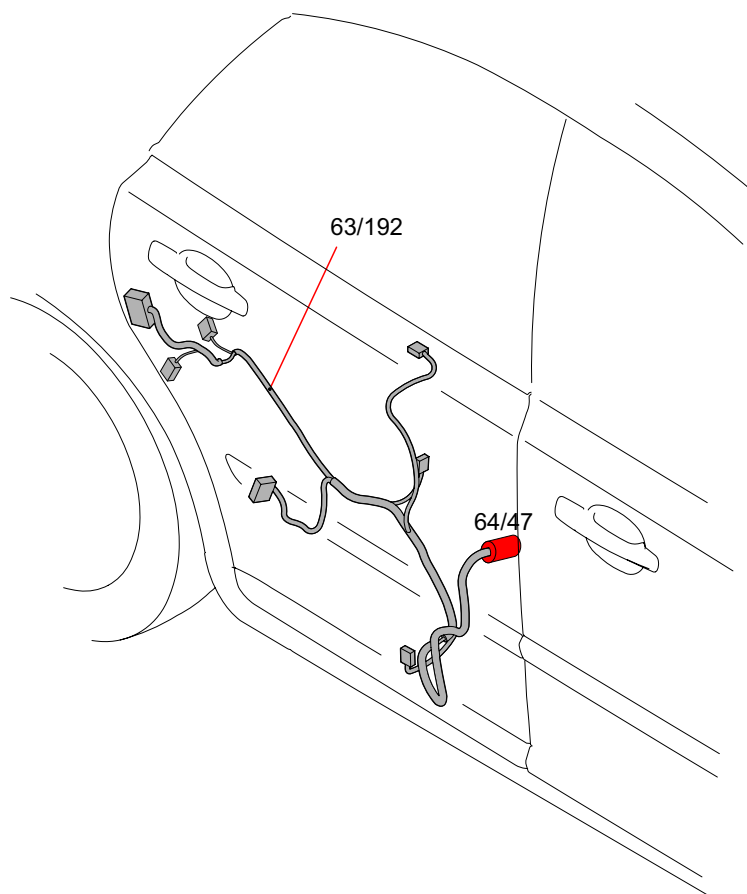


## Cable harness routing in vehicle Passenger door harness supplement C70



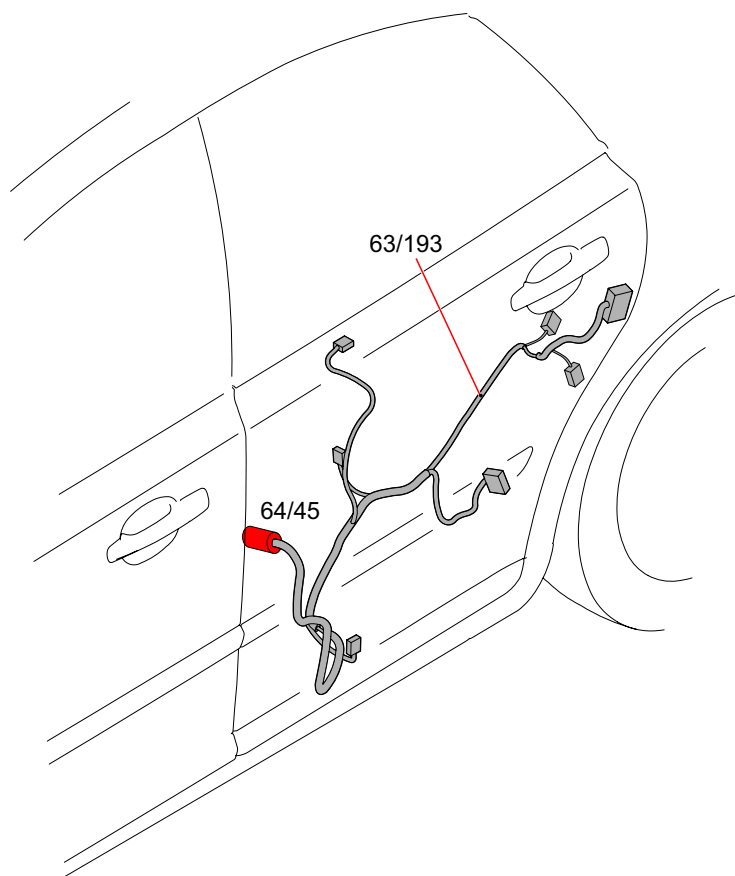
## Cable harness routing in vehicle

### Rear right door harness S40/V50

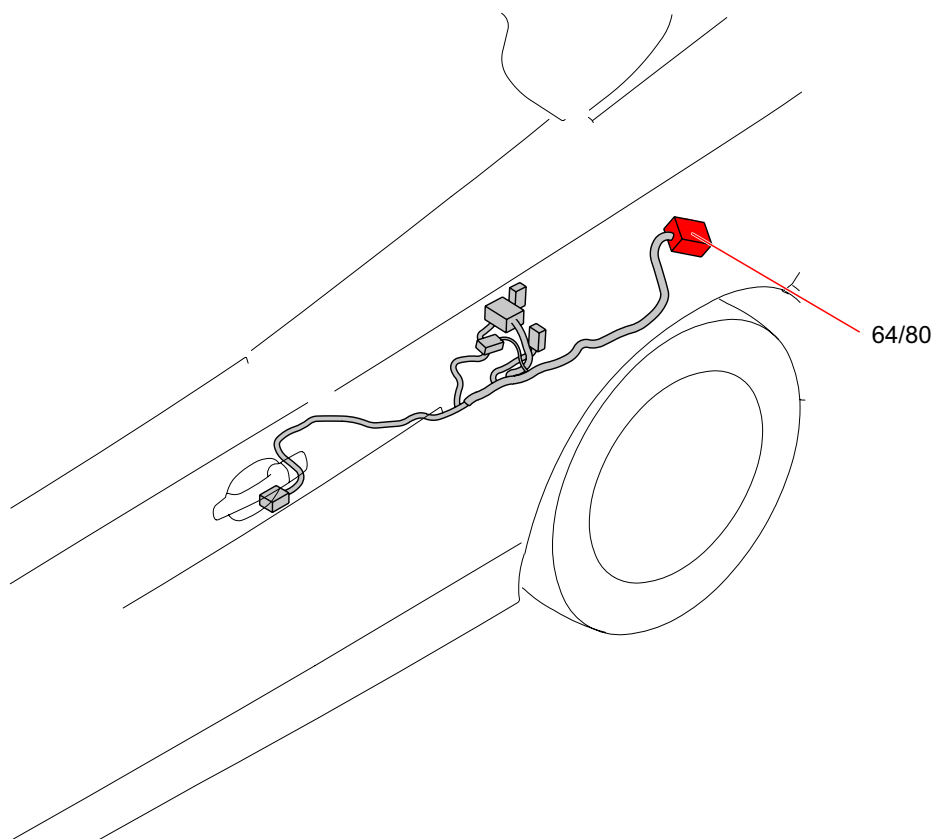


## Cable harness routing in vehicle

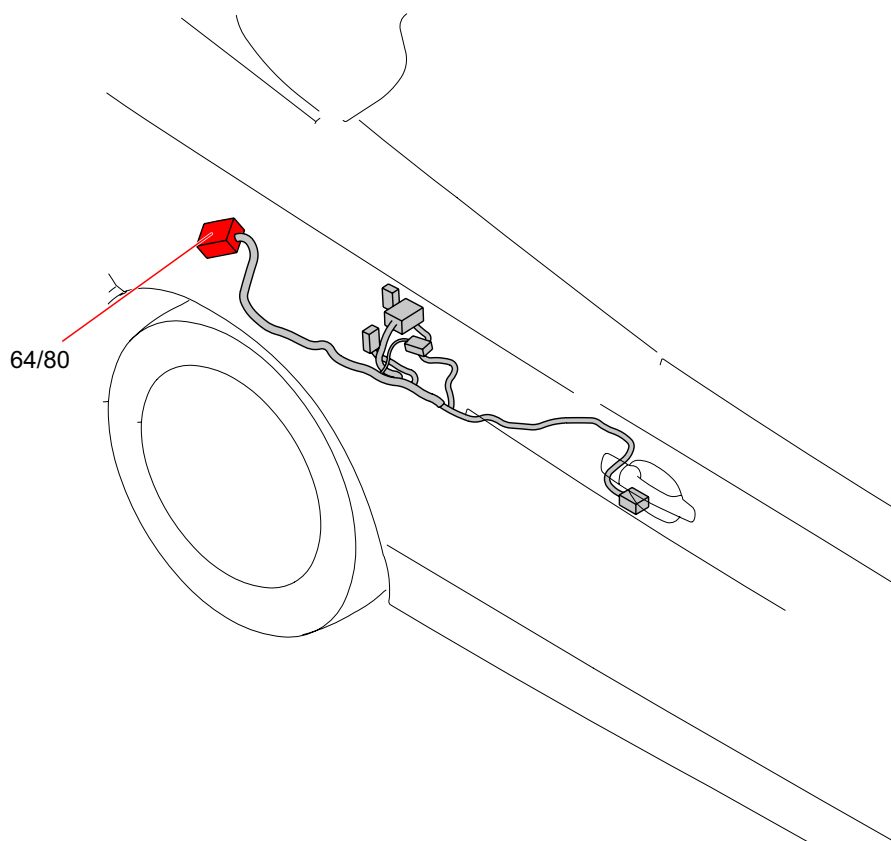
### Rear left door harness S40/V50



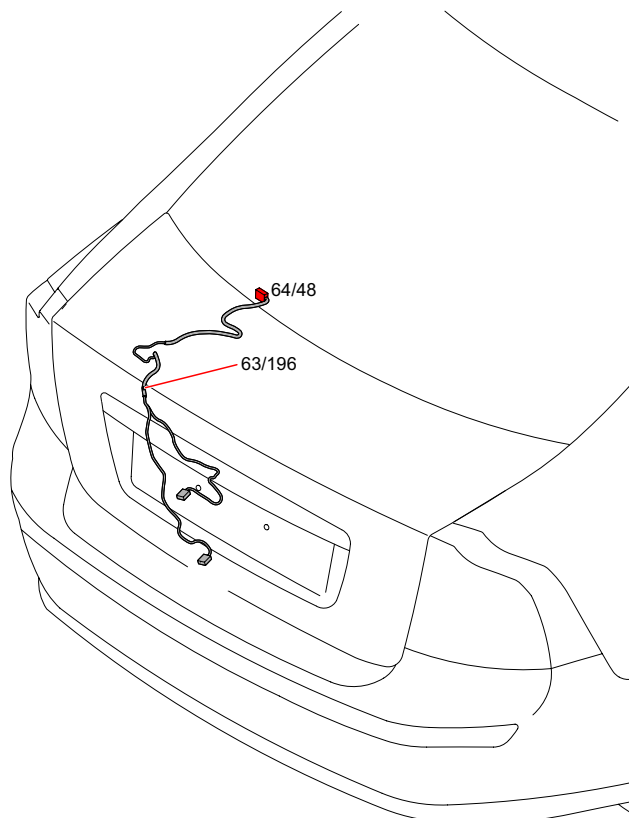
**Cable harness routing in vehicle**  
**Harness, rear side panel, left C70**



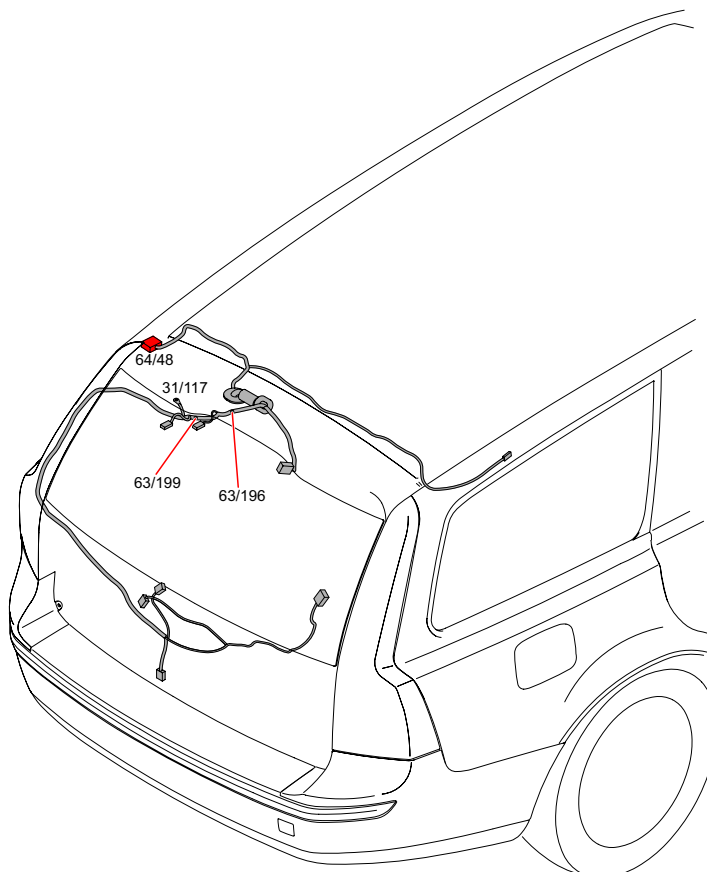
**Cable harness routing in vehicle**  
**Harness, rear side panel, right C70**



## Cable harness routing in vehicle Tailgate harness S40




## Cable harness routing in vehicle Tailgate harness V50



## Cable harness routing in vehicle

### Tailgate harness C70

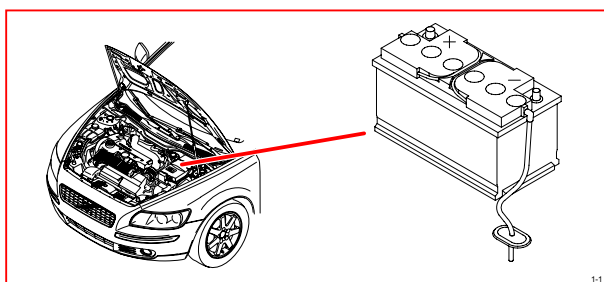




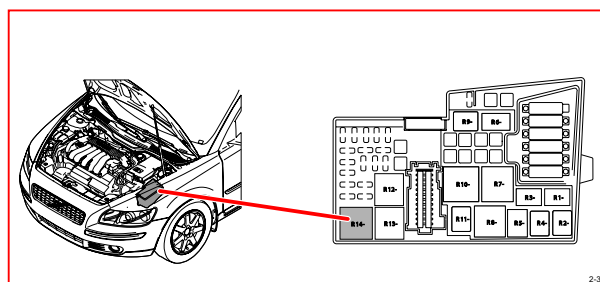
# Component illustrations

## 1/1 - 2/64

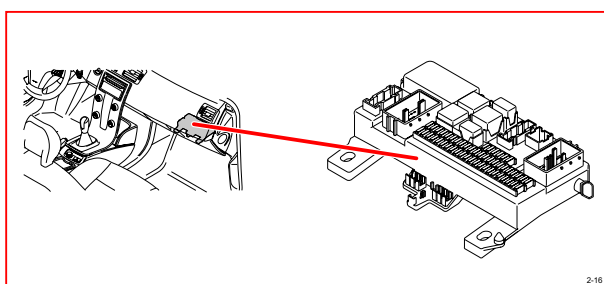
### 1/1 Battery



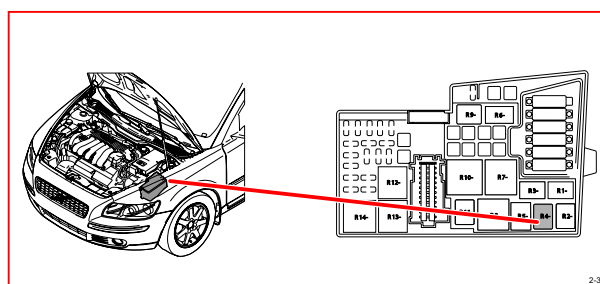
### 2/32 Main relay, engine management system



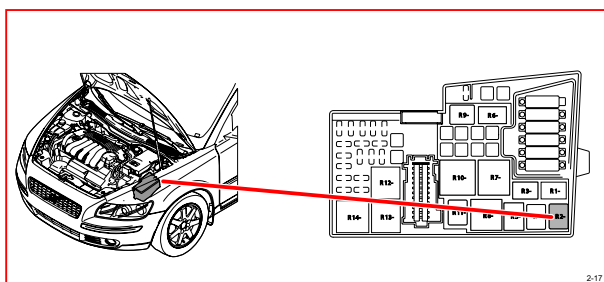
### 2/16 Relay, rear window wiper



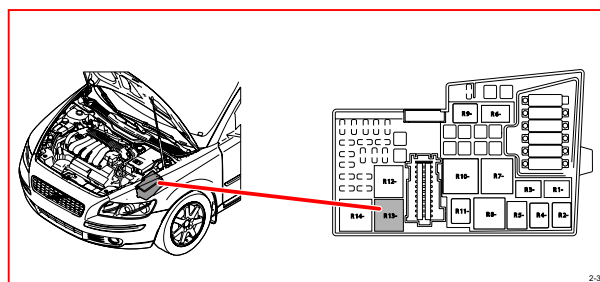
### 2/34 Relay, front fog lights



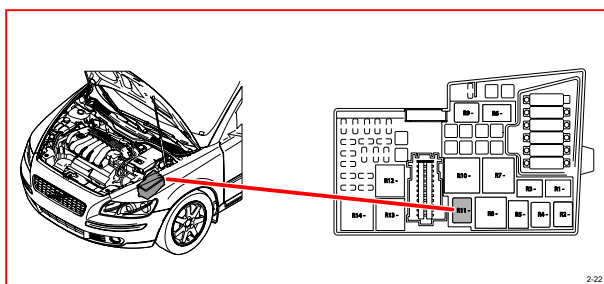
### 2/17 Relay, horn



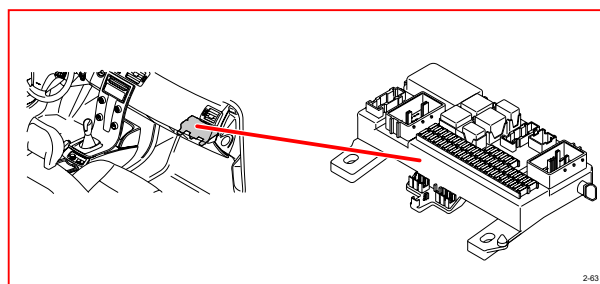
### 2/35 Relay, starter motor



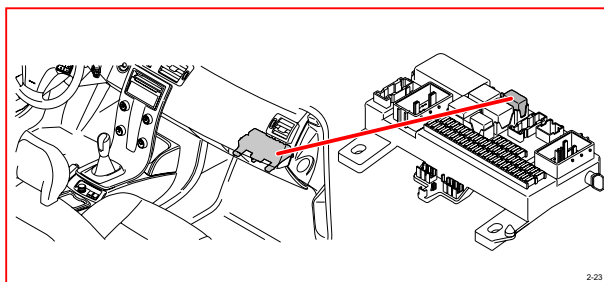
### 2/22 Relay, climate control system



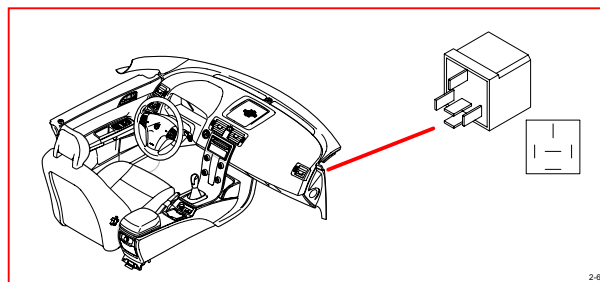
### 2/63 Relay, high beam



### 2/23 Relay, fuel pump



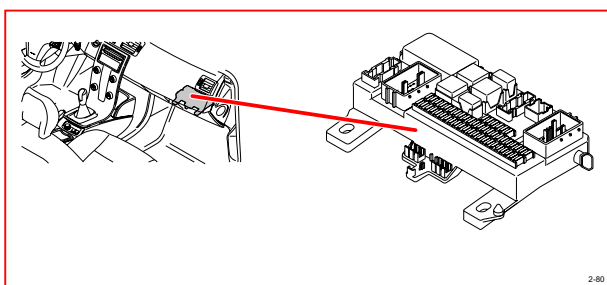
### 2/64 Relay, auxiliary lights (accessory)



# Component illustrations

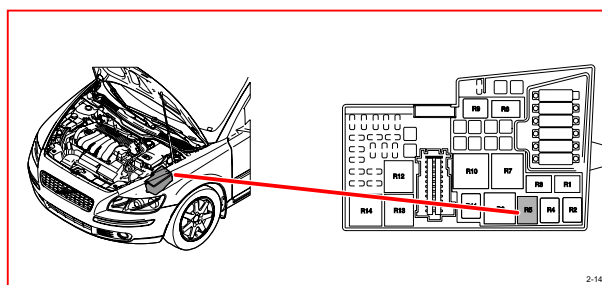
## 2/80 - 2/192 4-cyl.

**2/80 Relay, reversing light**



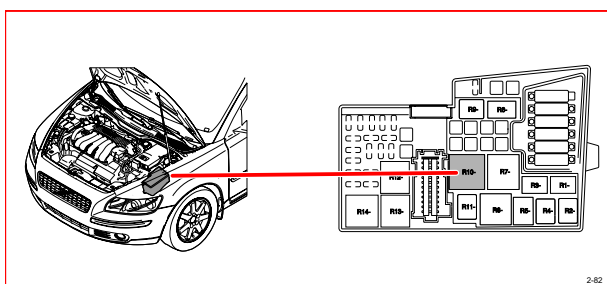
2-80

**2/142 Fuel filter preheater relay**



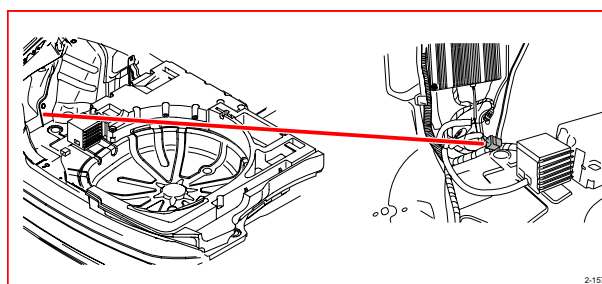
2-142

**2/82 Relay, heated rear window**



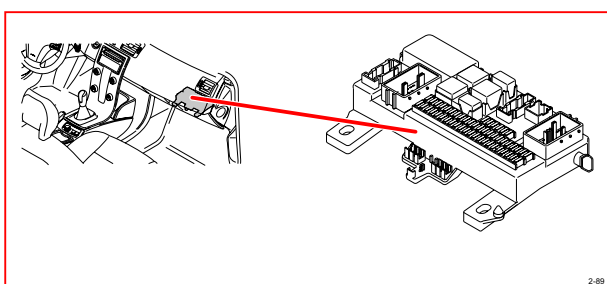
2-82

**2/157 Relay, subwoofer control module**



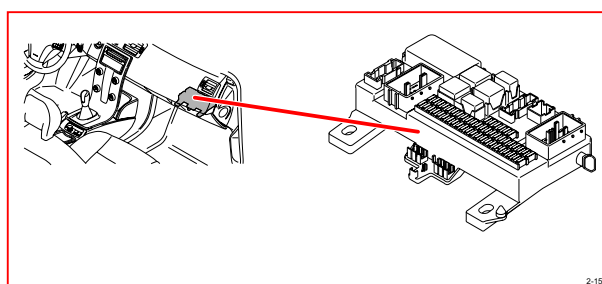
2-157

**2/89 Relay, interior lighting**



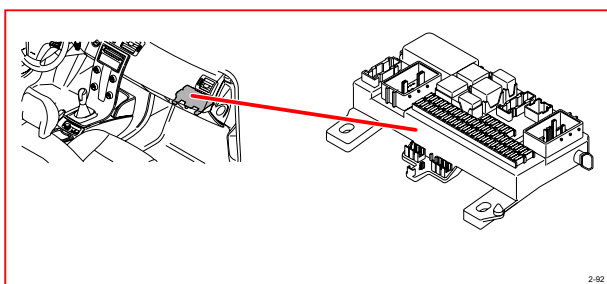
2-89

**2/159 Relay, infotainment**



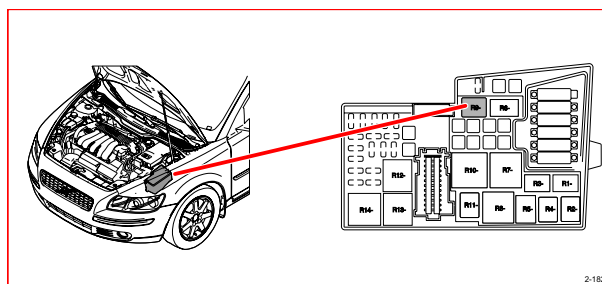
2-159

**2/92 Relay, windshield washer motor**



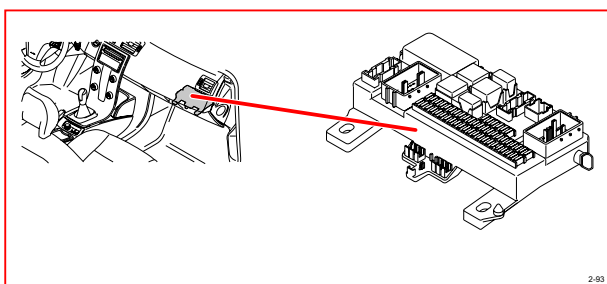
2-92

**2/182 Relay, headlight washer motor**



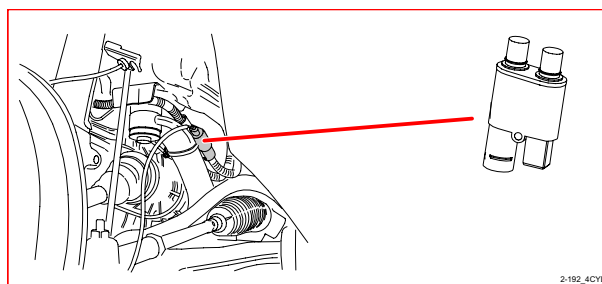
2-182

**2/93 Relay, rear window washer motor**



2-93

**2/192 Relay, electric engine heater, 4-cyl.**

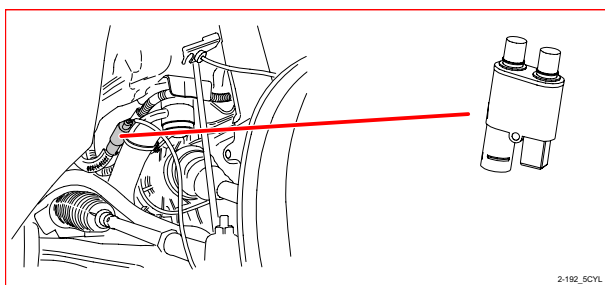


2-192\_4CYL

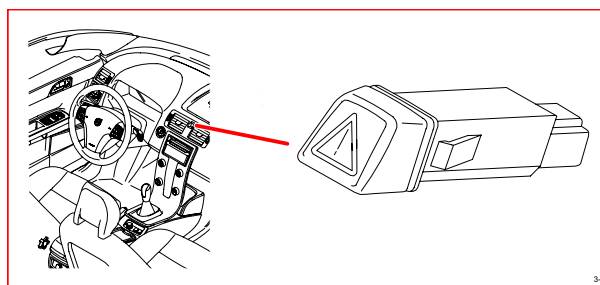
# Component illustrations

## 2/192 5-cyl. - 3/25

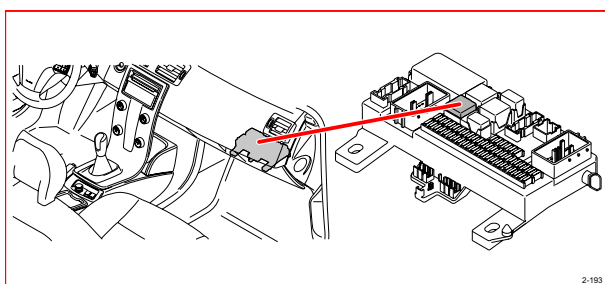
**2/192 Relay, electric engine heater, 5-cyl.**



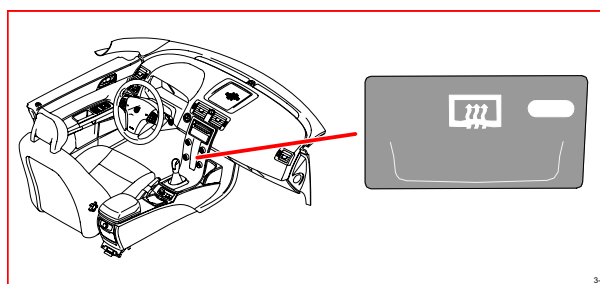
**3/6 Switch, hazard warning flashers**



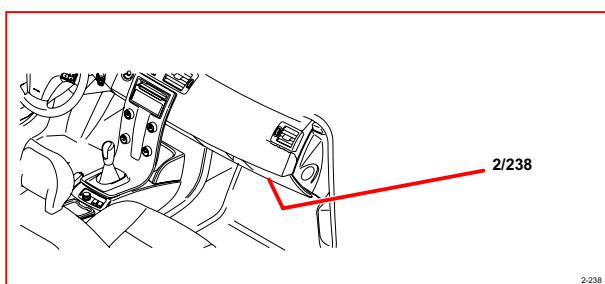
**2/193 Relay, comfort functions**



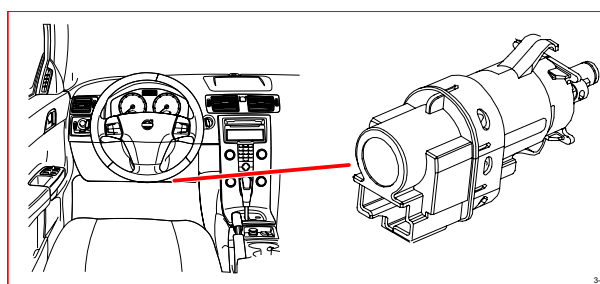
**3/8 Switch, heated rear window/exterior rearview mirrors**



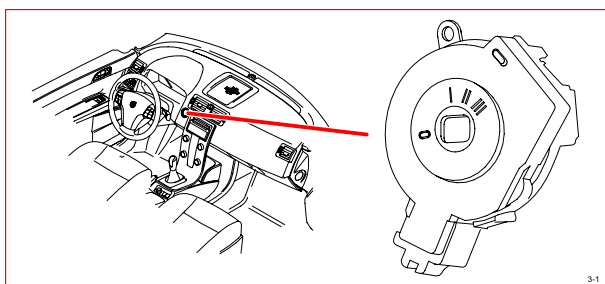
**2/238 Relay, audio disconnection**



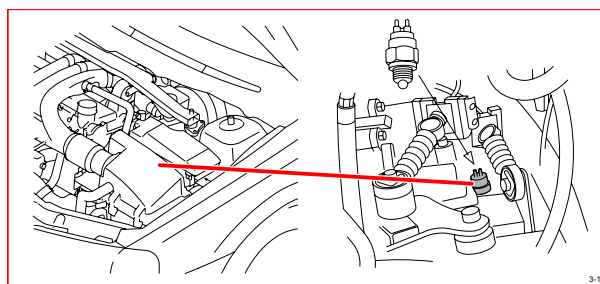
**3/9 Contact brake light**



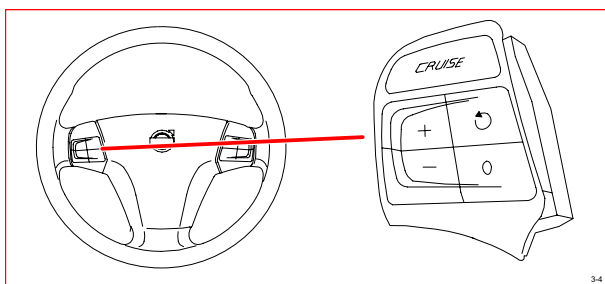
**3/1 Ignition switch**



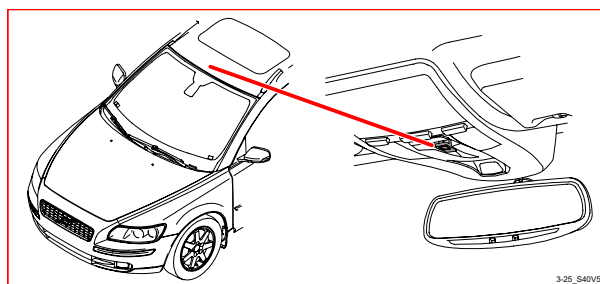
**3/10 Reversing light contact**



**3/4 Switch unit, cruise control (SWS)**



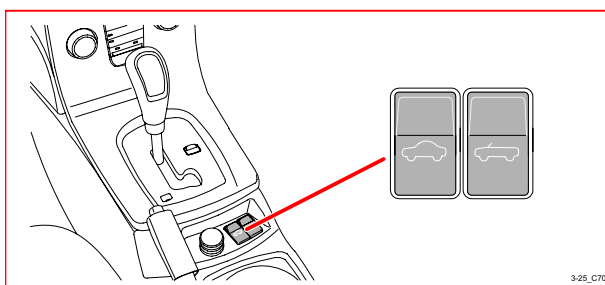
**3/25 Switch, power sunroof**



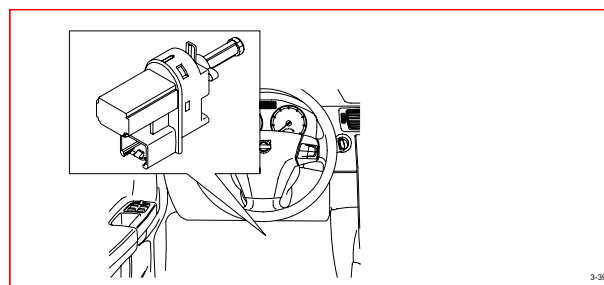
# Component illustrations

## 3/25 C70 - 3/62

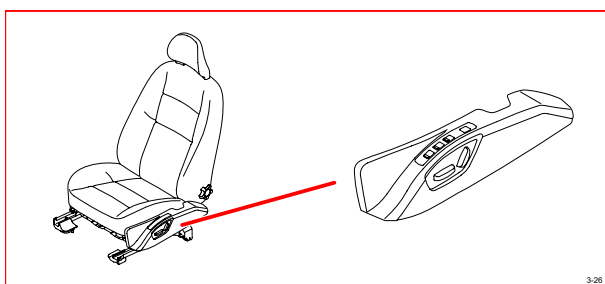
**3/25 Switch, power roof, C70**



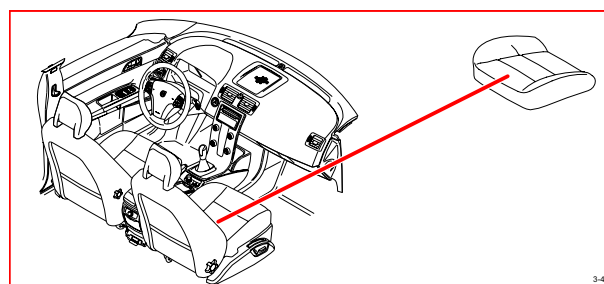
**3/39 Clutch pedal contact**



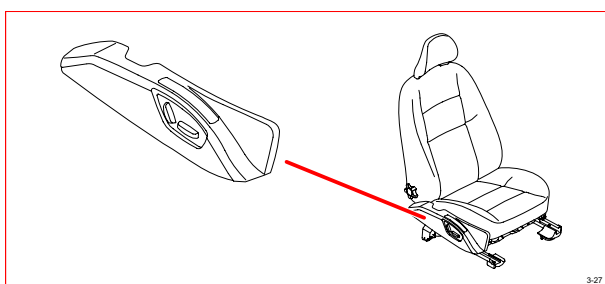
**3/26 Switch unit, power driver's seat**



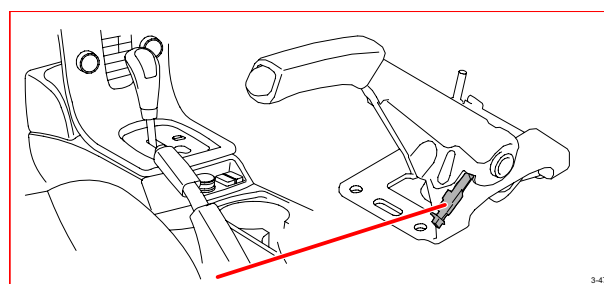
**3/46 Seat contact, passenger seat**



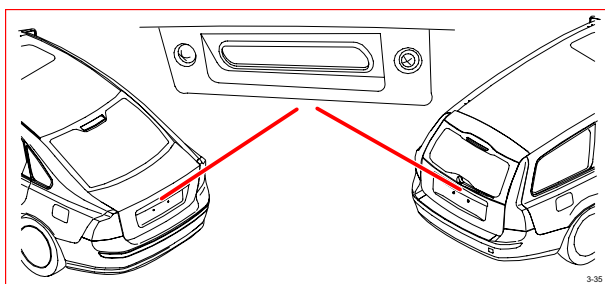
**3/27 Switch unit, power passenger seat**



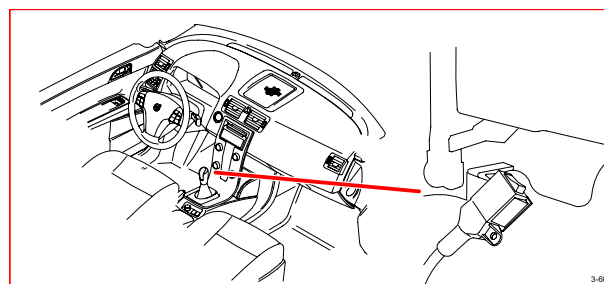
**3/47 Parking brake contact**



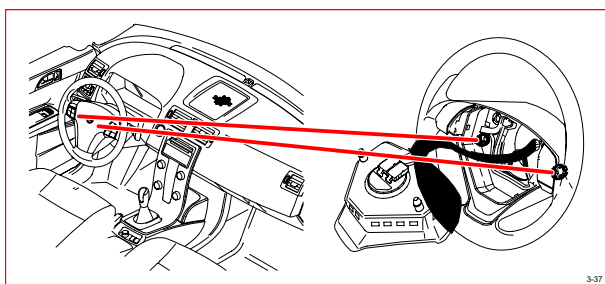
**3/35 Switch, handle, trunk lid/tailgate**



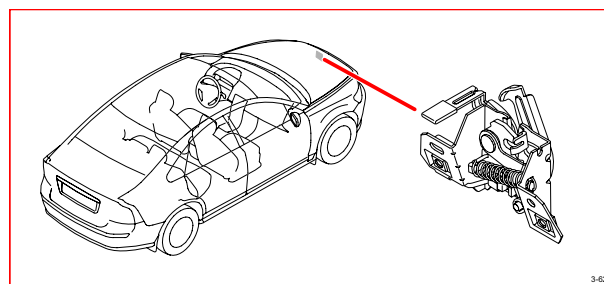
**3/60 Switch, auxiliary lights**



**3/37 Contact horn**



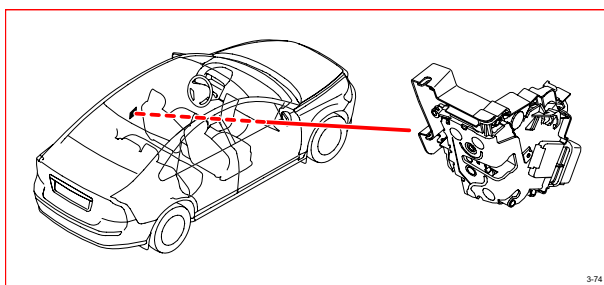
**3/62 Hood alarm contact**



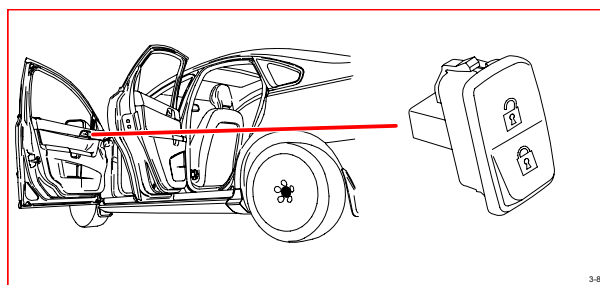
# Component illustrations

## 3/74 - 3/85

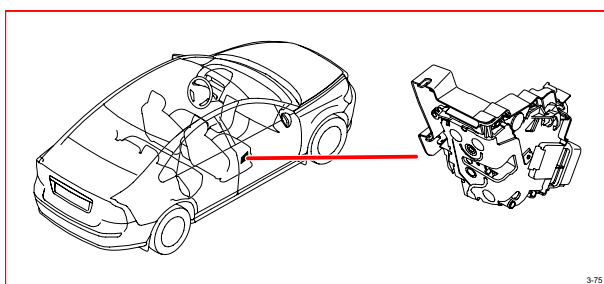
**3/74 Lock unit, driver's door**



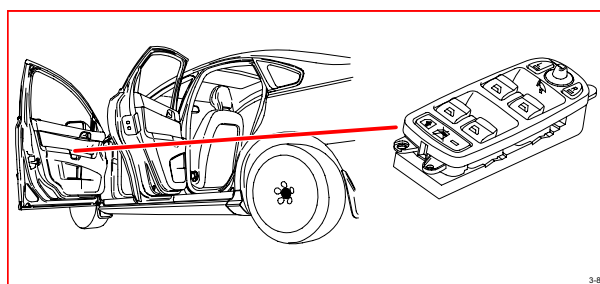
**3/80 Switch, central locking driver's door**



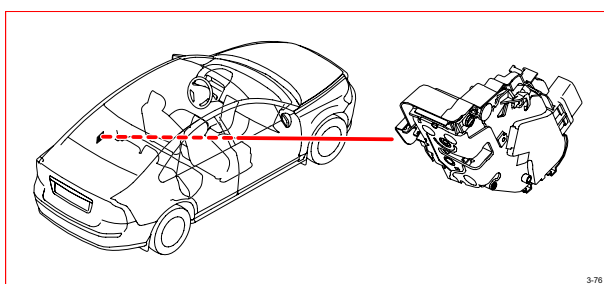
**3/75 Lock unit, passenger door**



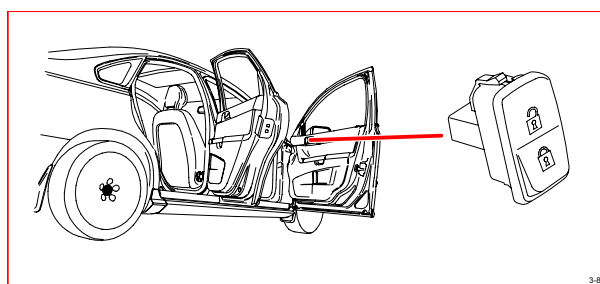
**3/81 Power window switches, driver's door**



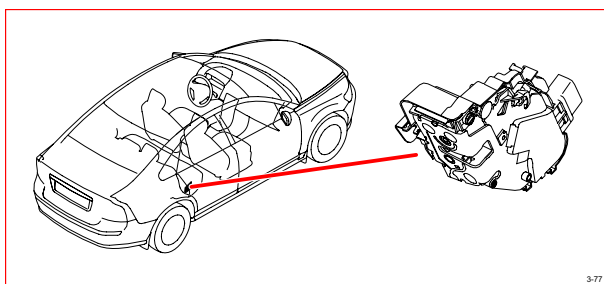
**3/76 Lock unit, rear left door**



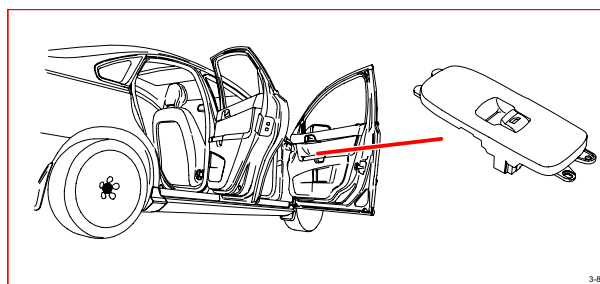
**3/82 Switch, central locking passenger door**



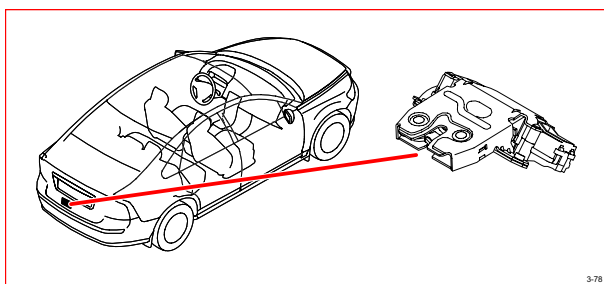
**3/77 Lock unit, rear right door**



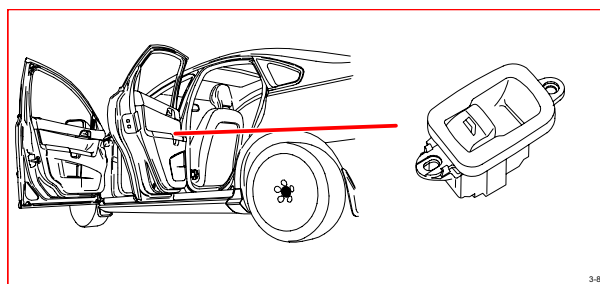
**3/83 Switch, power window passenger door**



**3/78 Lock unit, trunk lid/tailgate**



**3/85 Power window switch, rear left door**

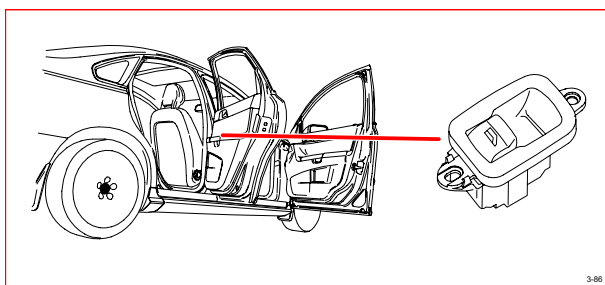




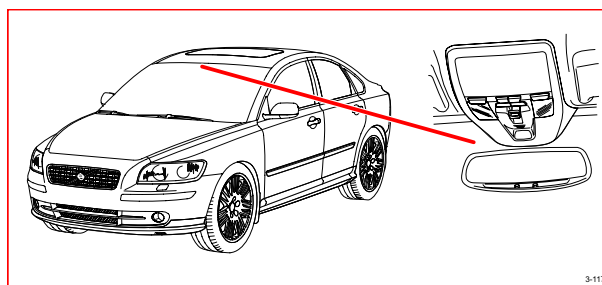
# Component illustrations

## 3/86 - 3/129

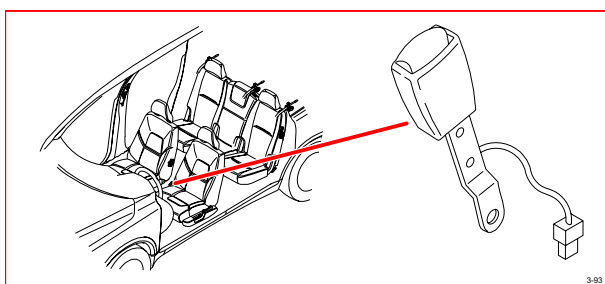
**3/86 Power window switch, rear right door**



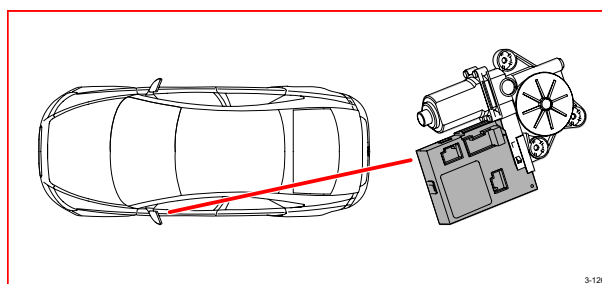
**3/117 Switch unit, ceiling light**



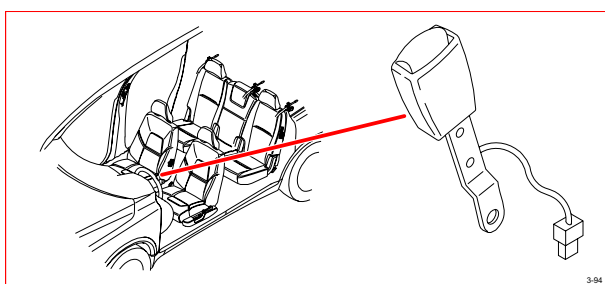
**3/93 Belt buckle contact, driver's seat**



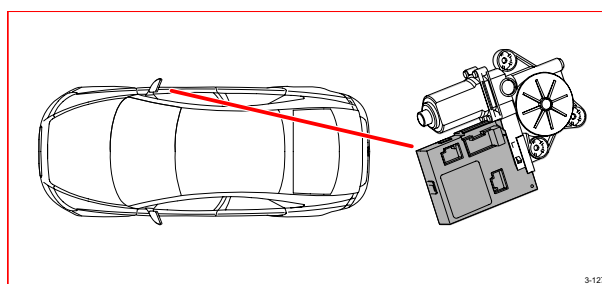
**3/126 Driver Door Module (DDM)**



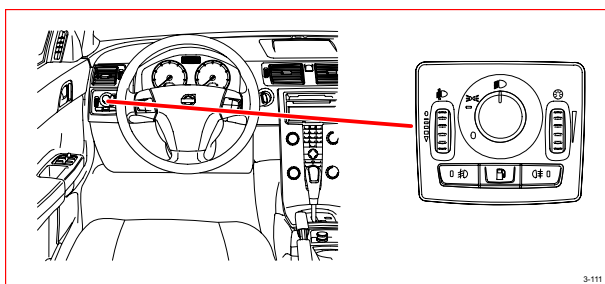
**3/94 Belt buckle contact, passenger seat**



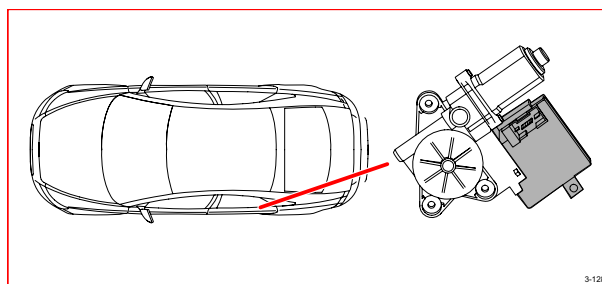
**3/127 Passenger Door Module (PDM)**



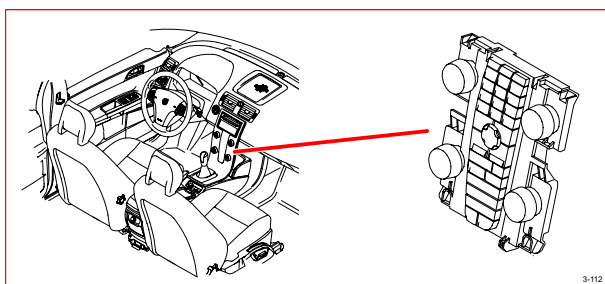
**3/111 Light Switch Module (LSM)**



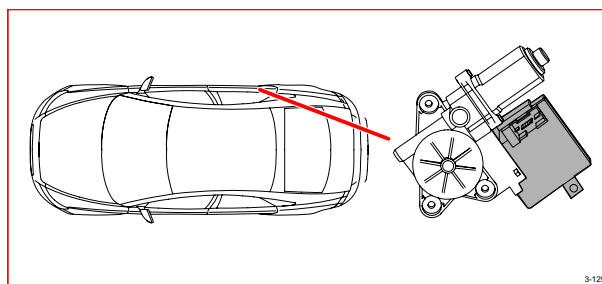
**3/128 Rear Left Door Module (LDM)**



**3/112 Climate Control Module (CCM)**



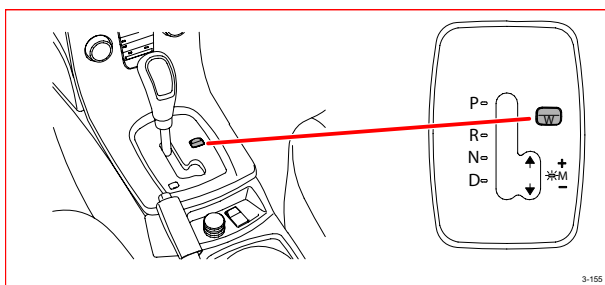
**3/129 Rear Right Door Module (RDM)**



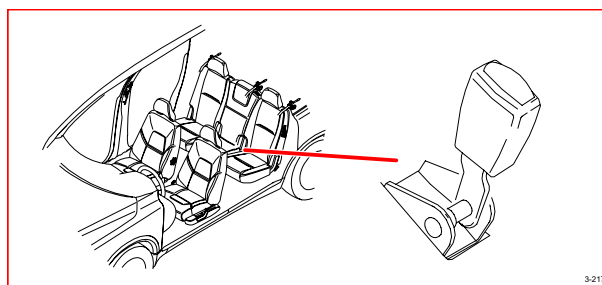
# Component illustrations

## 3/155 - 3/255

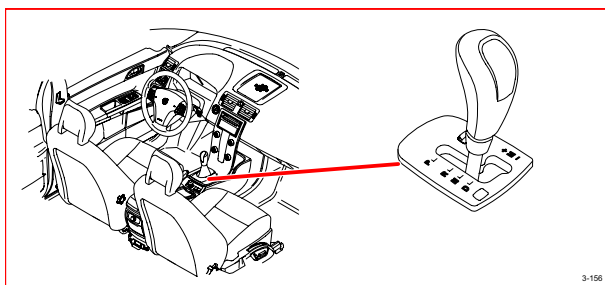
**3/155 Program selector, automatic transmission**



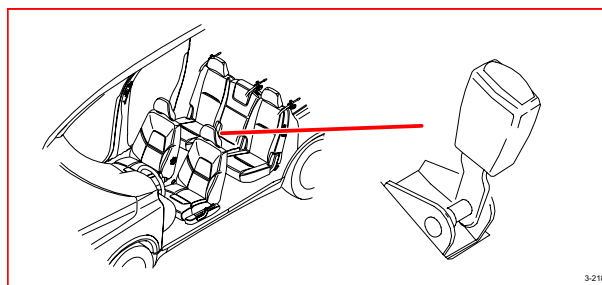
**3/217 Belt buckle contact, rear left**



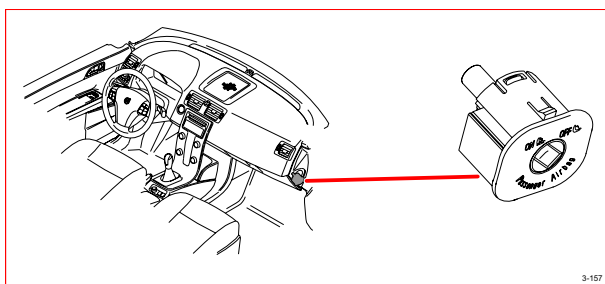
**3/156 Gear Selector Module (GSM)**



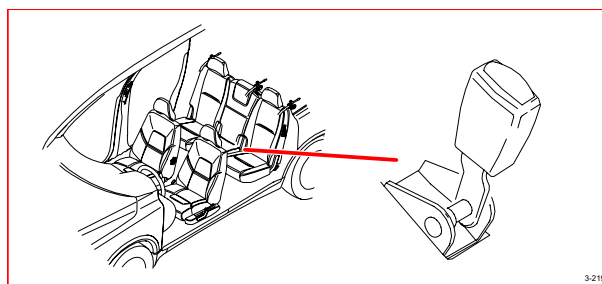
**3/218 Belt buckle contact, center rear**



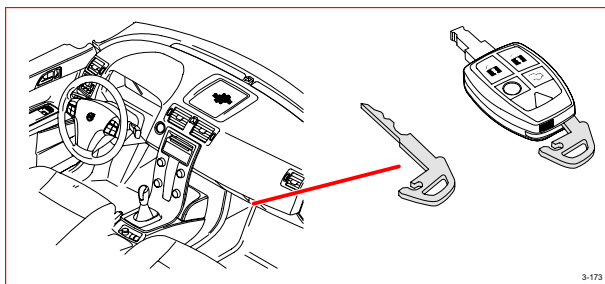
**3/157 Switch, passenger side airbag**



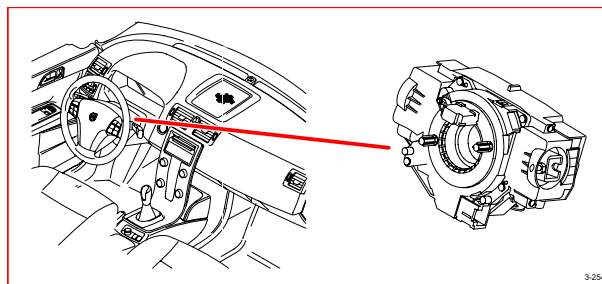
**3/219 Belt buckle contact, rear right**



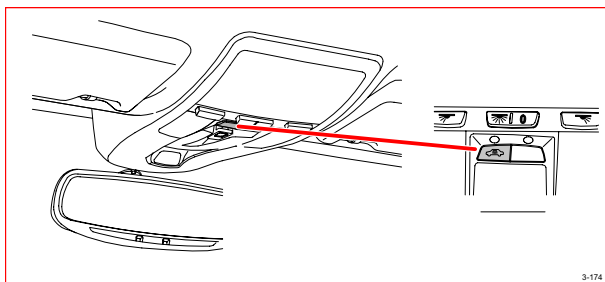
**3/173 Switch, trunk lid/tailgate private lock**



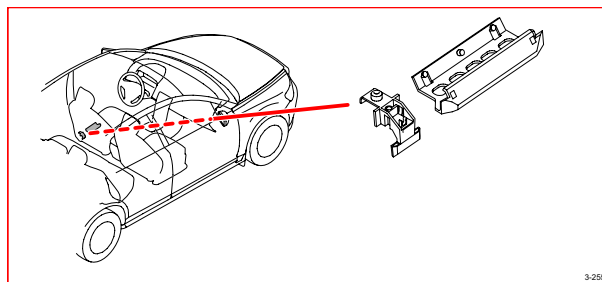
**3/254 Steering Wheel Module (SWM)**



**3/174 Switch, reduced alarm**



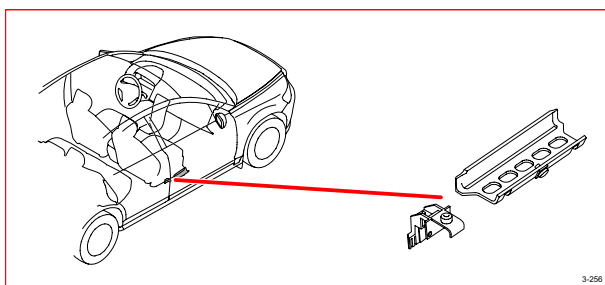
**3/255 Position sensor, driver's seat**



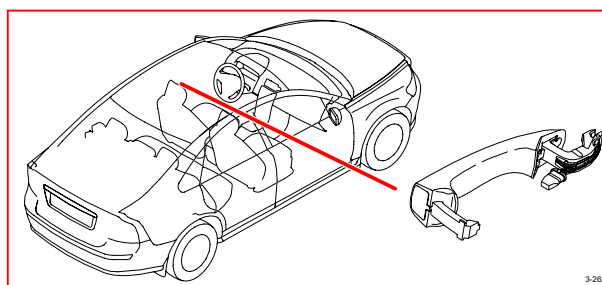
# Component illustrations

## 3/256 - 3/267

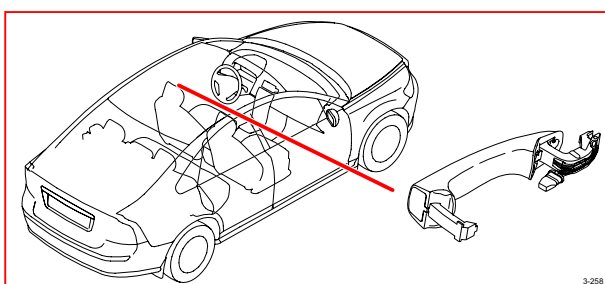
**3/256 Position sensor, passenger seat**



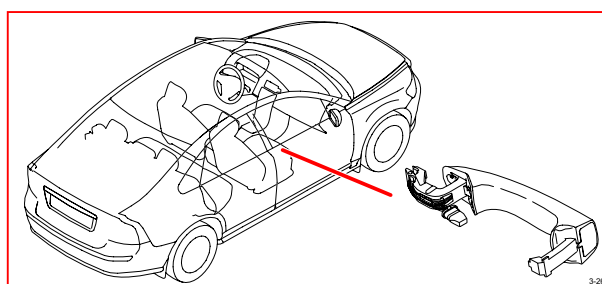
**3/262 Contact, unlocking, front left**



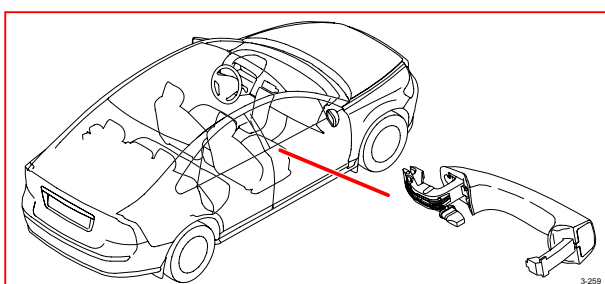
**3/258 Contact, locking front left**



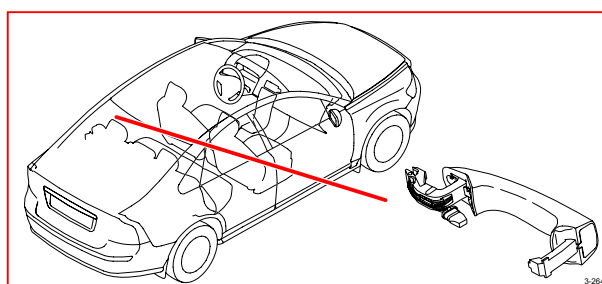
**3/263 Contact, unlocking, front right**



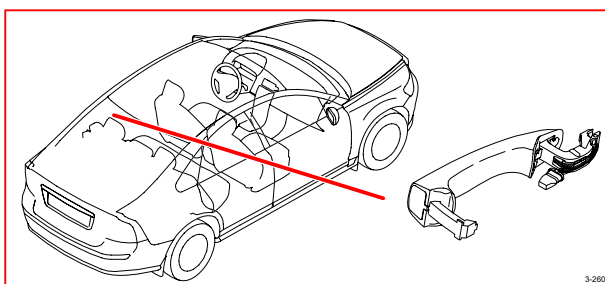
**3/259 Contact, locking, front right**



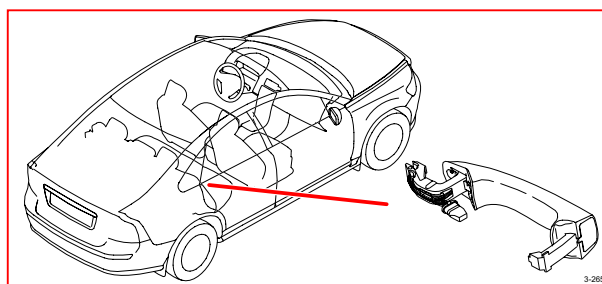
**3/264 Contact, unlocking, rear left**



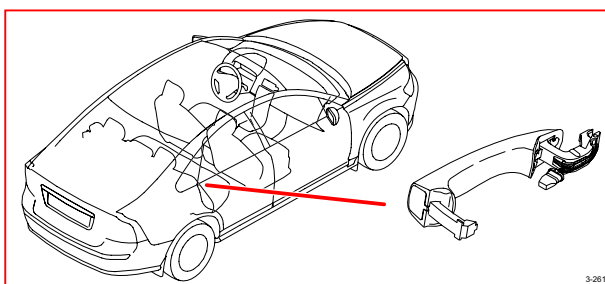
**3/260 Contact, locking, rear left**



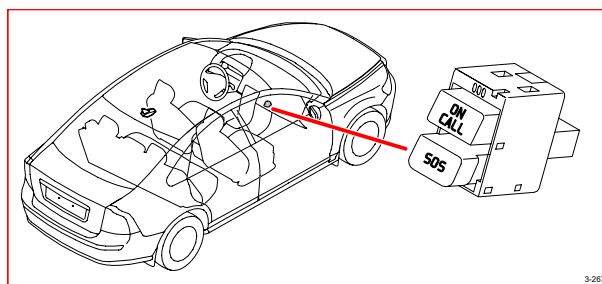
**3/265 Contact, unlocking, rear right**



**3/261 Contact, locking, rear right**



**3/267 Switch unit, telematics**

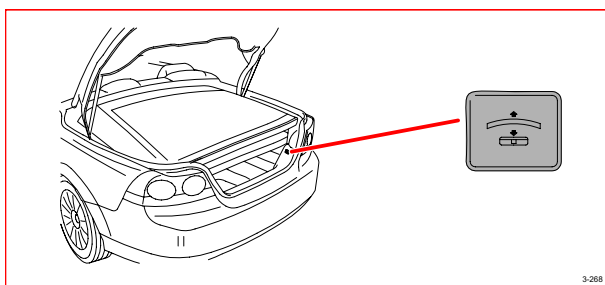




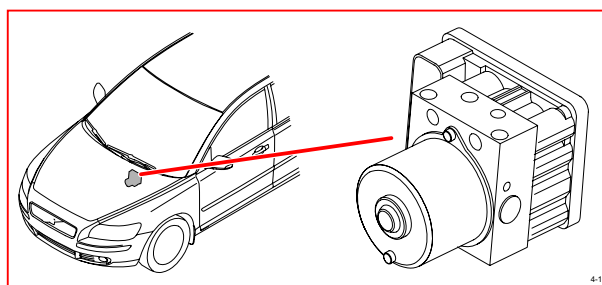
# Component illustrations

## 3/268 - 4/46.1

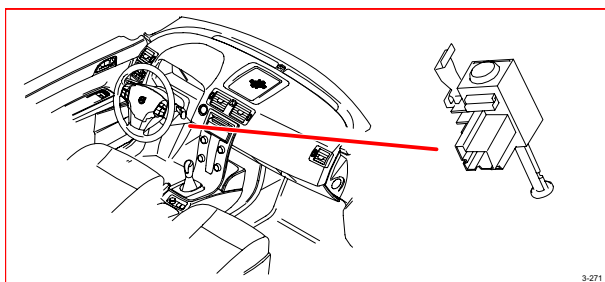
**3/268 Load assistance switch**



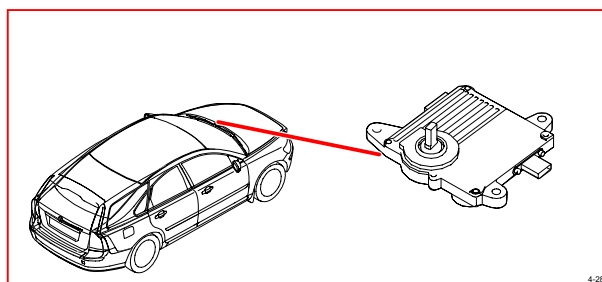
**4/16 Brake Control Module (BCM)**



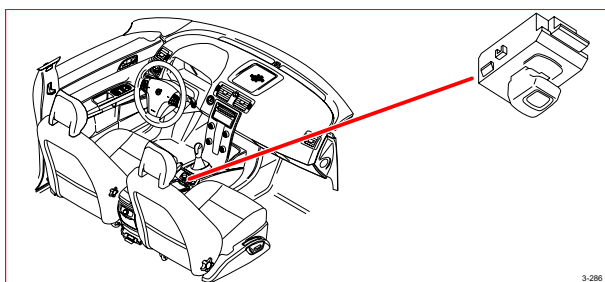
**3/271 Contact, immobilizer, clutch pedal**



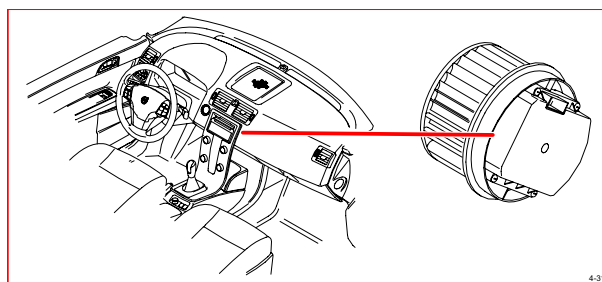
**4/28 Transmission Control Module (TCM)**



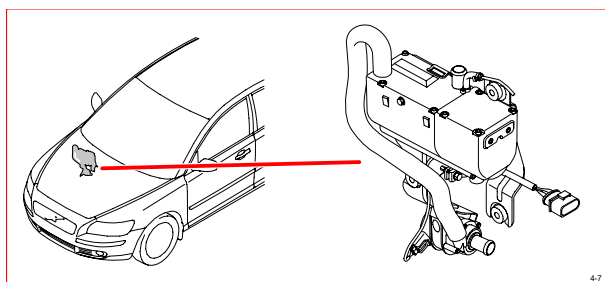
**3/286 BLIS switch**



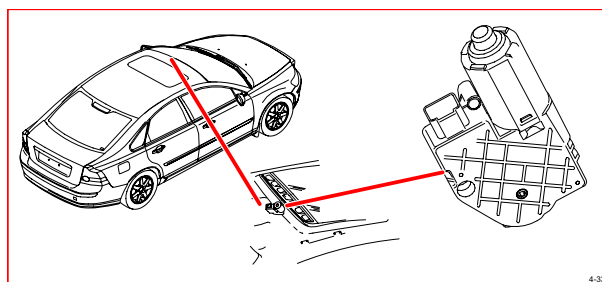
**4/31 Fan control module**



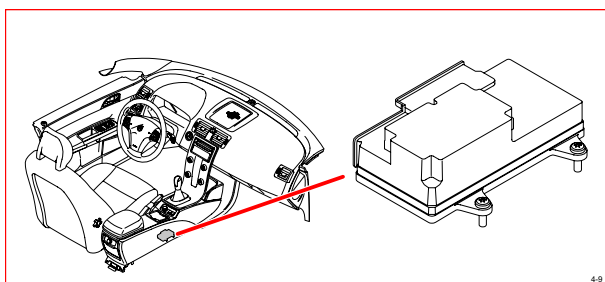
**4/7 Combustion Preheater Module (CPM)**



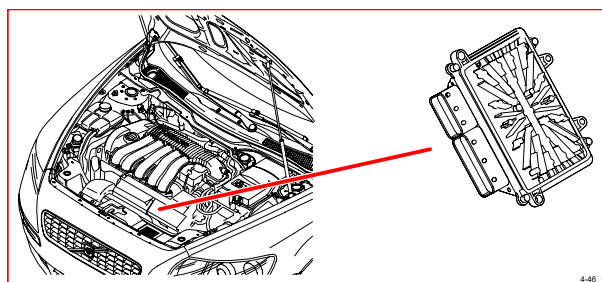
**4/33 Sunroof control module**



**4/9 Supplemental Restraint System Module (SRS)**



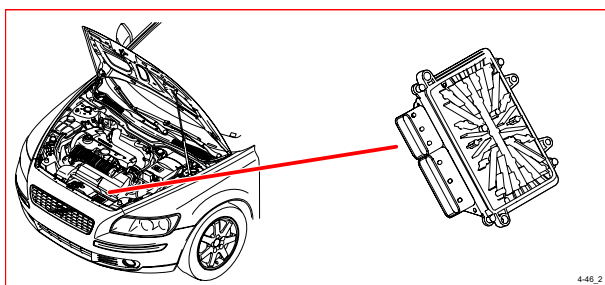
**4/46.1 Engine Control Module (ECM), 5-cyl**



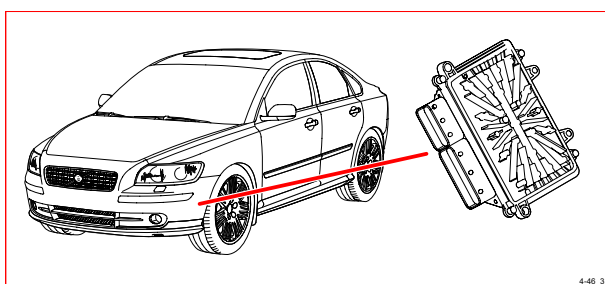
# Component illustrations

## 4/46.2 - 4/59

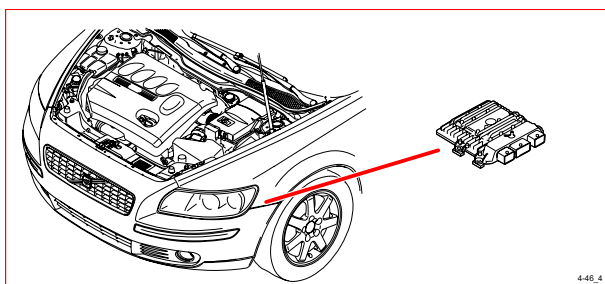
**4/46.2 Engine Control Module (ECM), 5-cyl. Turbo**



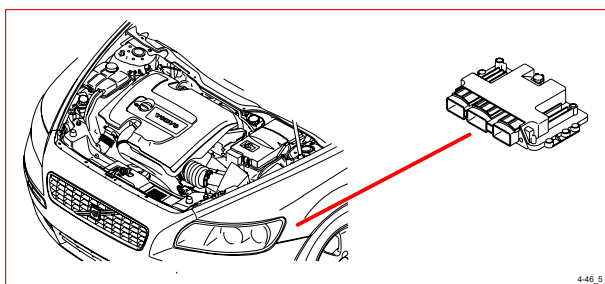
**4/46.3 Engine Control Module (ECM), 5-cyl. 2.4I D**



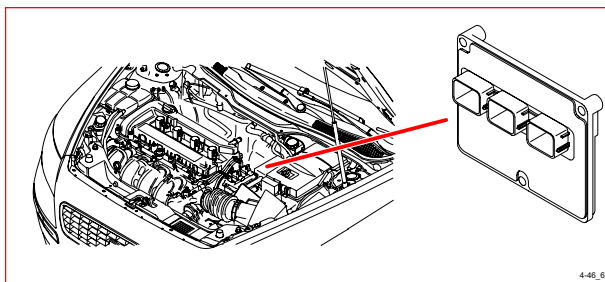
**4/46.4 Engine Control Module (ECM), 4-cyl. 2.0I D**



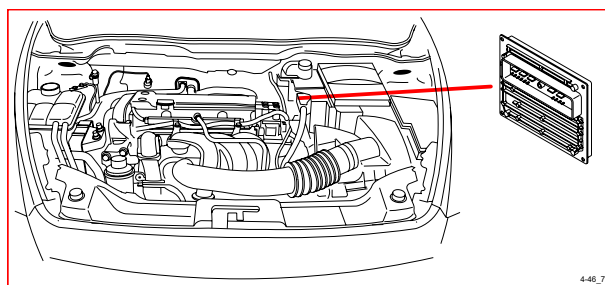
**4/46.5 Engine Control Module (ECM), 4-cyl. 1.6I D**



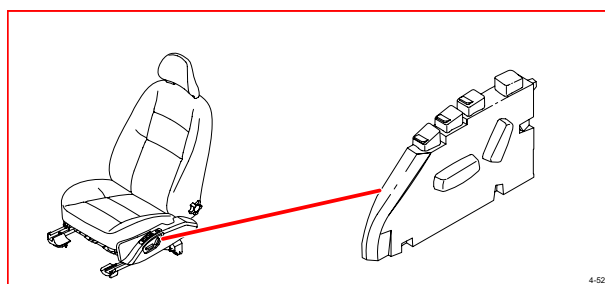
**4/46.6 Engine Control Module (ECM), 4-cyl. 1.8I**



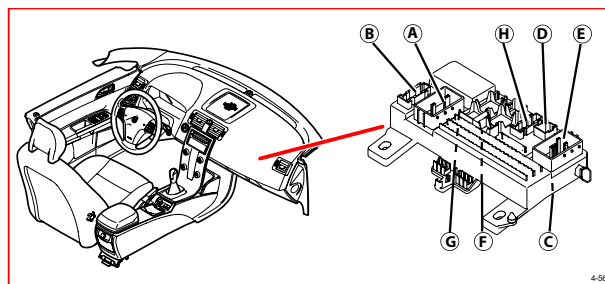
**4/46.7 Engine Control Module (ECM), 4-cyl. 1.6I**



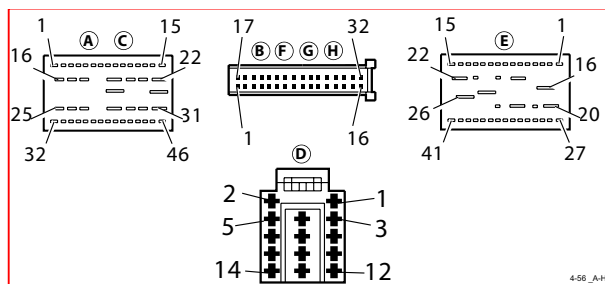
**4/52 Power Seat Module (PSM)**



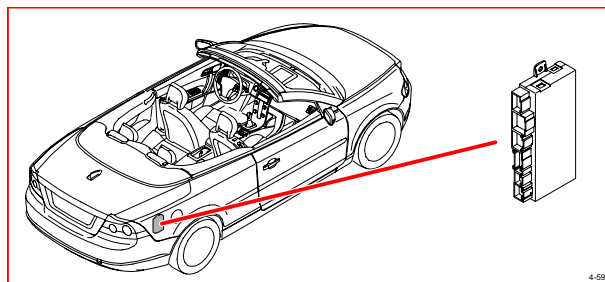
**4/56 Central Electronic Module (CEM)**



**4/56 A-H Central Electronic Module (CEM)**



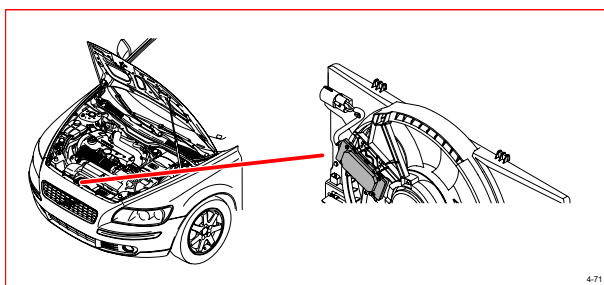
**4/59 Convertible Roof Module (CRM)**



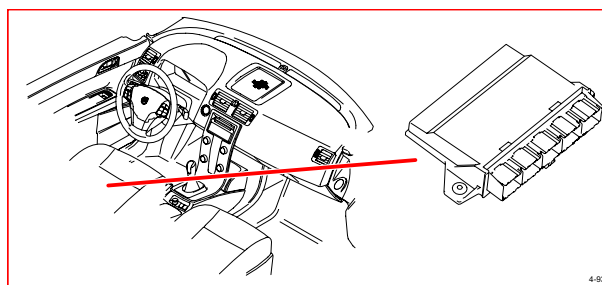
# Component illustrations

## 4/71 - 4/109

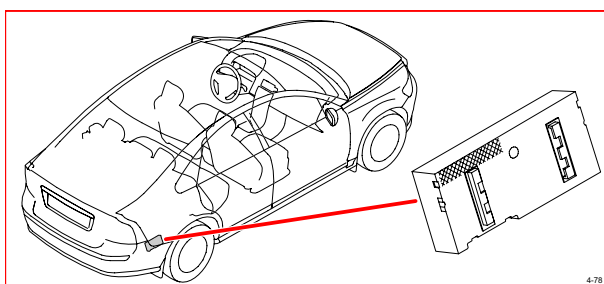
**4/71 Cooling fan control module**



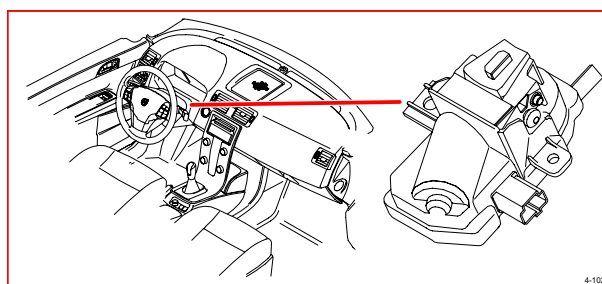
**4/93 Keyless Vehicle Module (KVM)**



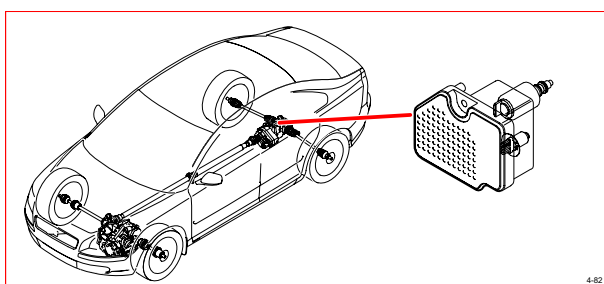
**4/78 Accessory Electronic Module (AEM)**



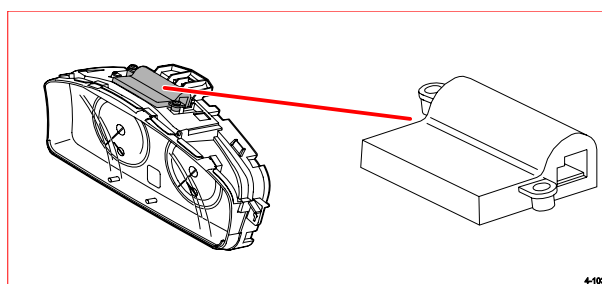
**4/102 Steering Column Lock Module (SCL)**



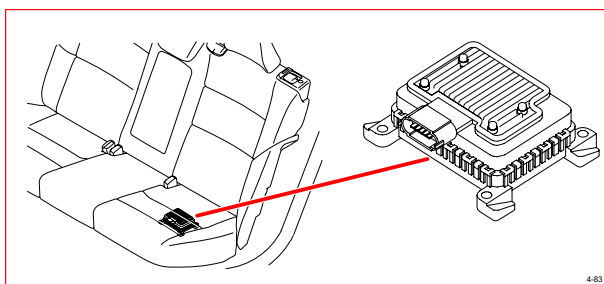
**4/82 Differential Electronic Module (DEM)**



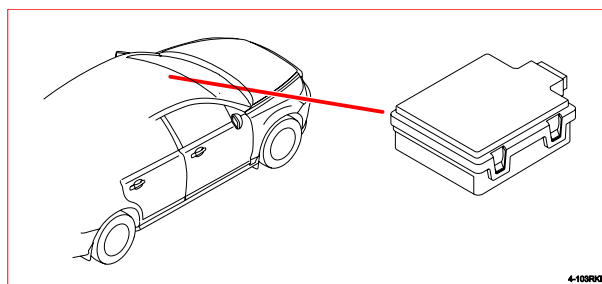
**4/103 Remote Receiver Module (RRX)**



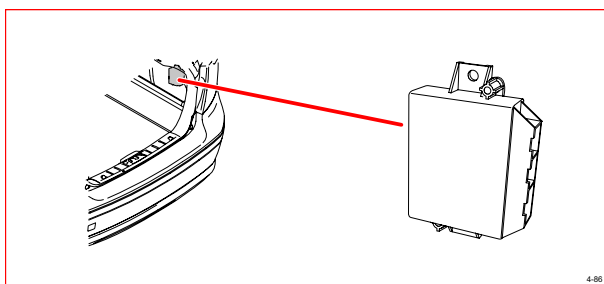
**4/83 Control module fuel pump**



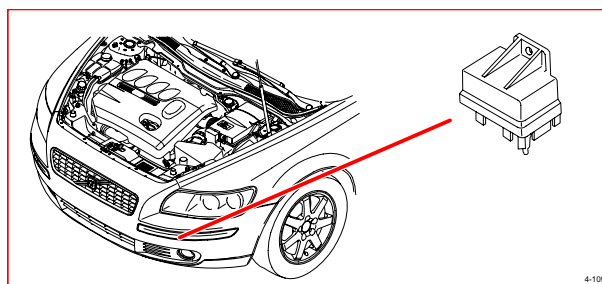
**4/103 Signal receiver, keyless vehicle (RKE)**



**4/86 Parking Assistance Module (PAM)**



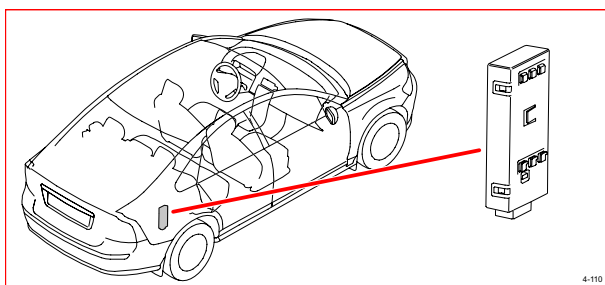
**4/109 Glow plug control module**



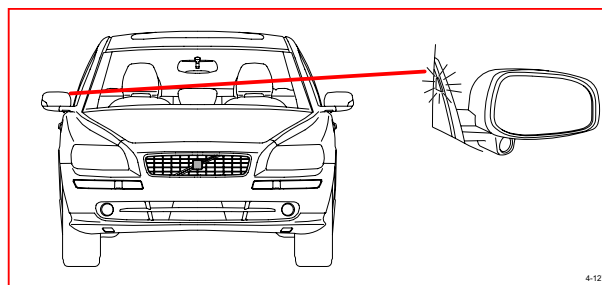
# Component illustrations

## 4/110 - 6/16

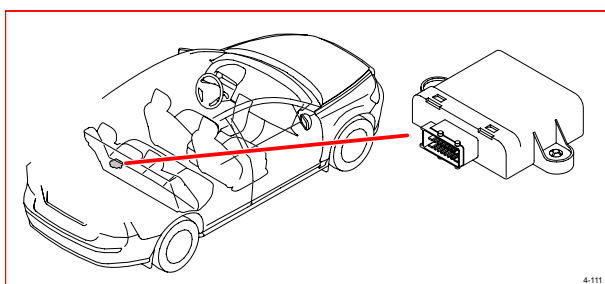
**4/110 Trailer Module (TRM)**



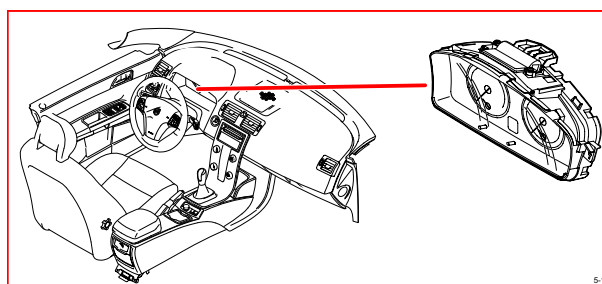
**4/127 Right Camera Module (RCM)**



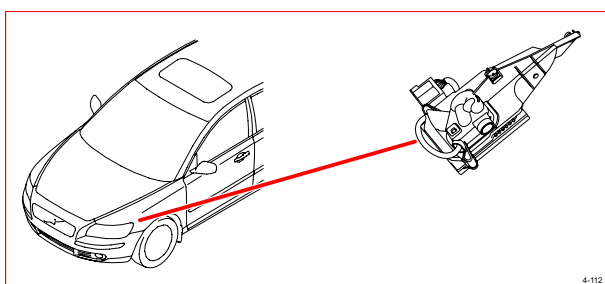
**4/111 Additive Dosing Module (ADM)**



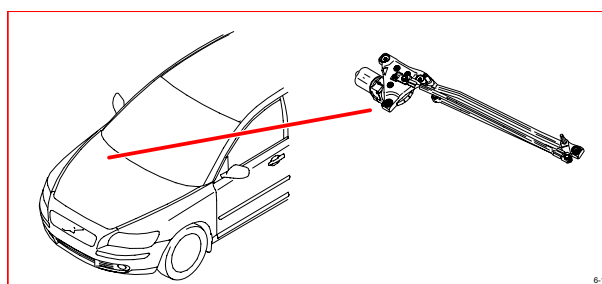
**5/1 Driver Information Module (DIM)**



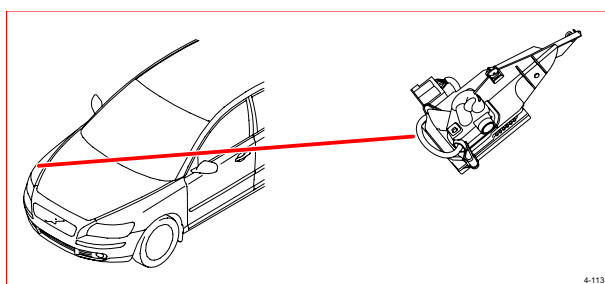
**4/112 Control module, gas discharge lamp master, left**



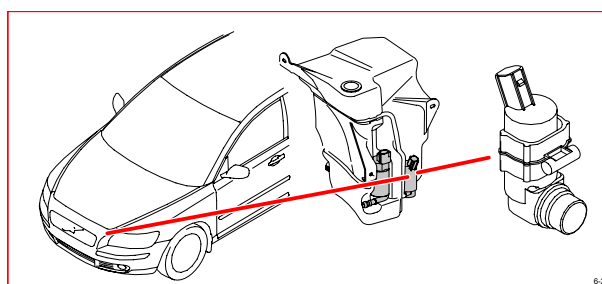
**6/1 Wiper Motor Module (WMM)**



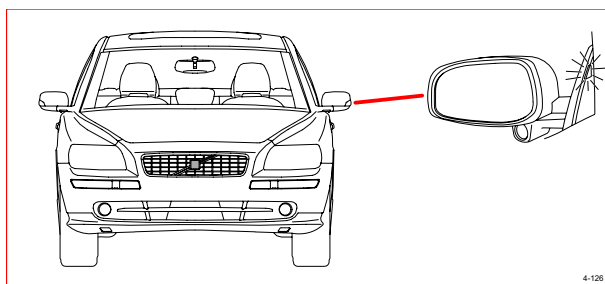
**4/113 Control module, gas discharge lamp slave, right**



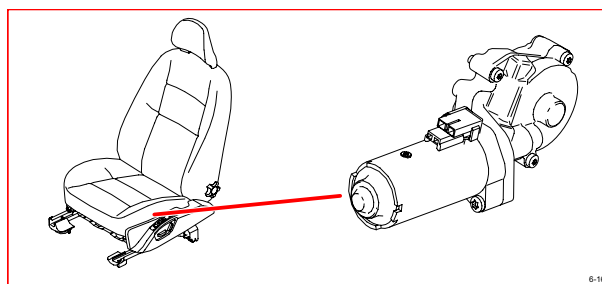
**6/2 Washer pump**



**4/126 Left Camera Module (LCM)**



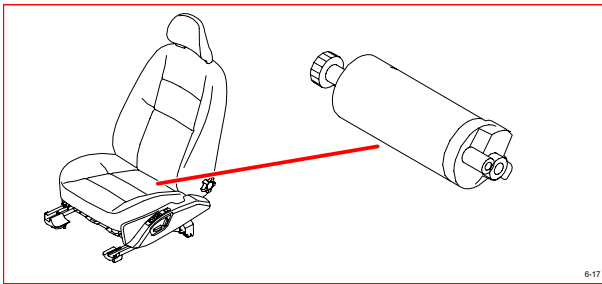
**6/16 Motor driver's seat, backrest angle**



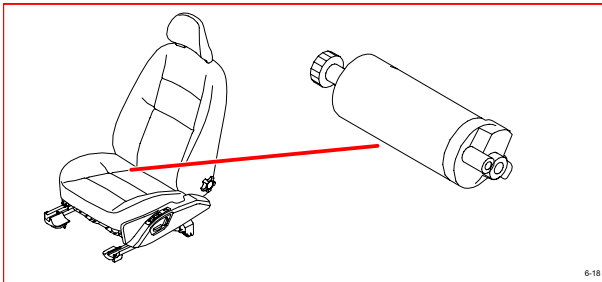
# Component illustrations

## 6/17 - 6/33

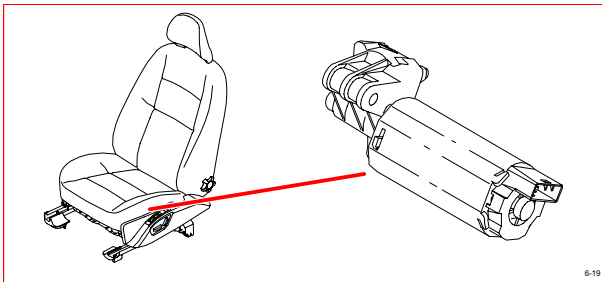
**6/17 Motor driver's seat, up/down front edge**



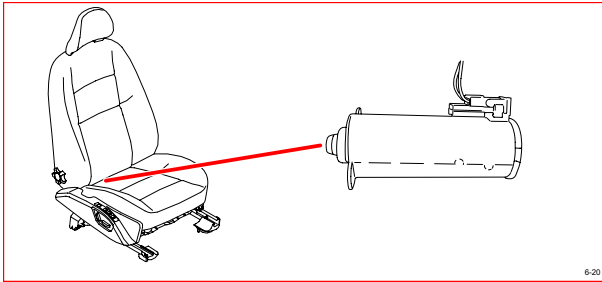
**6/18 Motor driver's seat, up/down rear edge**



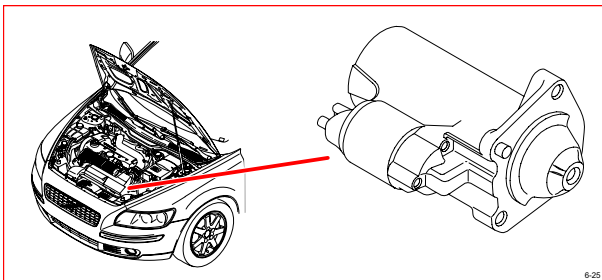
**6/19 Motor driver's seat, fore/aft**



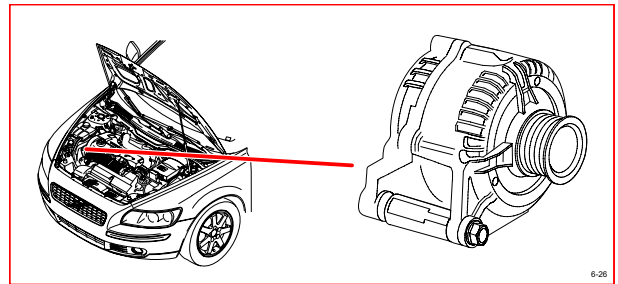
**6/20 Motor passenger seat, fore/aft**



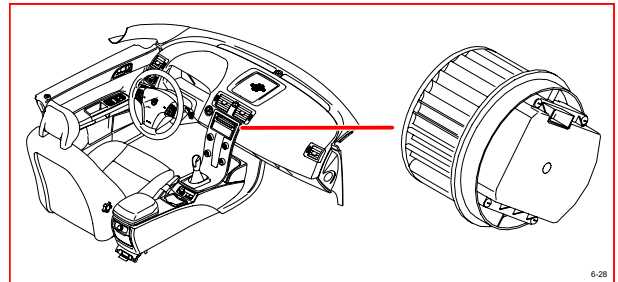
**6/25 Starter motor**



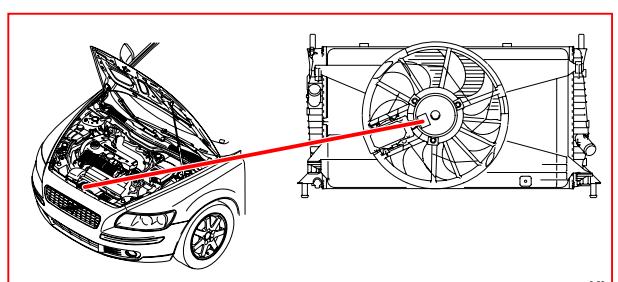
**6/26 Alternator**



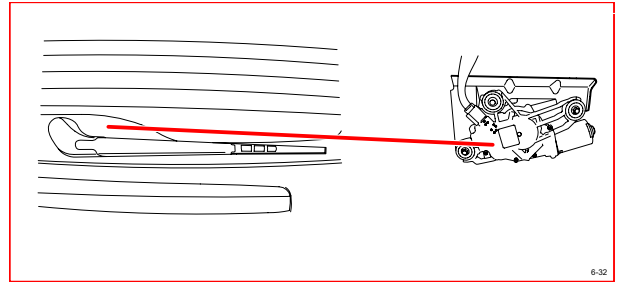
**6/28 Motor, passenger compartment fan**



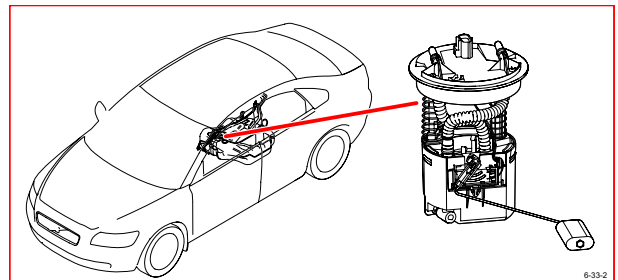
**6/29 Motor, electric cooling fan**



**6/32 Rear window wiper motor**



**6/33 Fuel pump**

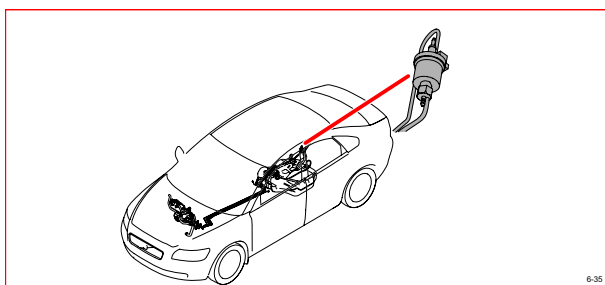




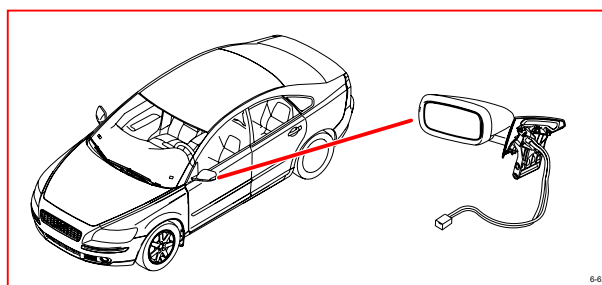
# Component illustrations

## 6/35 - 6/66

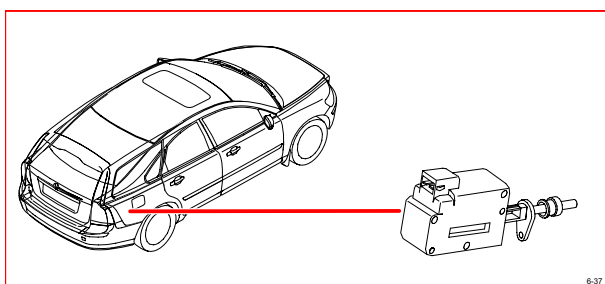
**6/35 Fuel pump, auxiliary heater**



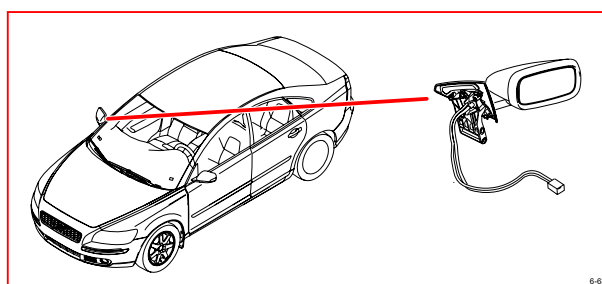
**6/62 Power rear-view mirror driver's door**



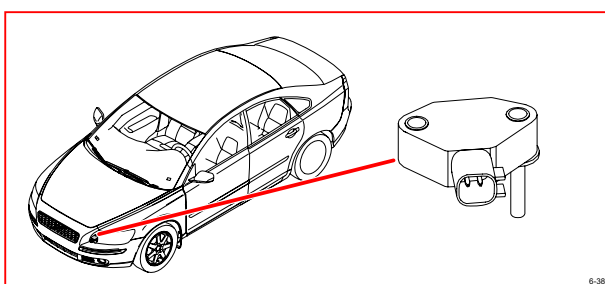
**6/37 Lock motor, fuel filler flap**



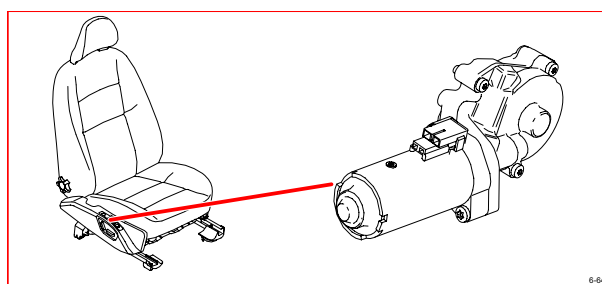
**6/63 Power passenger door mirror**



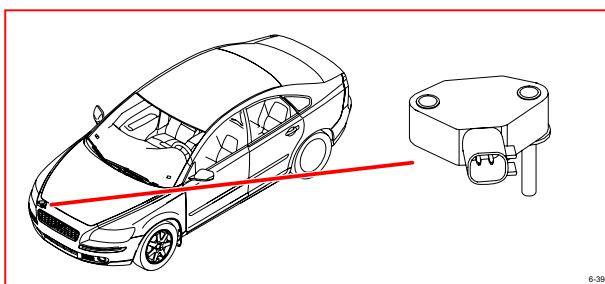
**6/38 Motor, left headlight adjustment**



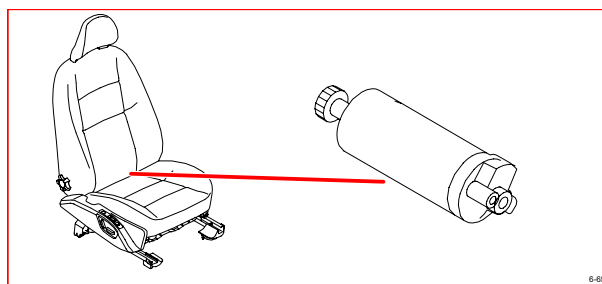
**6/64 Motor, passenger seat backrest angle**



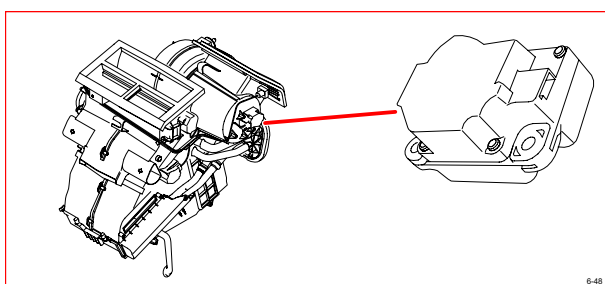
**6/39 Motor, right headlight adjustment**



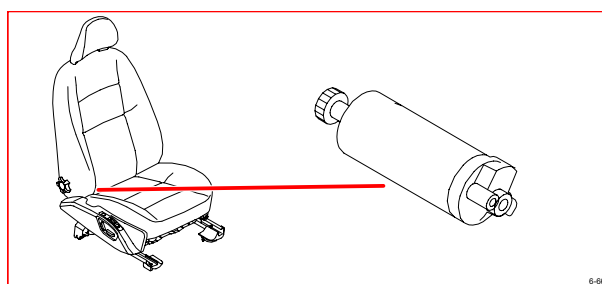
**6/65 Motor, passenger seat, front edge up/down**



**6/48 Damper Motor Module (DMM), recirculation**



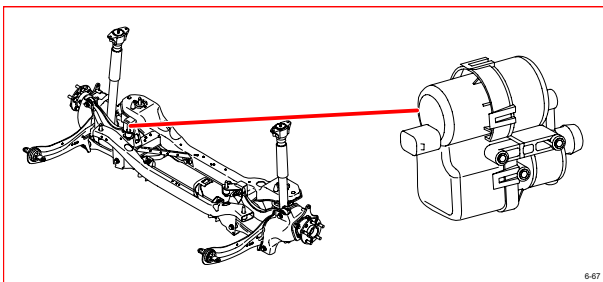
**6/66 Motor passenger seat, up/down rear edge**



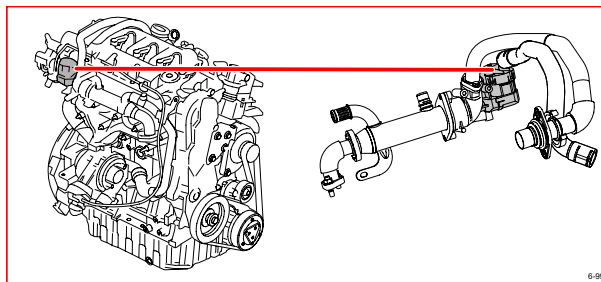
# Component illustrations

## 6/67 - 6/114

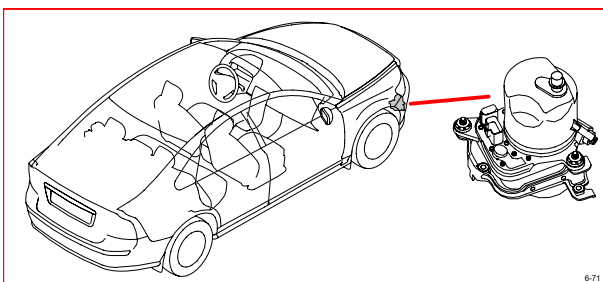
**6/67 Pump, fuel leakage control**



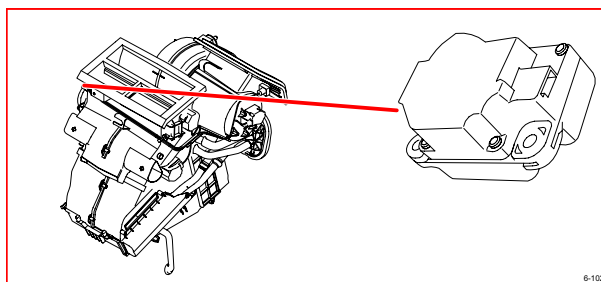
**6/99 Engine EGR**



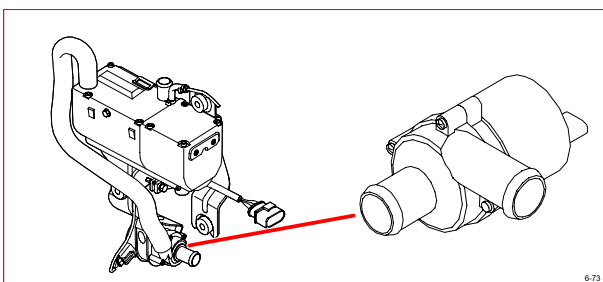
**6/71 Electrical Power Steering Module (EPS)**



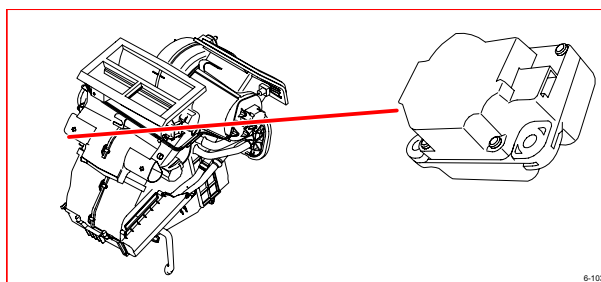
**6/102 Damper Motor Module (DMM), defroster**



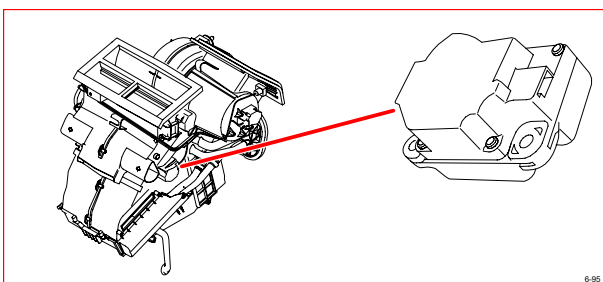
**6/73 Coolant pump, auxiliary heater**



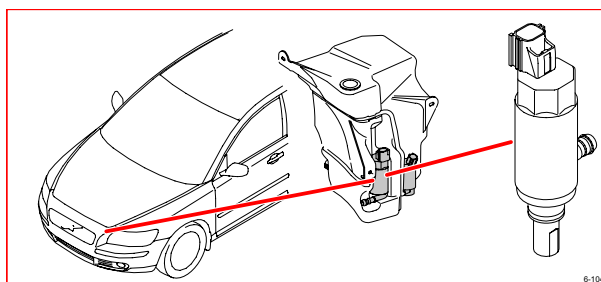
**6/103 Damper Motor Module (DMM), floor/ventilation**



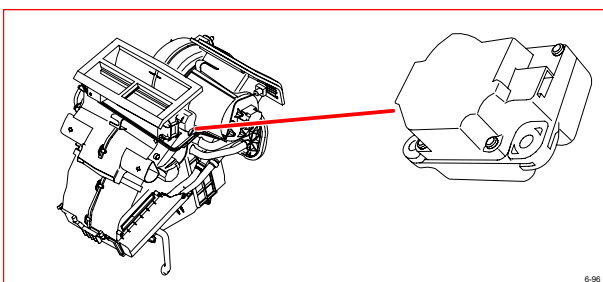
**6/95 Damper Motor Module (DMM), temperature, left side**



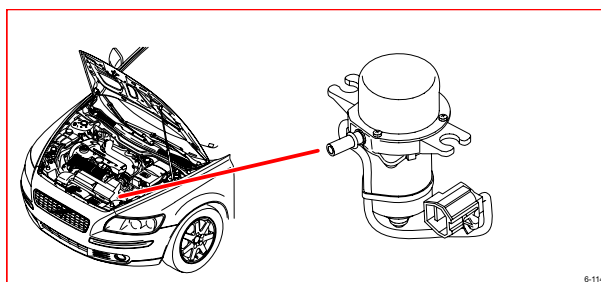
**6/104 High pressure headlight washer motor**



**6/96 Damper Motor Module (DMM), right-hand side**



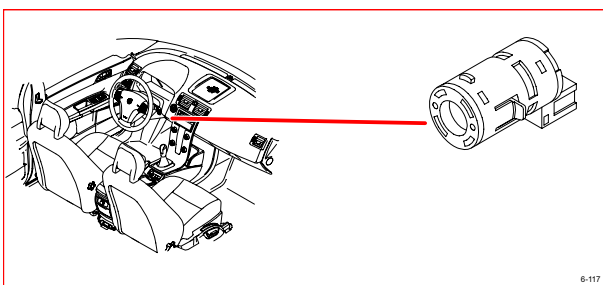
**6/114 Vacuum pump**



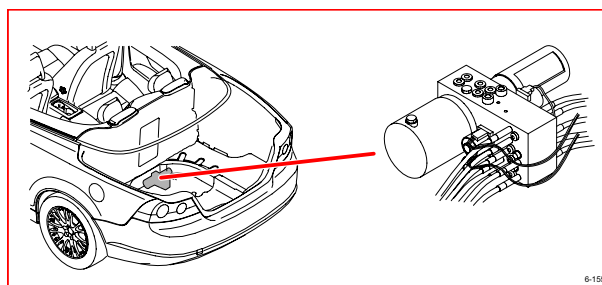
# Component illustrations

## 6/117 - 7/6

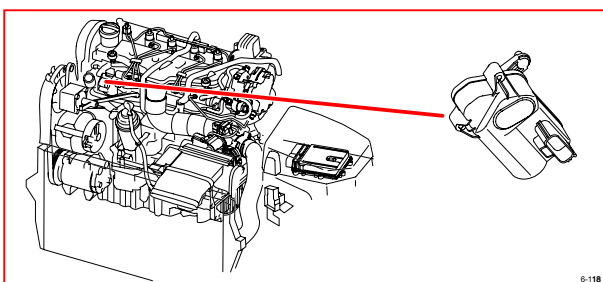
**6/117 Interior temperature sensor**



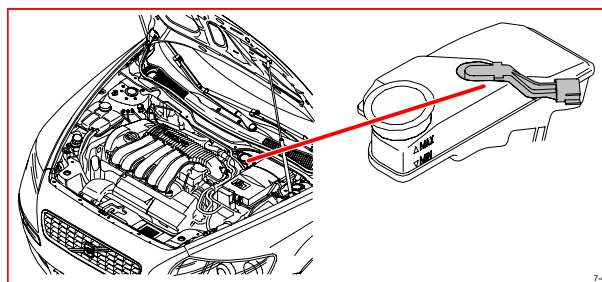
**6/155 Pump unit, roof operation**



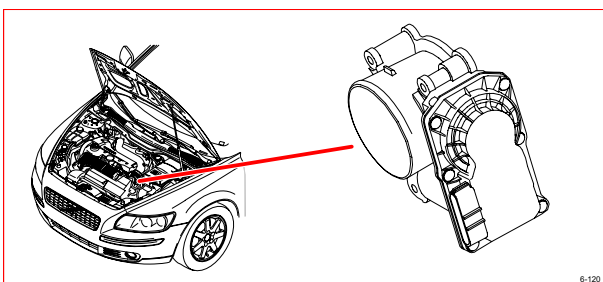
**6/118 Regulator motor, swirl throttle**



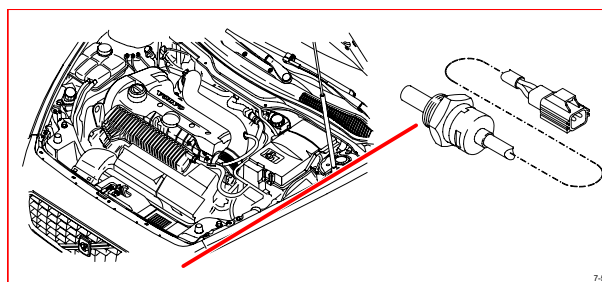
**7/4 Brake fluid level sensor**



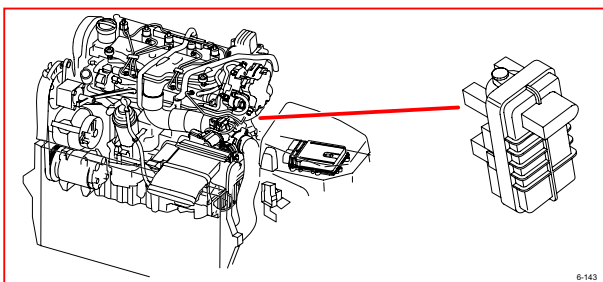
**6/120 Engine throttle body**



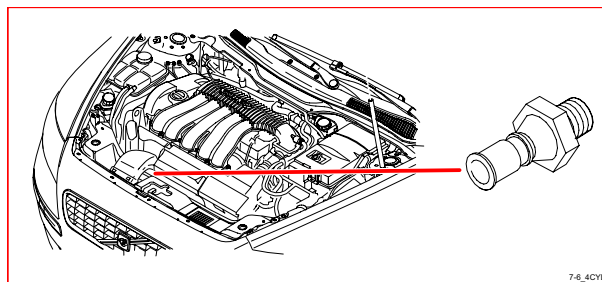
**7/5 Washer fluid level sensor**



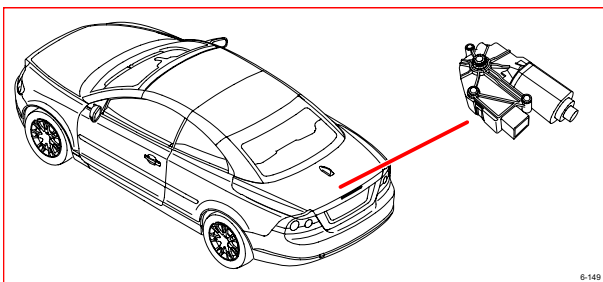
**6/143 Regulator motor, Turbo**



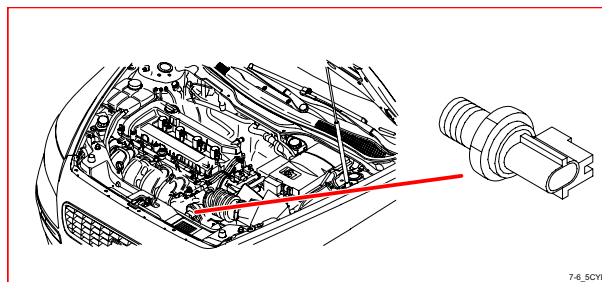
**7/6 Oil pressure monitor, 4-cyl**



**6/149 Electric catch motor**



**7/6 Oil pressure monitor, 5-cyl**

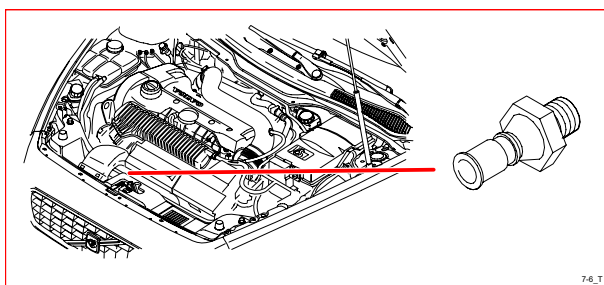




# Component illustrations

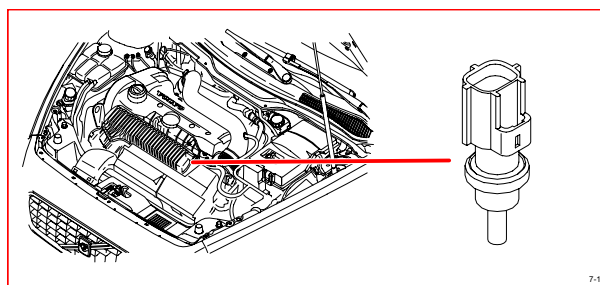
## 7/6 - 7/24

**7/6 Oil pressure monitor, Turbo**



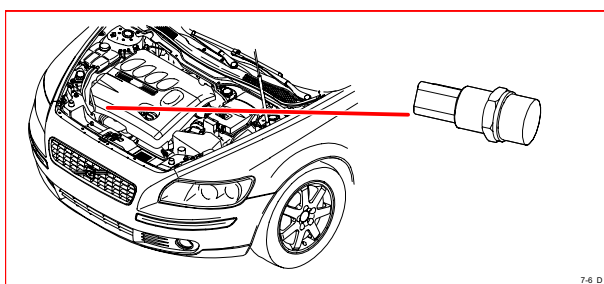
7-6\_T

**7/16 Sensor, coolant temperature**



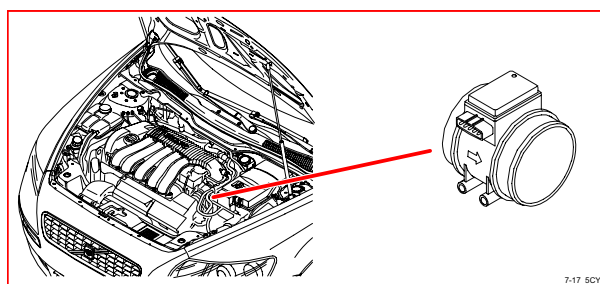
7-16

**7/6 Oil pressure monitor, Diesel**



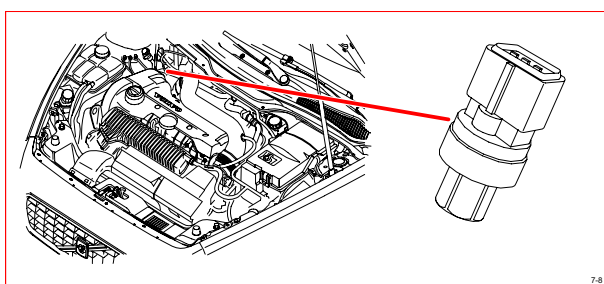
7-6\_D

**7/17 Mass air flow sensor (MAF), 5-cyl**



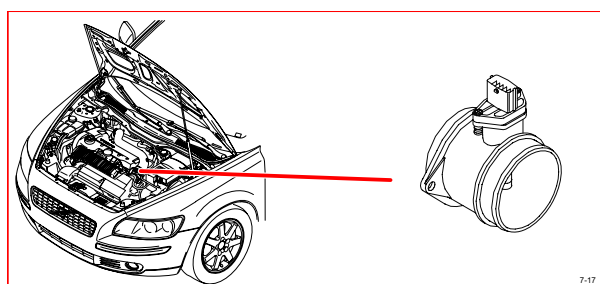
7-17\_5CYL

**7/8 Pressure sensor, climate control system**



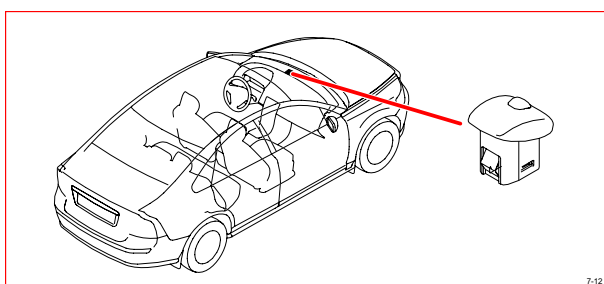
7-8

**7/17 Mass air flow sensor (MAF), Turbo**



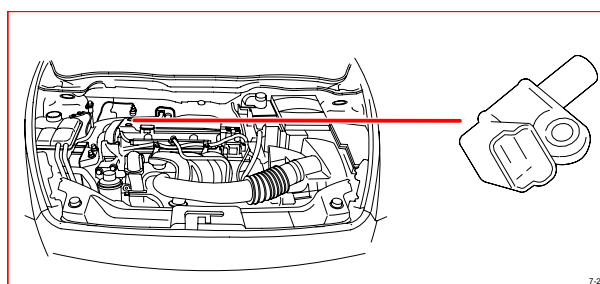
7-17\_T

**7/12 Solar sensor, twilight sensor and indicator alarm**



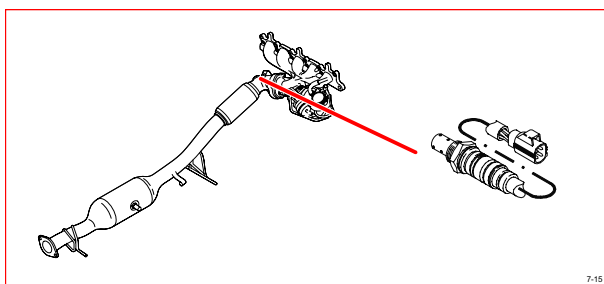
7-12

**7/21 Camshaft position sensor**



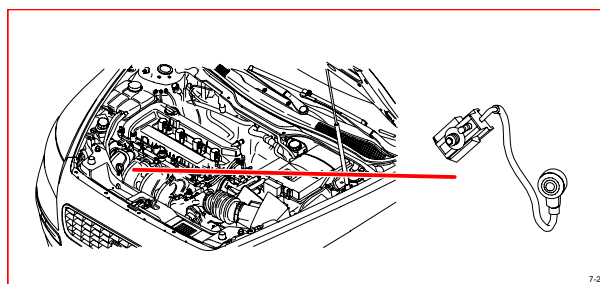
7-21

**7/15 Heated oxygen sensor, front**



7-15

**7/24 Front knock sensor, 4-cyl**

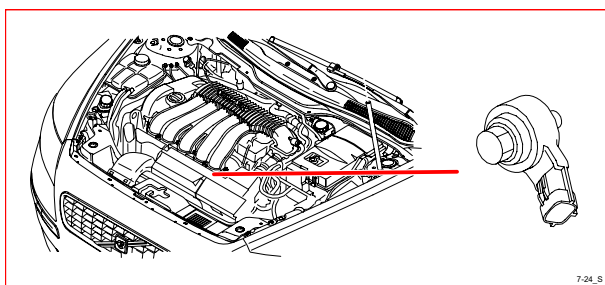


7-24

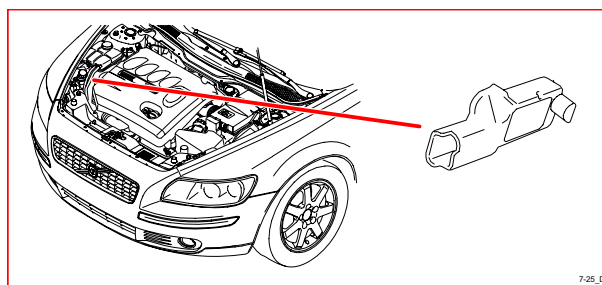
# Component illustrations

## 7/24 - 7/51

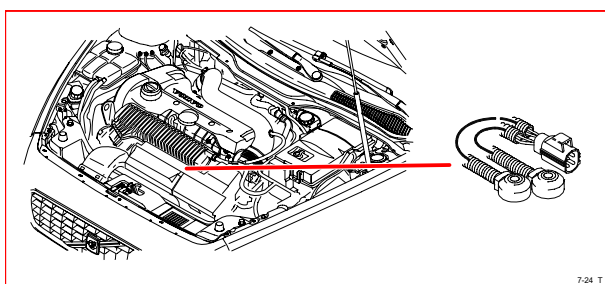
**7/24 Front knock sensor, 5-cyl**



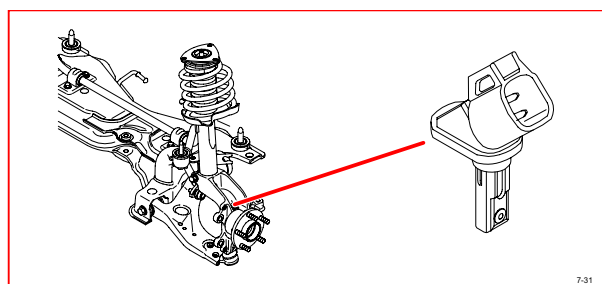
**7/25 Impulse sensor, Diesel**



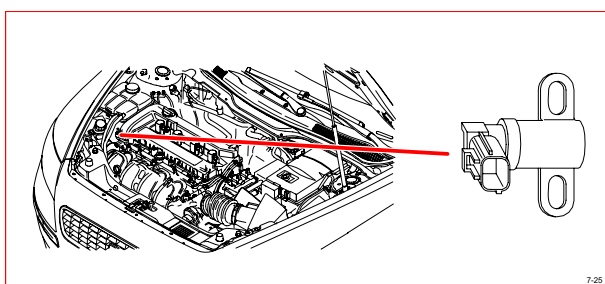
**7/24 Front knock sensor, Turbo**



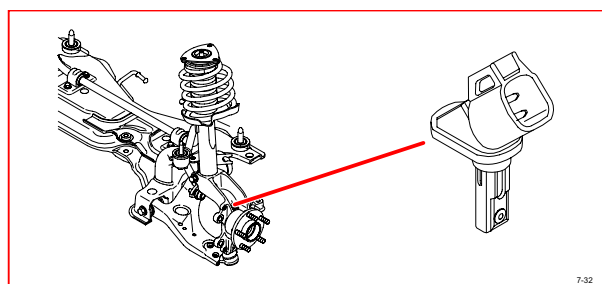
**7/31 Sensor ABS, front left**



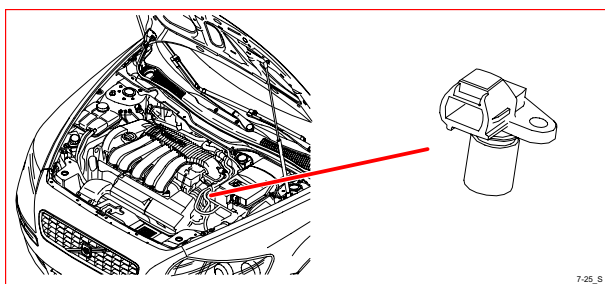
**7/25 Impulse sensor, 4-cyl**



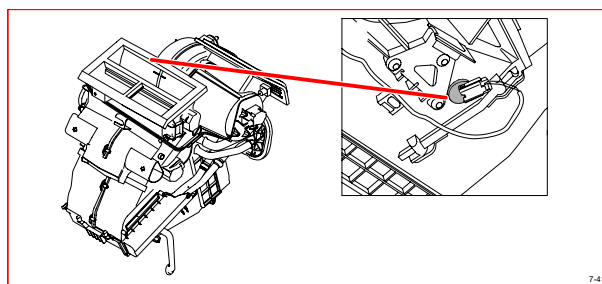
**7/32 Sensor ABS, front right**



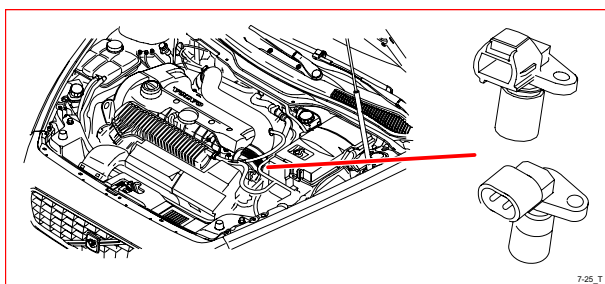
**7/25 Impulse sensor, 5-cyl**



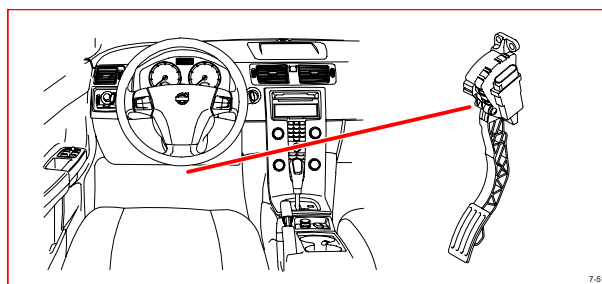
**7/41 Temperature sensor evaporator**



**7/25 Impulse sensor, Turbo**



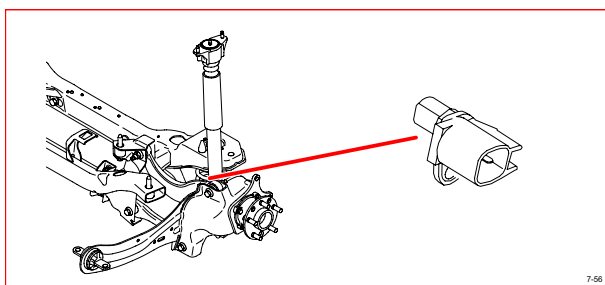
**7/51 Accelerator pedal sensor**



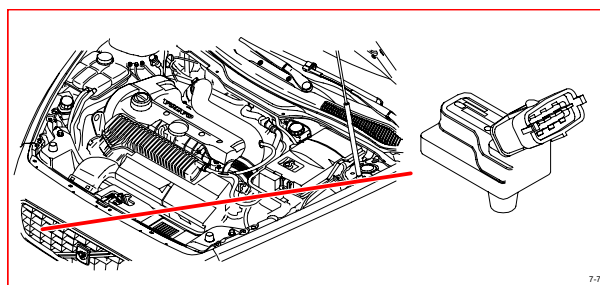
# Component illustrations

## 7/56 - 7/81

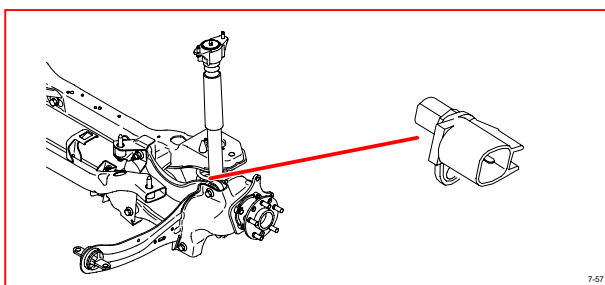
**7/56 Sensor ABS, rear left**



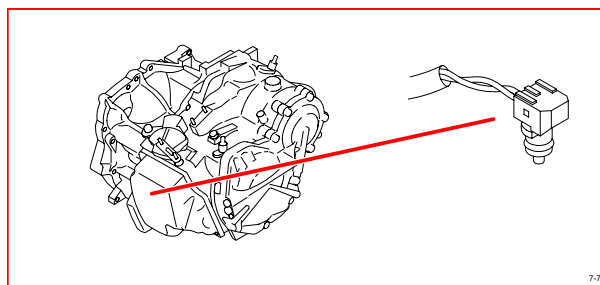
**7/71 Sensor boost pressure**



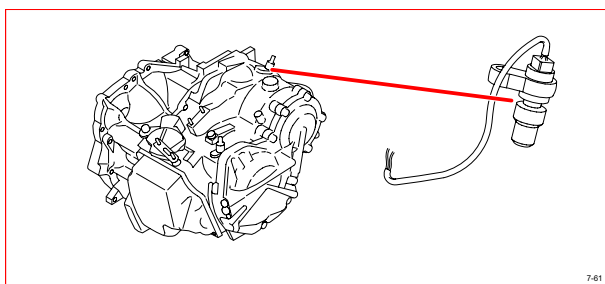
**7/57 Sensor ABS, rear right**



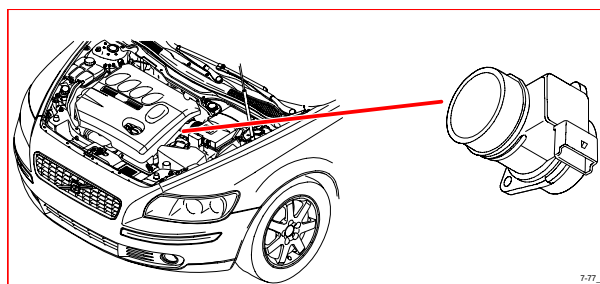
**7/74 Sensor oil temperature, automatic transmission**



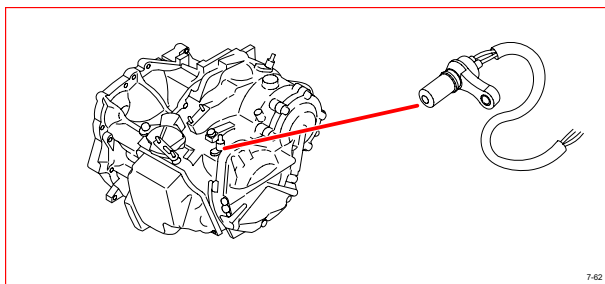
**7/61 Sensor input speed**



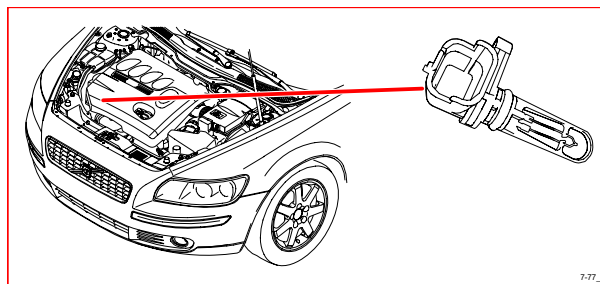
**7/77 Temperature sensor, intake air 1**



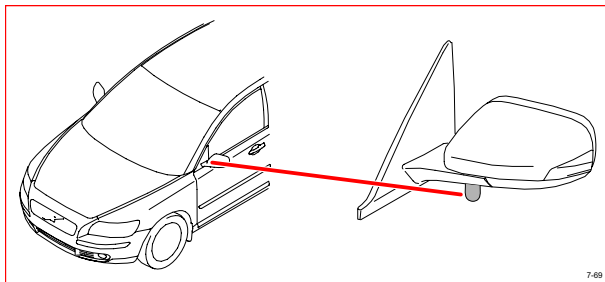
**7/62 Sensor output speed**



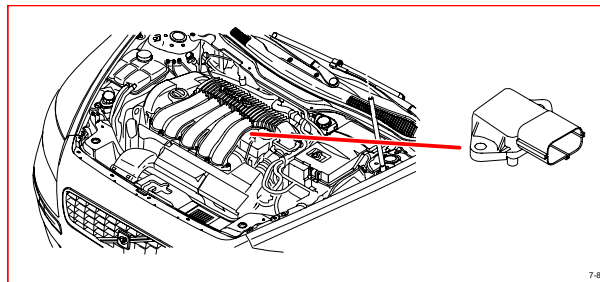
**7/77 Temperature sensor, intake air 2**



**7/69 Sensor outdoor temperature**



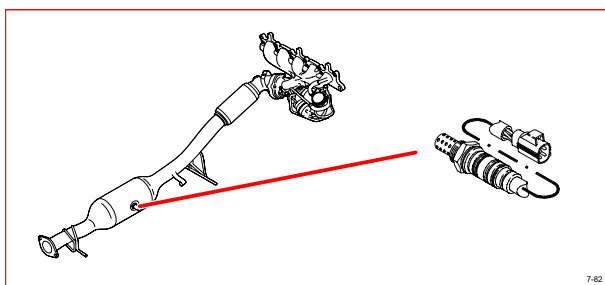
**7/81 Pressure sensor, intake manifold**



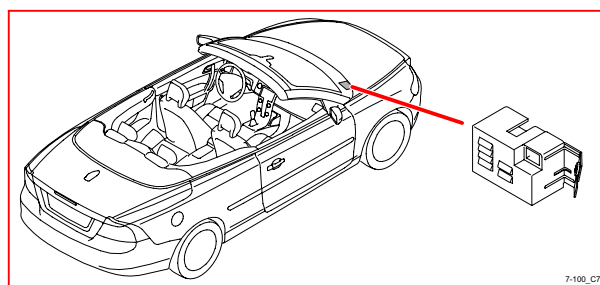
# Component illustrations

## 7/82 - 7/111

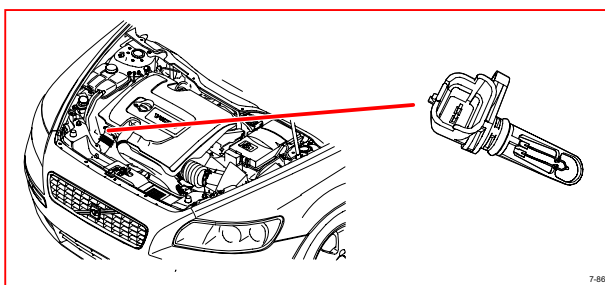
**7/82 Heated oxygen sensor, rear**



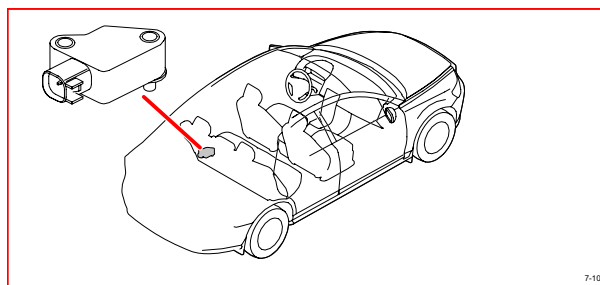
**7/100 Level sensor, alarm, C70**



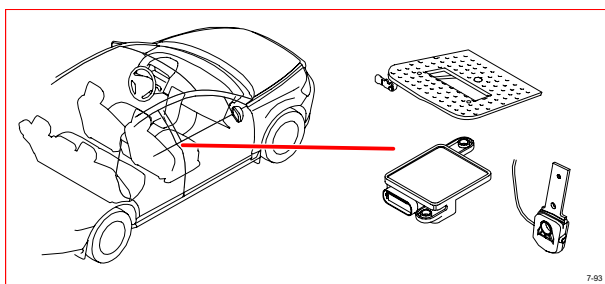
**7/86 Intake air temperature sensor, Diesel**



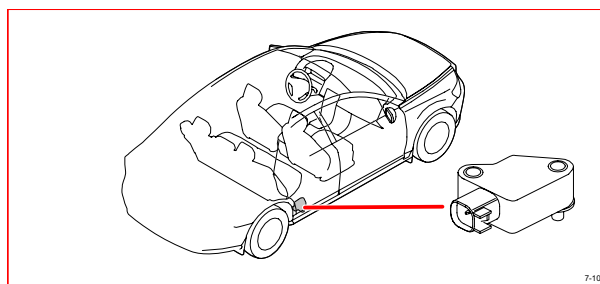
**7/108 Side impact sensor, rear left**



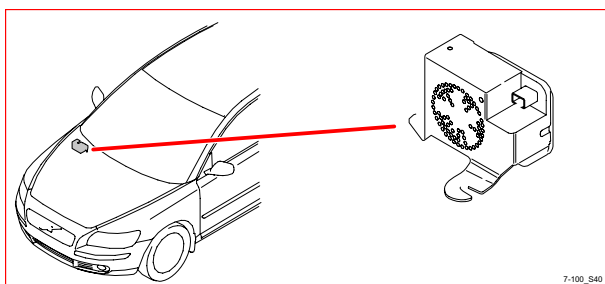
**7/93 Occupant Weight Sensor (OWS)**



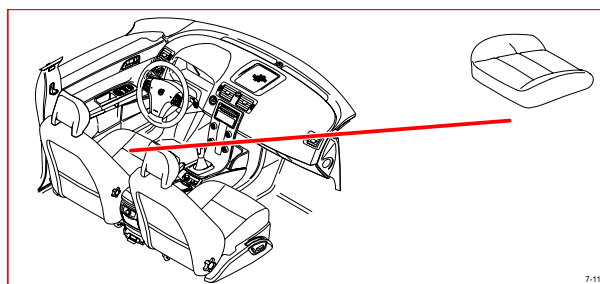
**7/109 Side impact sensor, rear right**



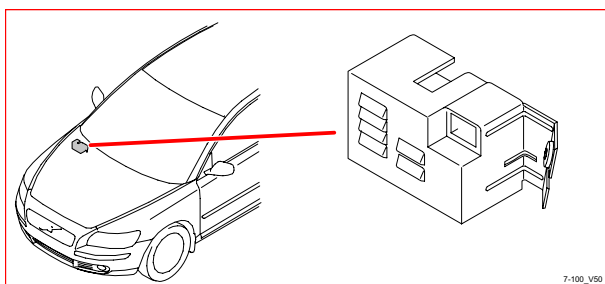
**7/100 Level sensor alarm, S40**



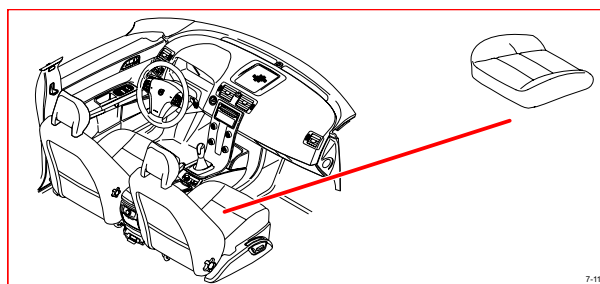
**7/110 Sensor temperature driver's seat**



**7/100 Level sensor alarm, V50**



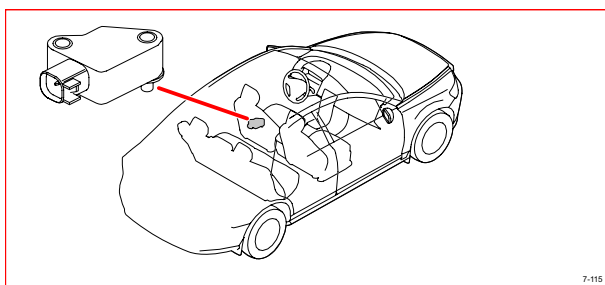
**7/111 Sensor temperature passenger seat**



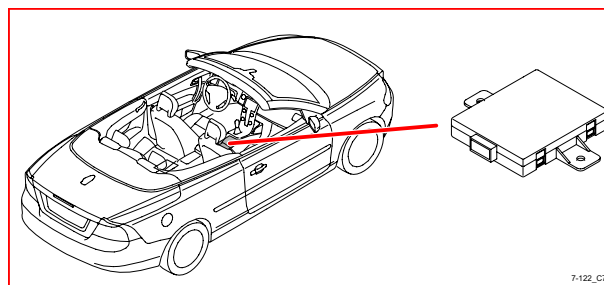
# Component illustrations

## 7/115 - 7/134

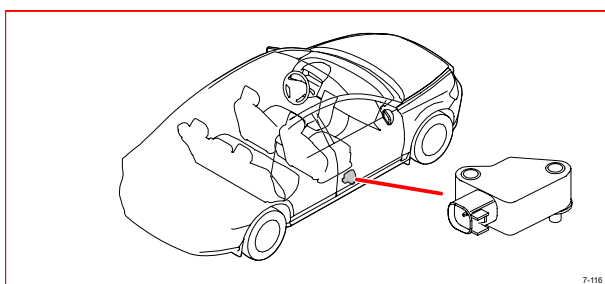
**7/115 Side impact sensor, left B-post**



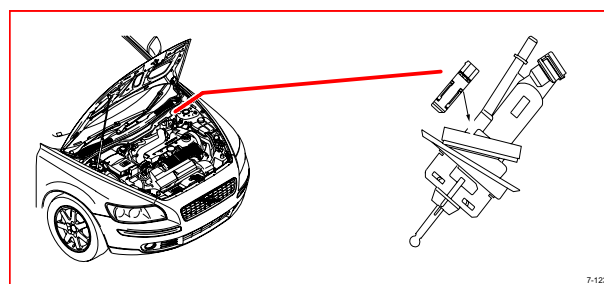
**7/122 Mass Movement Sensor module (MMS), front, C70**



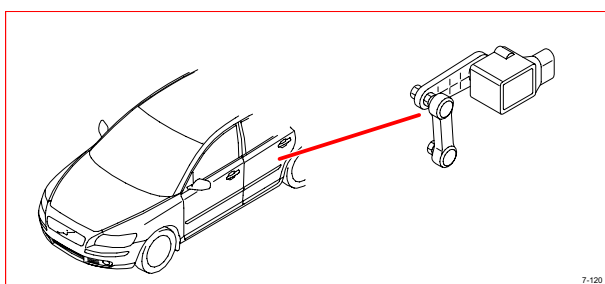
**7/116 Side impact sensor, right B-post**



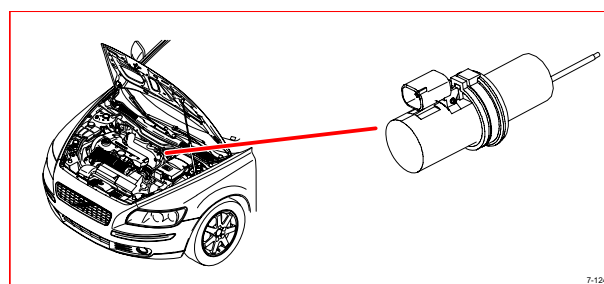
**7/123 Clutch pedal sensor**



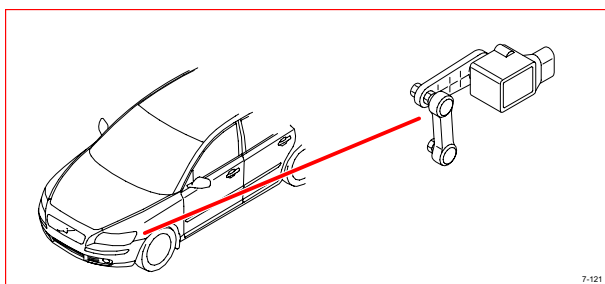
**7/120 Angle sensor, Bi-Xenon rear**



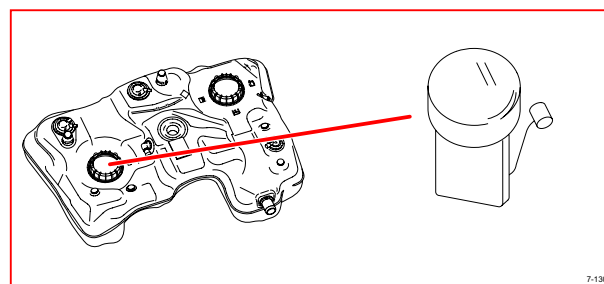
**7/124 Sensor brake pedal**



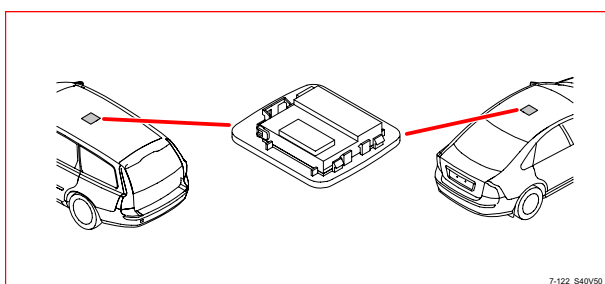
**7/121 Angle sensor, Bi-Xenon front**



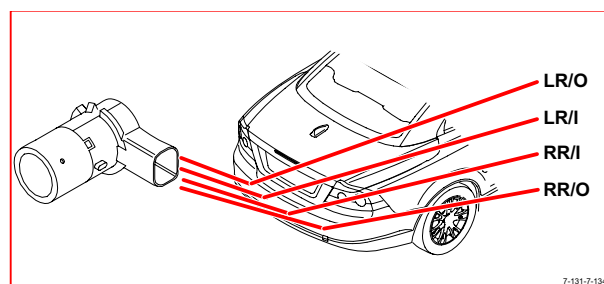
**7/130 Fuel level sensor, ejector side**



**7/122 Mass Movement Sensor module (MMS), front, S40/V50**



**7/131-7/134 Rear parking assistance sensor**

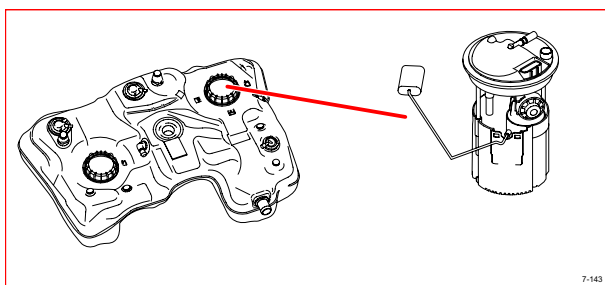




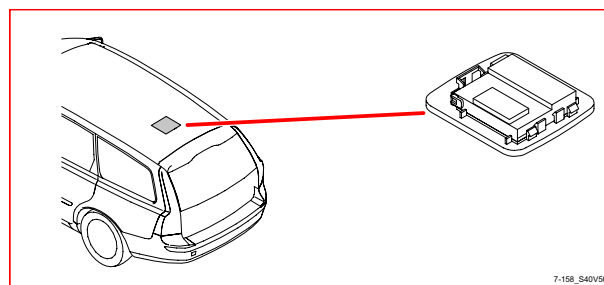
# Component illustrations

## 7/143 - 7/163

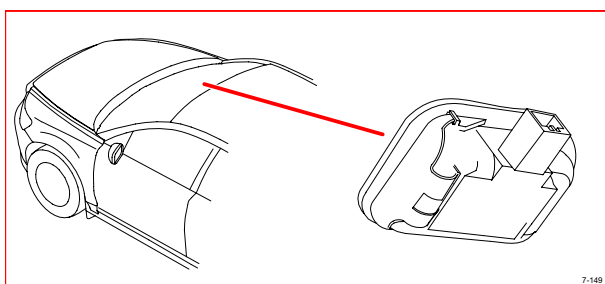
**7/143 Sensor fuel level, pump side**



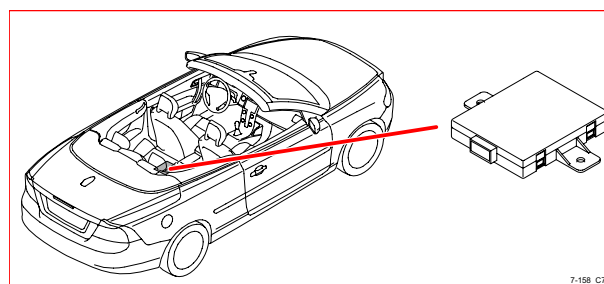
**7/158 Rear mass movement sensor, S40/V50**



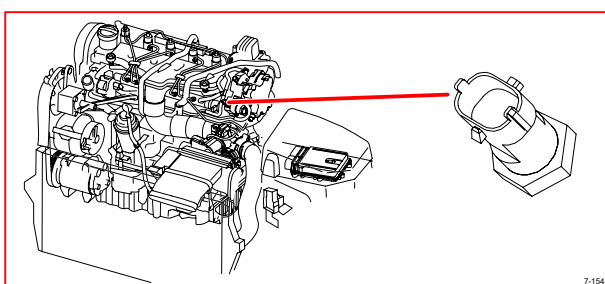
**7/149 Rain Sensor Module (RSM)**



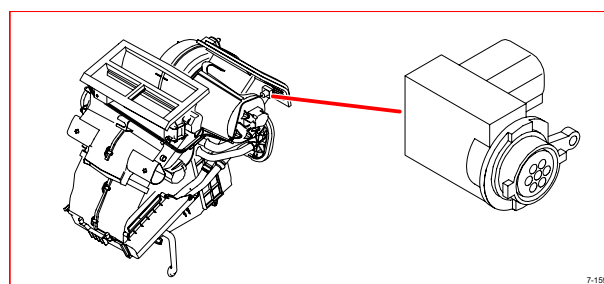
**7/158 Rear mass movement sensor, C70**



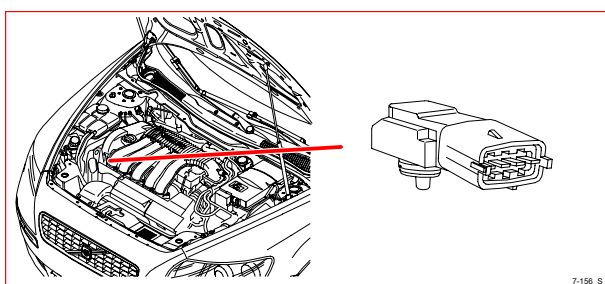
**7/154 Sensor fuel temperature**



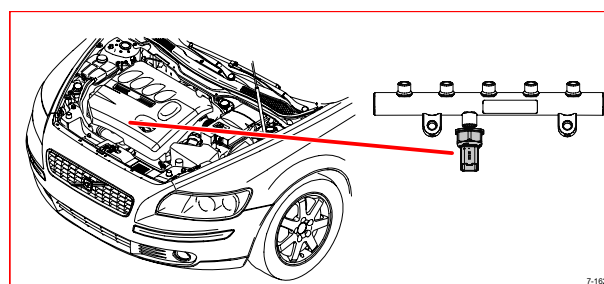
**7/159 Air Quality Sensor (AQS)**



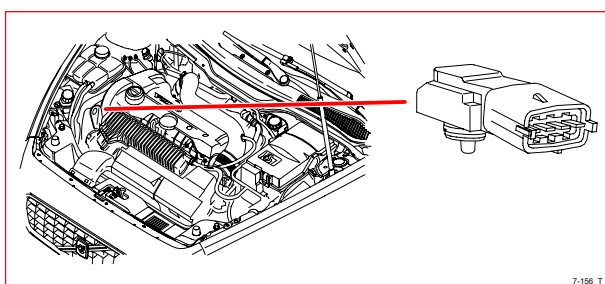
**7/156 Fuel pressure and temperature sensor, 5-cyl**



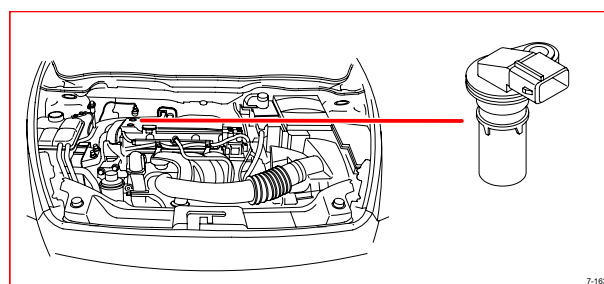
**7/162 Pressure sensor, fuel line**



**7/156 Pressure and temperature sensor fuel, Turbo**



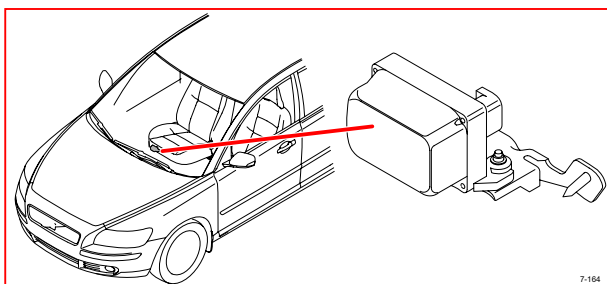
**7/163 Camshaft position sensor 2**



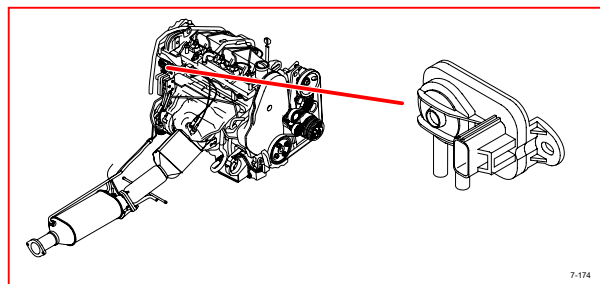
# Component illustrations

## 7/164 - 7/186

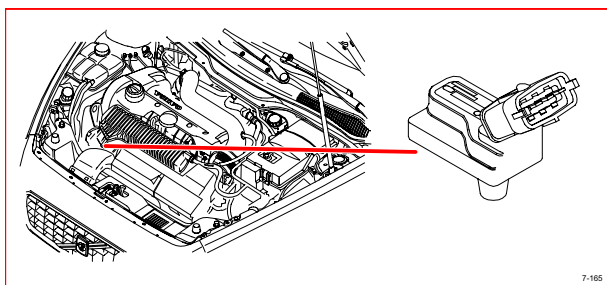
**7/164 Body Sensor Cluster Stability Sensor (BSC)**



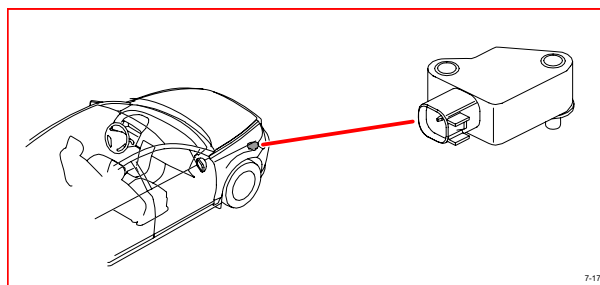
**7/174 Differential pressure sensor, particle filter**



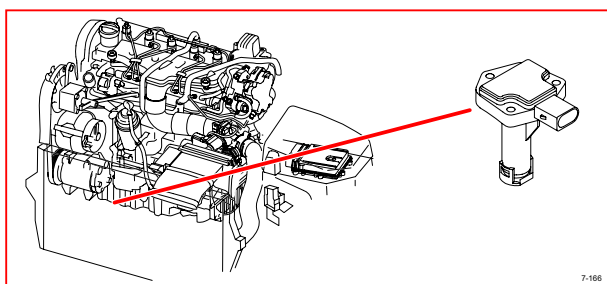
**7/165 Pressure and temperature sensor, intake manifold**



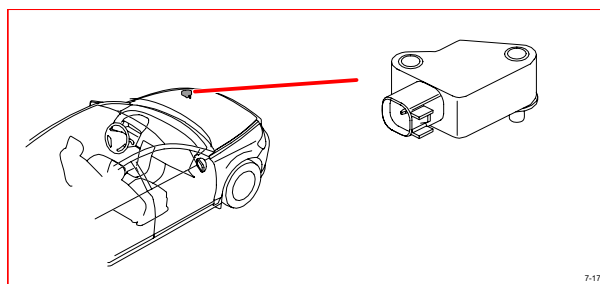
**7/178 Front impact sensor, right**



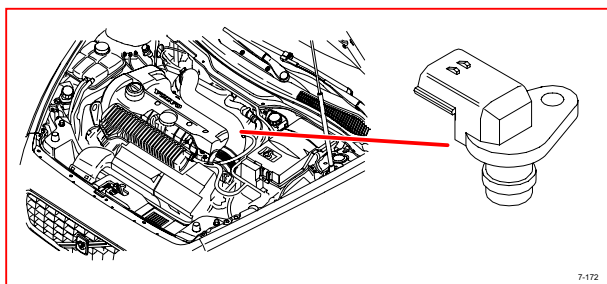
**7/166 Oil level sensor**



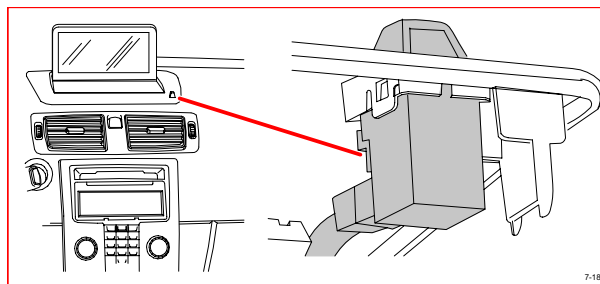
**7/179 Front impact sensor, left**



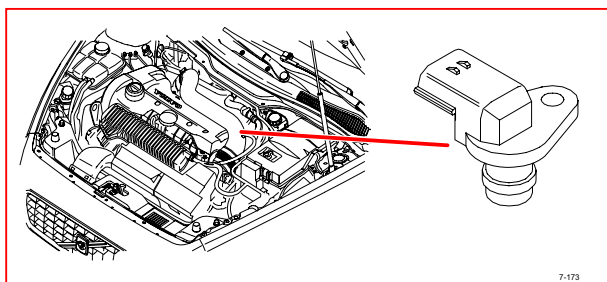
**7/172 Position sensor camshaft, intake side**



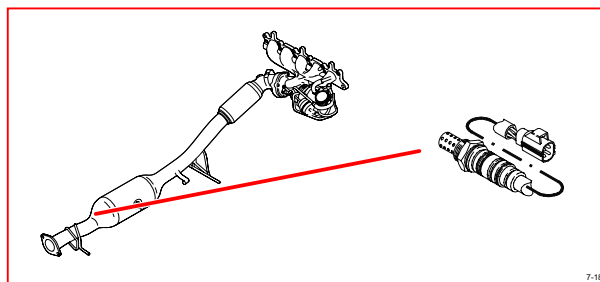
**7/182 Remote control IR sensor, RTI**



**7/173 Position sensor camshaft, exhaust side**



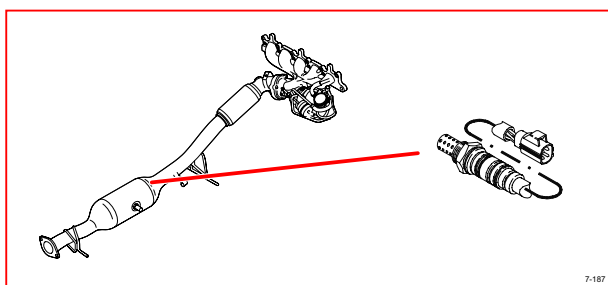
**7/186 Heated oxygen sensor, rear**



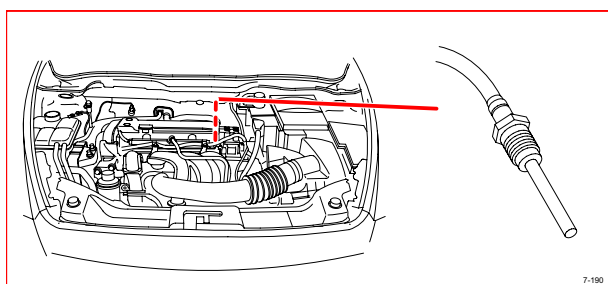
# Component illustrations

## 7/187 - 7/208

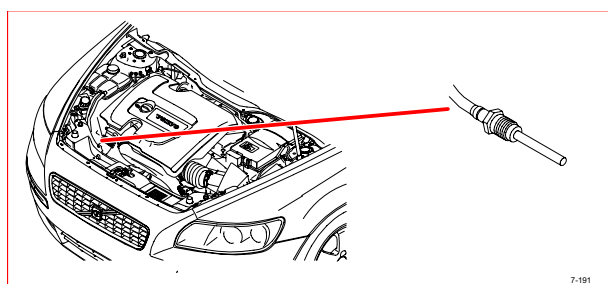
**7/187 Center heated oxygen sensor**



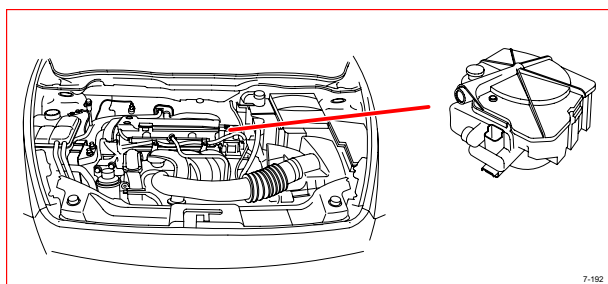
**7/190 Temperature sensor, exhaust gases upstream of particle filter**



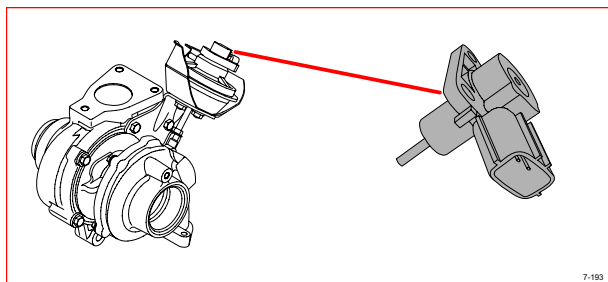
**7/191 Temperature sensor, exhaust gases downstream of particle filter**



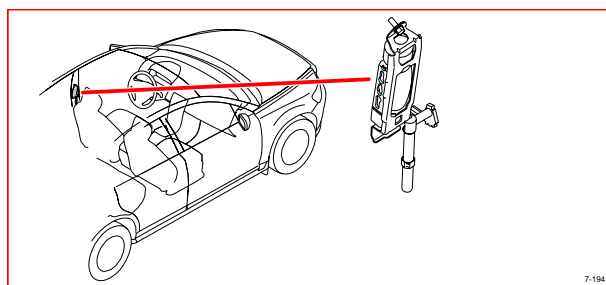
**7/192 Water detection sensor**



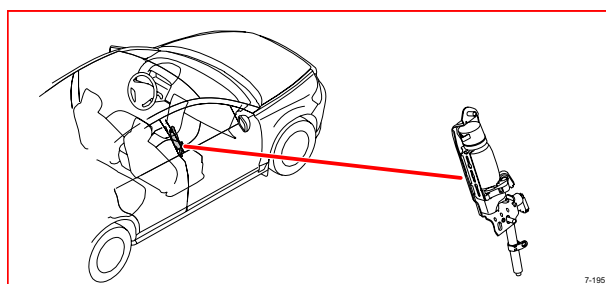
**7/193 Position sensor turbo**



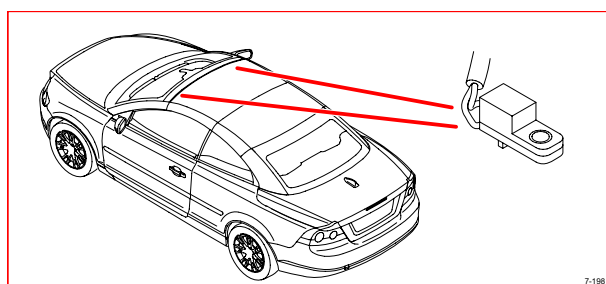
**7/194 Sensor belt roller, driver**



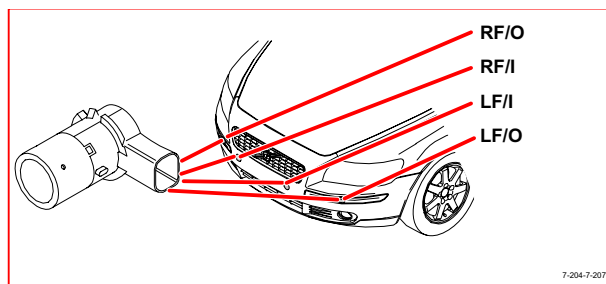
**7/195 Sensor belt roller, passenger**



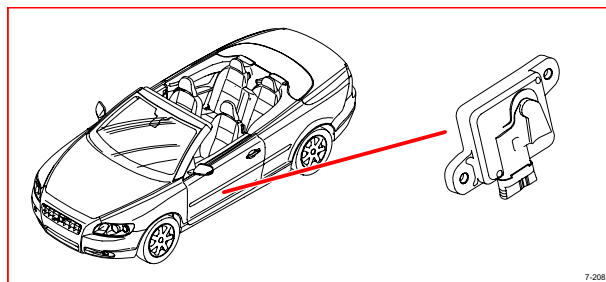
**7/198 Detector, windshield frame**



**7/204-7/207 Front parking assistance sensor**



**7/208 Side impact sensor, left door, C70**

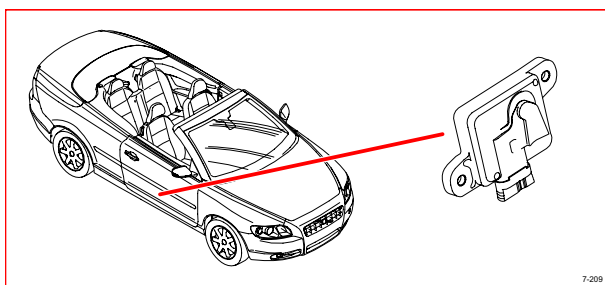




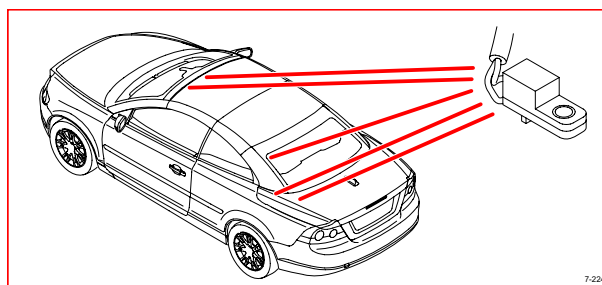
# Component illustrations

## 7/209 - 8/19

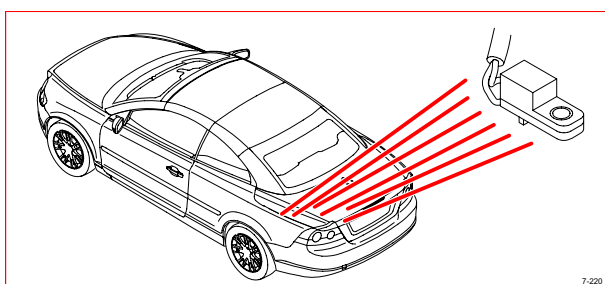
**7/209 Side impact sensor, right door, C70**



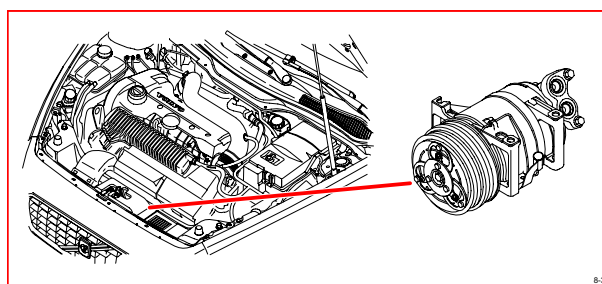
**7/224 Hall sensor, roof, C70**



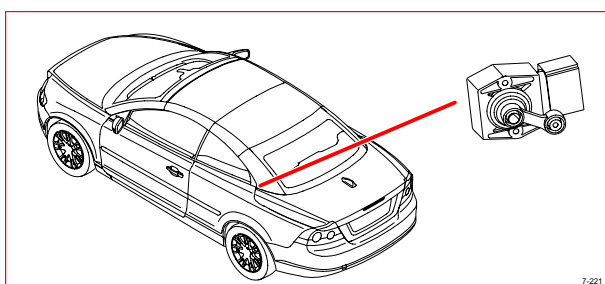
**7/220 Hall sensor, cargo compartment, C70**



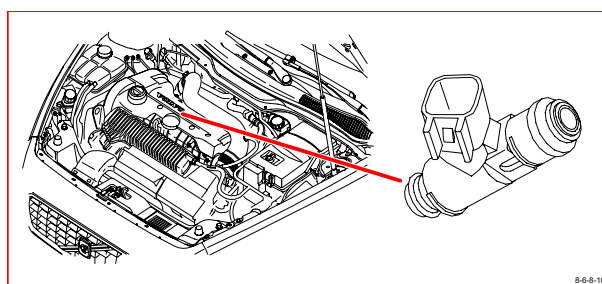
**8/3 Electromagnetic clutch, climate control system**



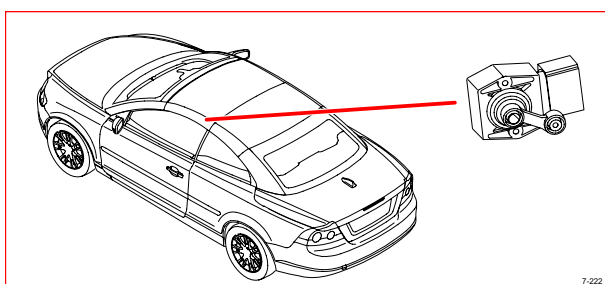
**7/221 Position sensor, rear roof section, C70**



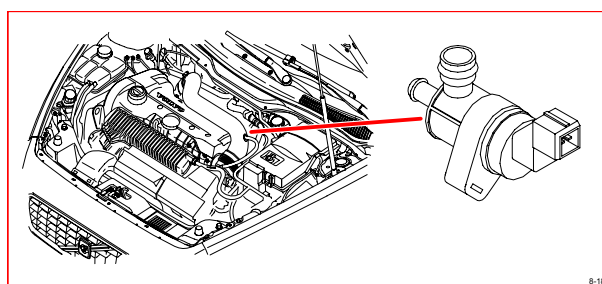
**8/6-10 Injection valves**



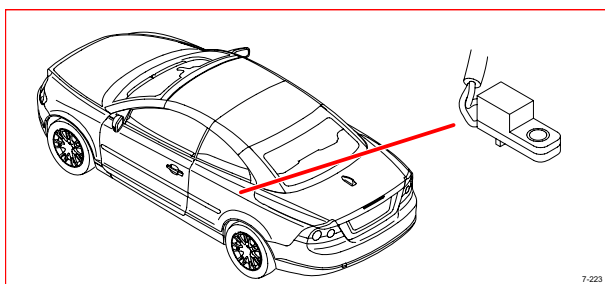
**7/222 Position sensor, front roof section, C70**



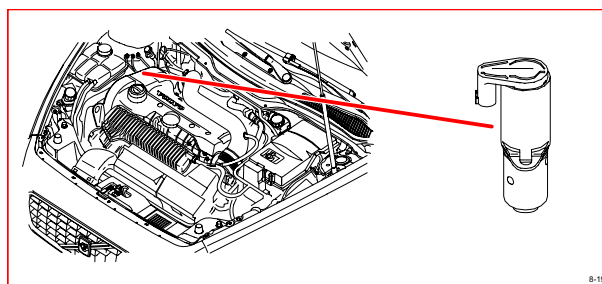
**8/18 EVAP valve**



**7/223 Cargo compartment detector, C70**



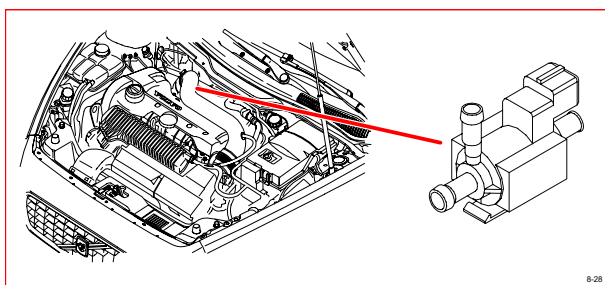
**8/19 Solenoid, variable valve timing, intake**



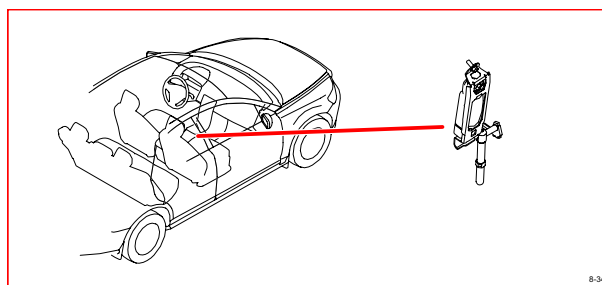
# Component illustrations

## 8/28 - 8/39

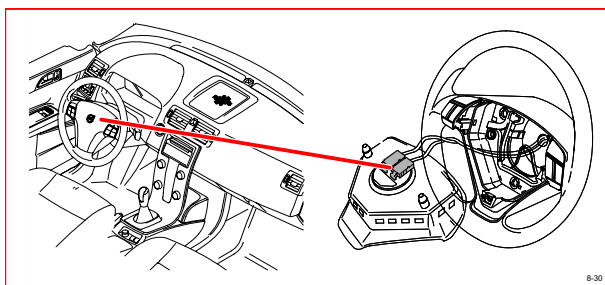
**8/28 Turbocharger control valve**



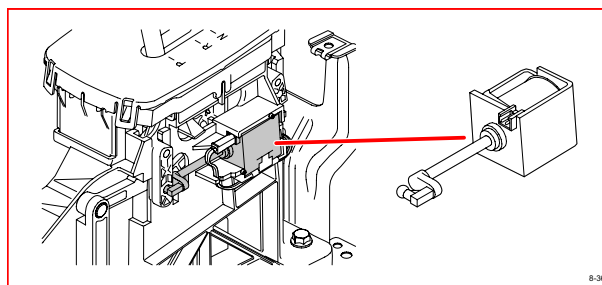
**8/34 Igniter, belt tensioner, passenger side**



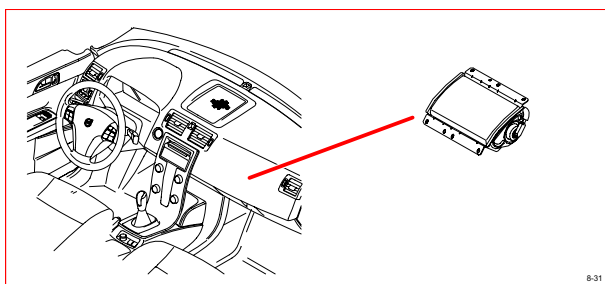
**8/30 Airbag igniter, driver's side**



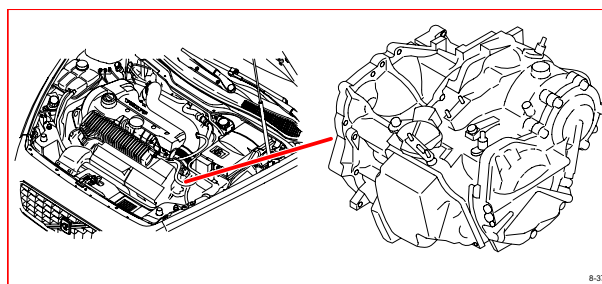
**8/36 Solenoid shift lock**



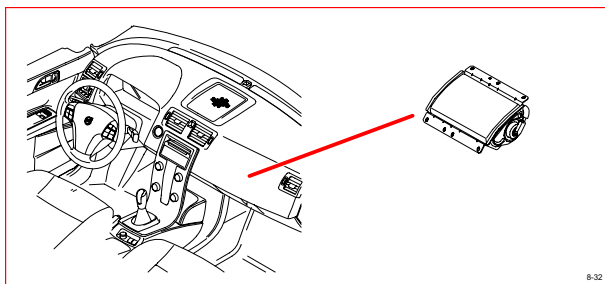
**8/31 Airbag igniter, passenger side**



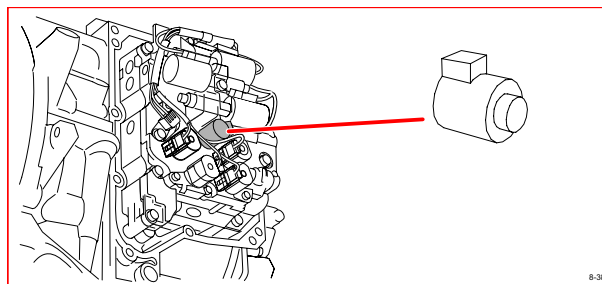
**8/37 Automatic transmission**



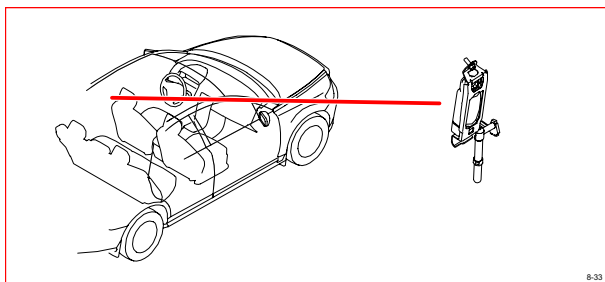
**8/32 Igniter, airbag stage 2, passenger side**



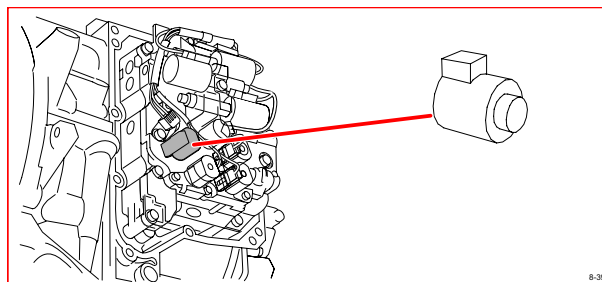
**8/38 Shift solenoid 1**



**8/33 Igniter, belt tensioner, driver's side**



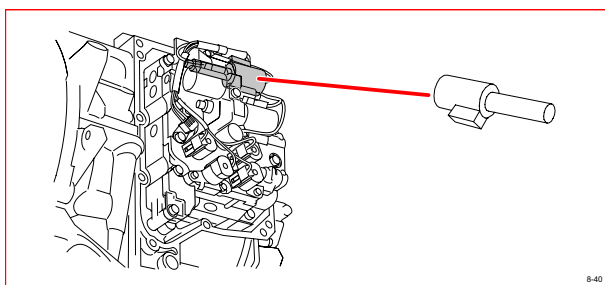
**8/39 Shift solenoid 2**



# Component illustrations

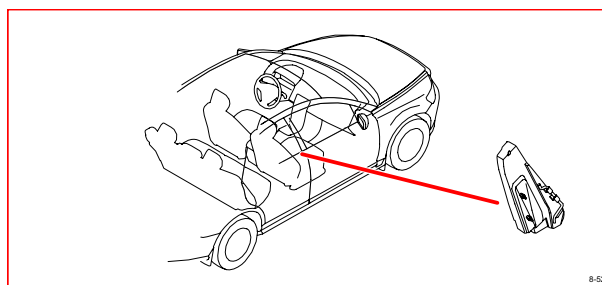
## 8/40 - 8/58

**8/40 Lock-up solenoid**



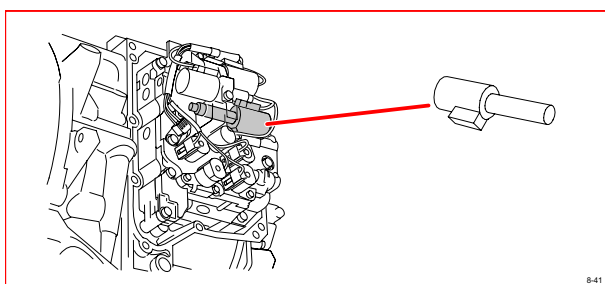
8-40

**8/52 Igniter side airbag, passenger side**



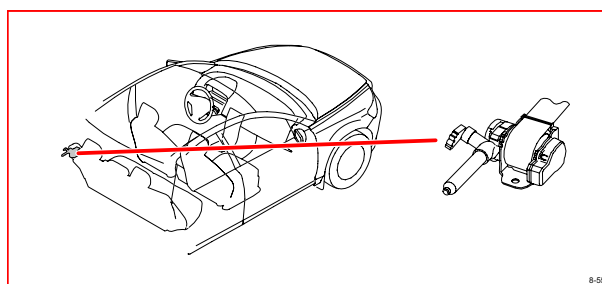
8-52

**8/41 Pressure solenoid**



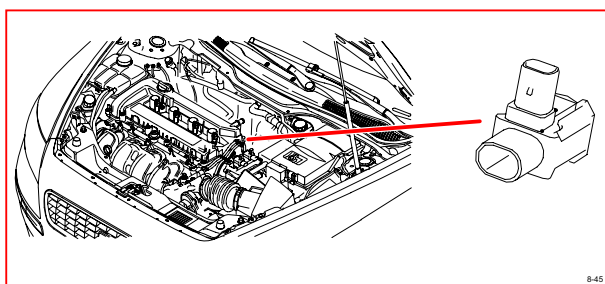
8-41

**8/55 Igniter, rear left belt tensioner**



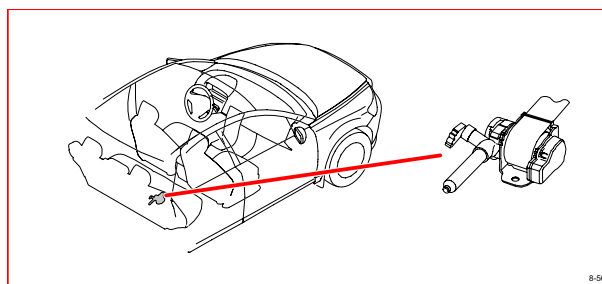
8-55

**8/45 Solenoid, variable valve timing, intake**



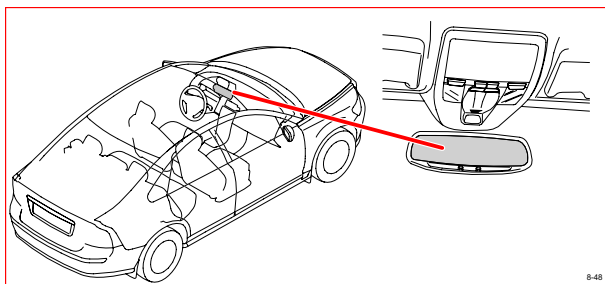
8-45

**8/56 Igniter, rear right belt tensioner**



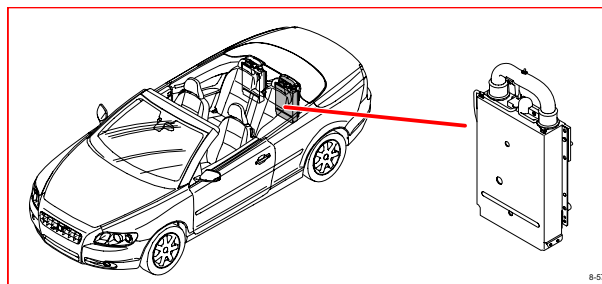
8-56

**8/48 Auto-dimming rearview mirror**



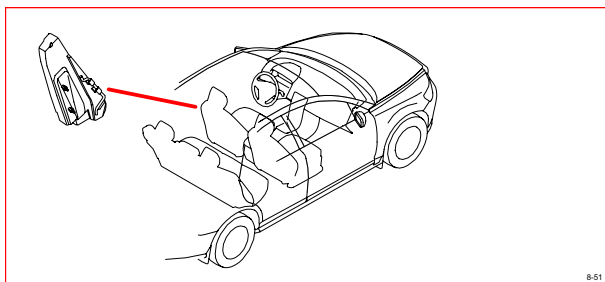
8-48

**8/57 Igniter, left anti-roll bar**



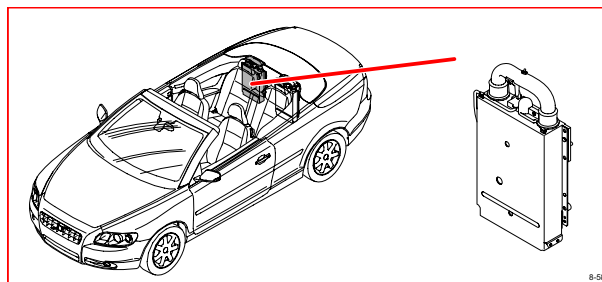
8-57

**8/51 Igniter side airbag, driver's side**



8-51

**8/58 Igniter, right anti-roll bar**

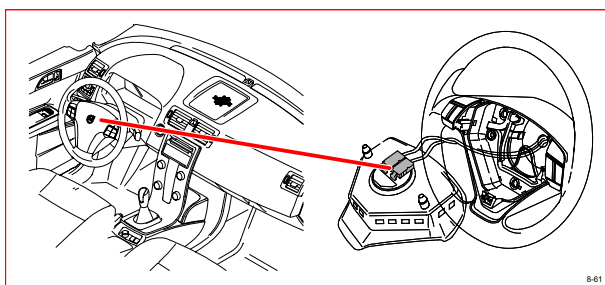


8-58

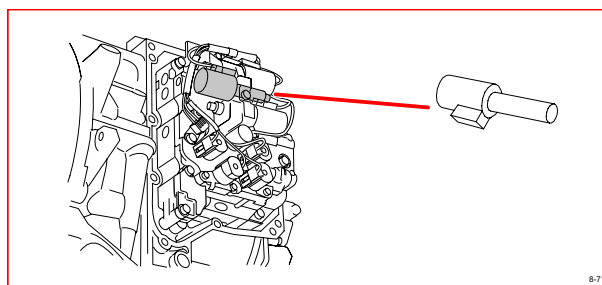
# Component illustrations

## 8/61 - 8/77

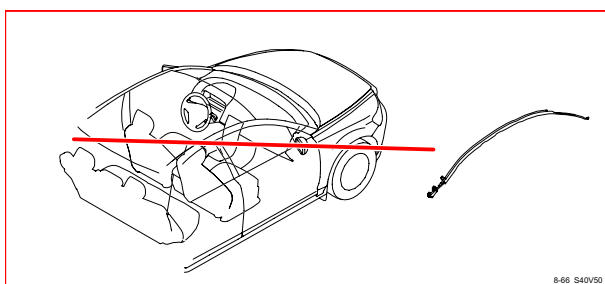
**8/61 Igniter, airbag stage 2, driver's side**



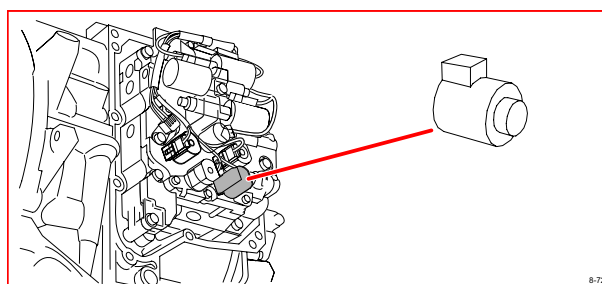
**8/71 Throttle solenoid**



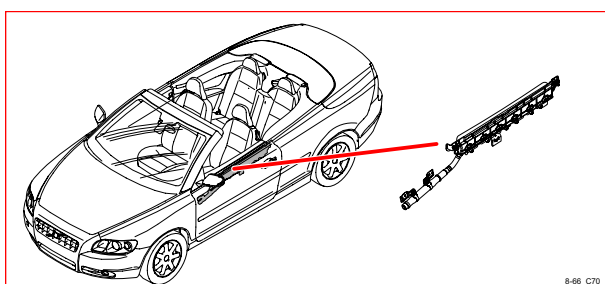
**8/66 Igniter, left inflatable curtain, S40/V50**



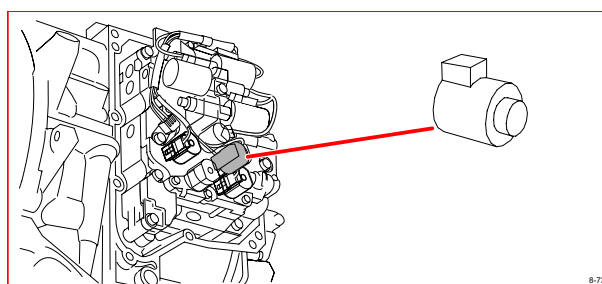
**8/72 Shift solenoid 3**



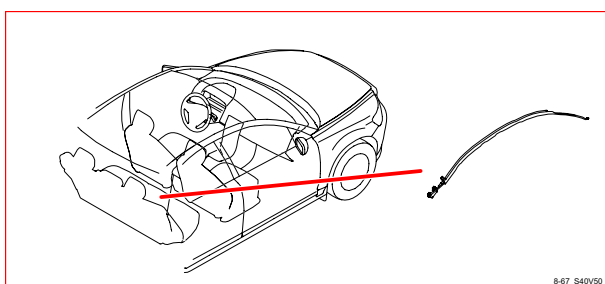
**8/66 Igniter, left inflatable curtain, C70**



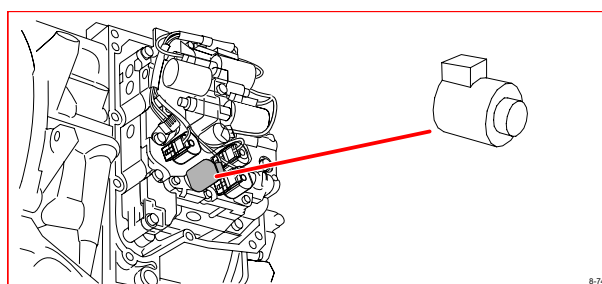
**8/73 Shift solenoid 4**



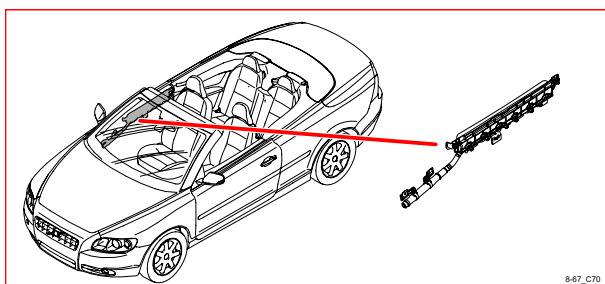
**8/67 Igniter, right inflatable curtain, S40/V50**



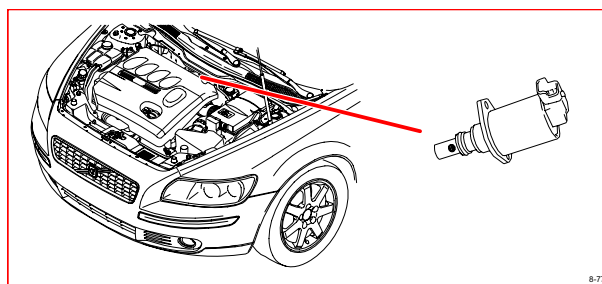
**8/74 Shift solenoid 5**



**8/67 Igniter, right inflatable curtain, C70**



**8/77 Control valve, fuel volume**

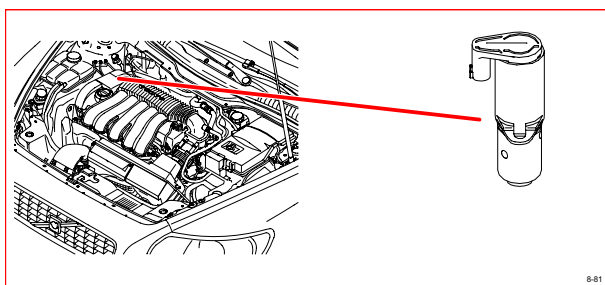




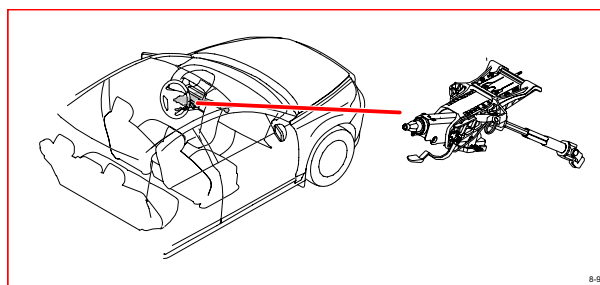
# Component illustrations

## 8/81 - 8/119

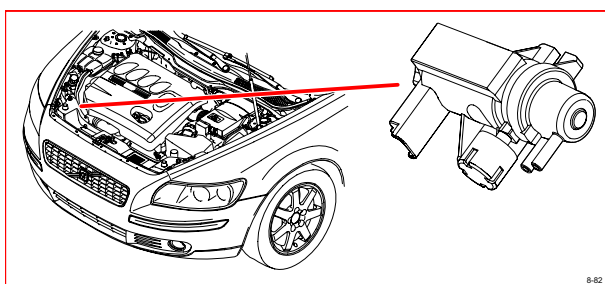
**8/81 Solenoid, variable valve timing outlet**



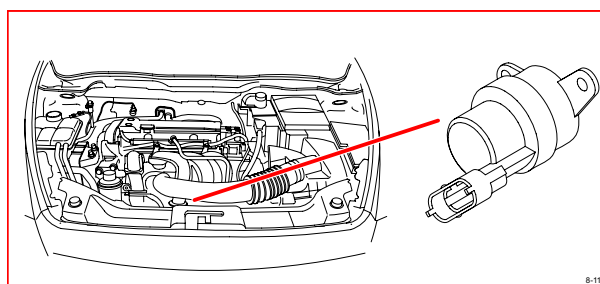
**8/99 Igniter, steering column**



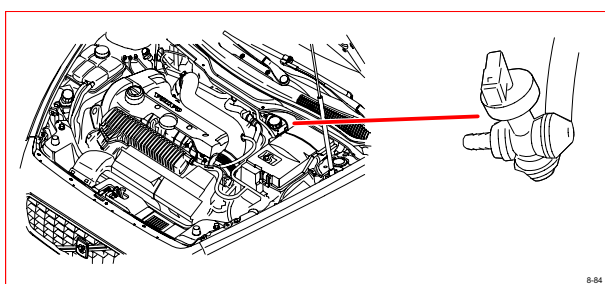
**8/82 Solenoid, variable turbo geometry**



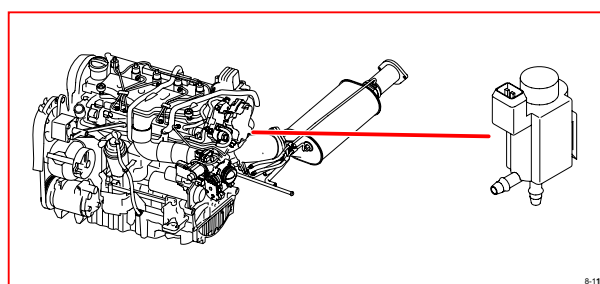
**8/111 High-pressure solenoid valve, Diesel**



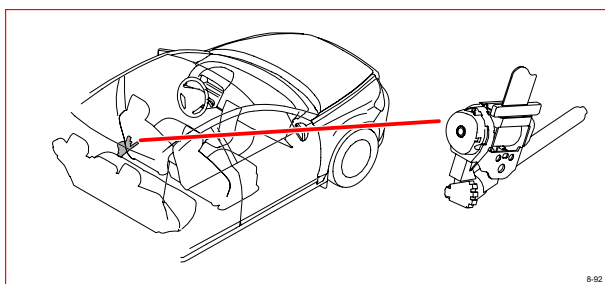
**8/84 Switch, vacuum pump**



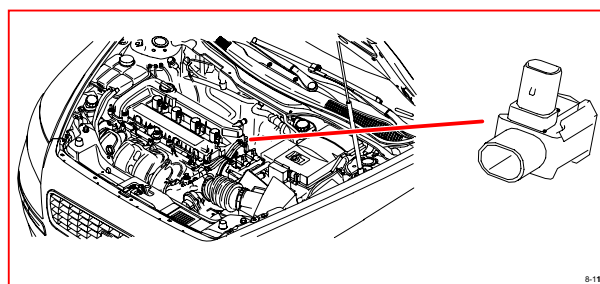
**8/113 Bypass valve, EGR cooling**



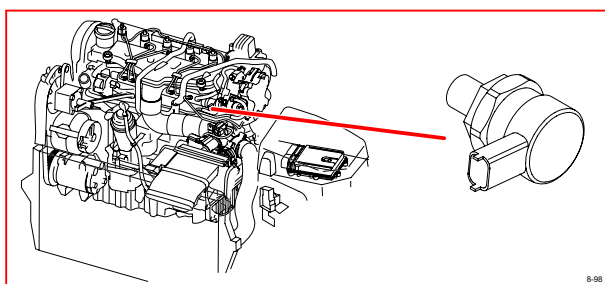
**8/92 Lap belt tensioner, driver**



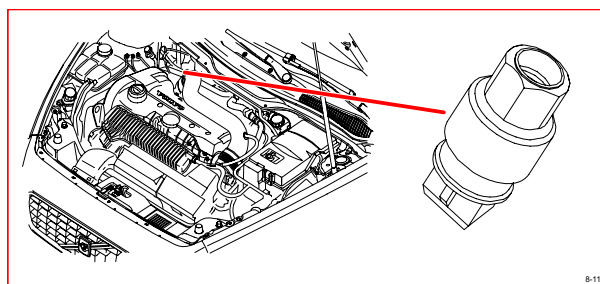
**8/114 Valve mixing air/fuel**



**8/98 Control valve fuel pressure**



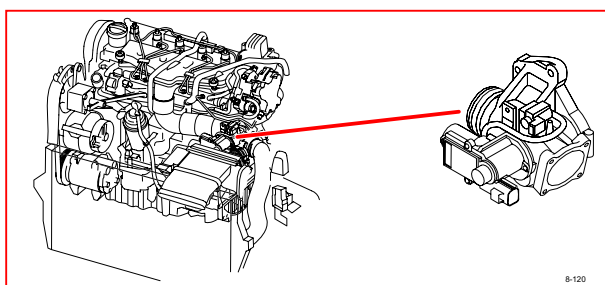
**8/119 Pressure monitor, climate control system**



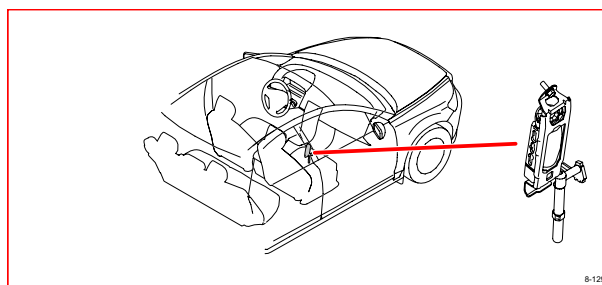
# Component illustrations

## 8/120 - 8/137

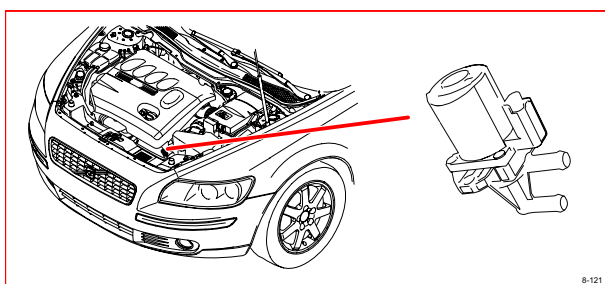
**8/120 EGR valve**



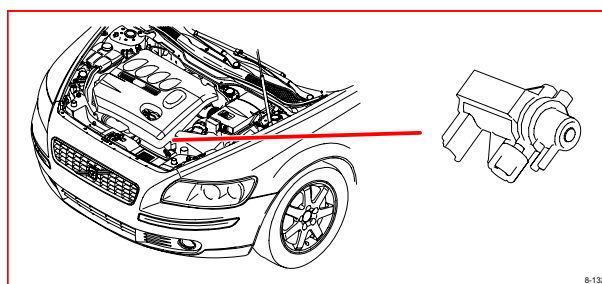
**8/129 Passenger belt force limiter**



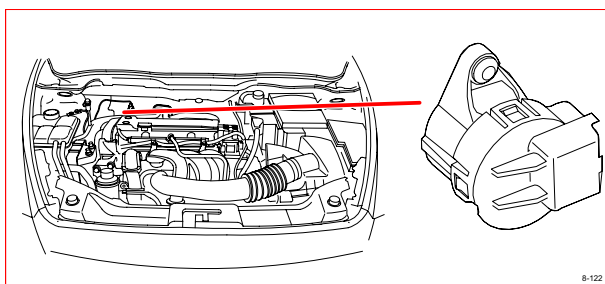
**8/121 Valve coolant**



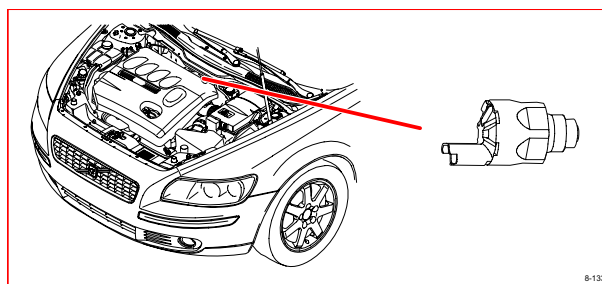
**8/132 Control valve inlet**



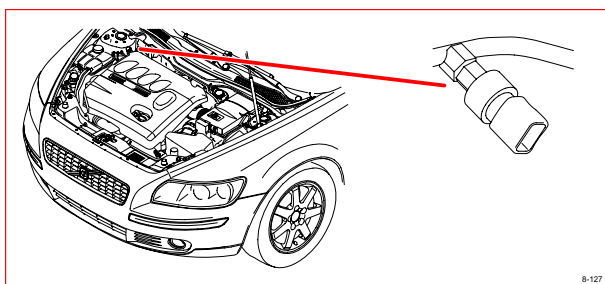
**8/122 Bypass valve, intercooler**



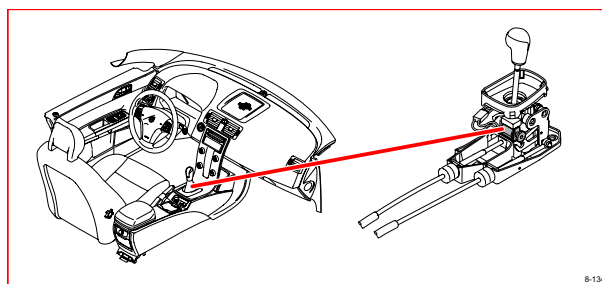
**8/133 Control valve fuel pressure**



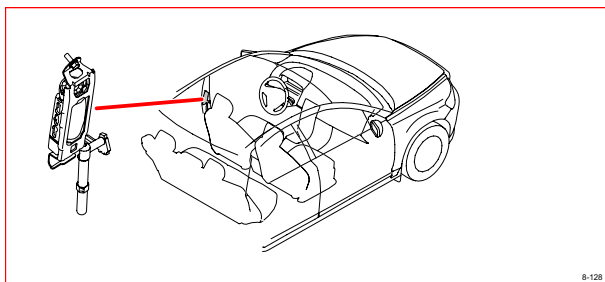
**8/127 Pressure switch, climate control system**



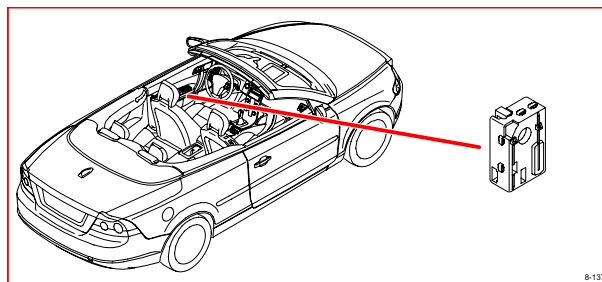
**8/134 Solenoid, reverse interlock, manual**



**8/128 Driver's belt force limiter**



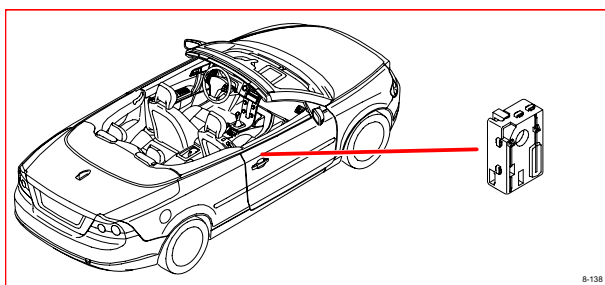
**8/137 Lock motor, left door compartment**



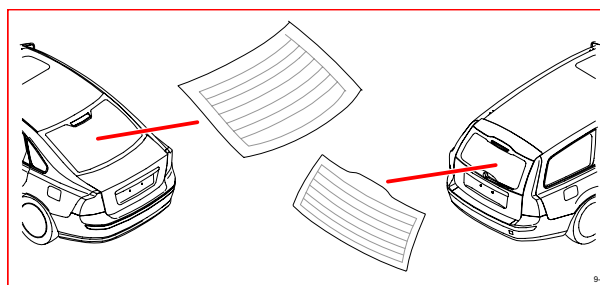
# Component illustrations

## 8/138 - 9/17

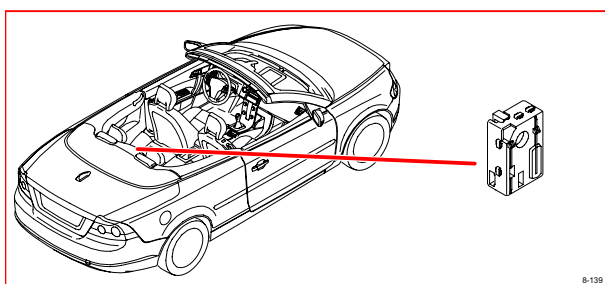
**8/138 Lock motor, right door compartment**



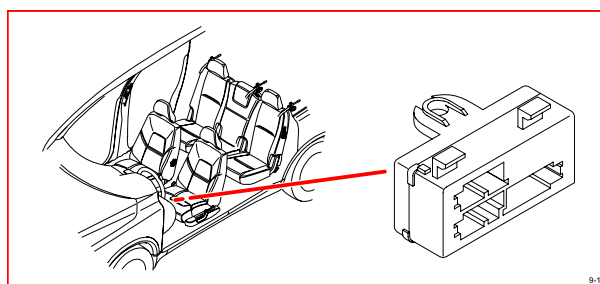
**9/2 Heated rear window**



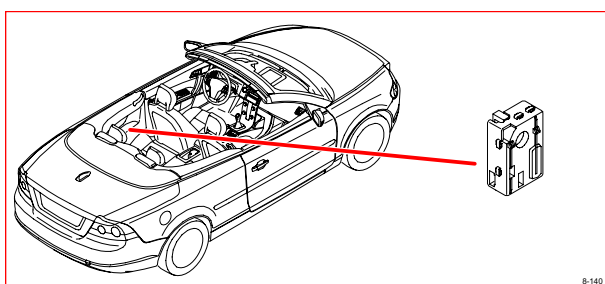
**8/139 Lock motor, ski hatch**



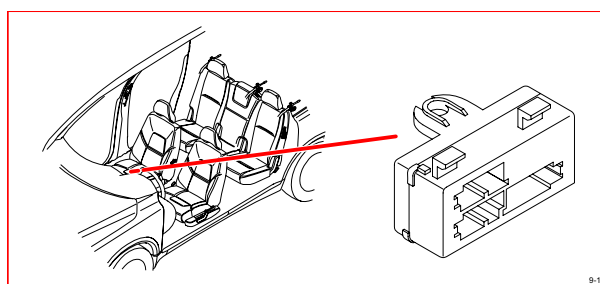
**9/12 Seat Heating Module (SHM), driver's side**



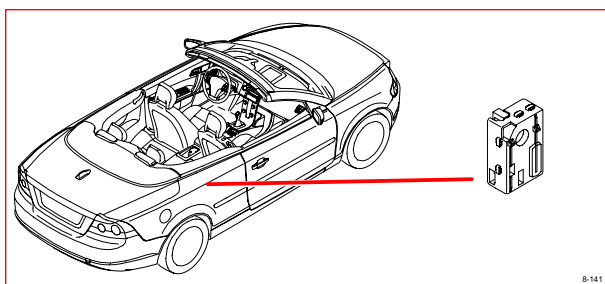
**8/140 Lock motor, rear left seat compartment**



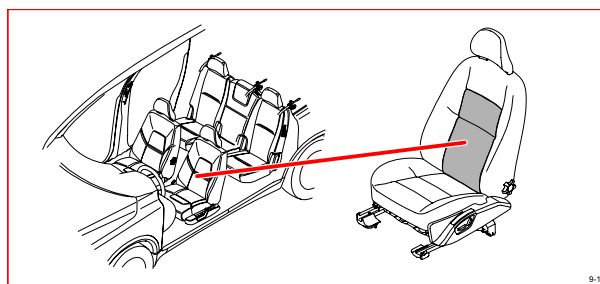
**9/13 Seat Heating Module (SHM), passenger side**



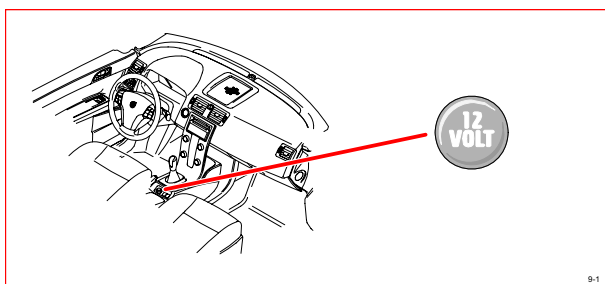
**8/141 Lock motor, rear right seat compartment**



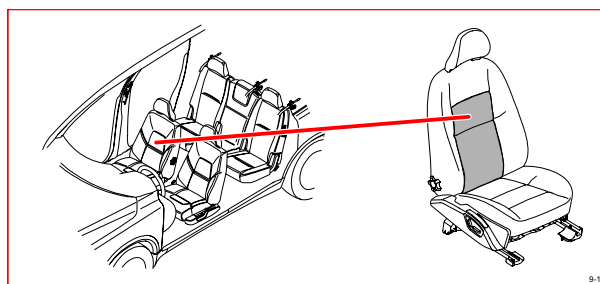
**9/16 Heating element, driver's seat backrest**



**9/1 Front 12V outlet**



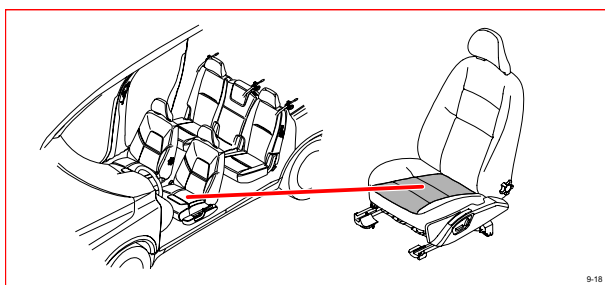
**9/17 Heating element, passenger seat backrest**



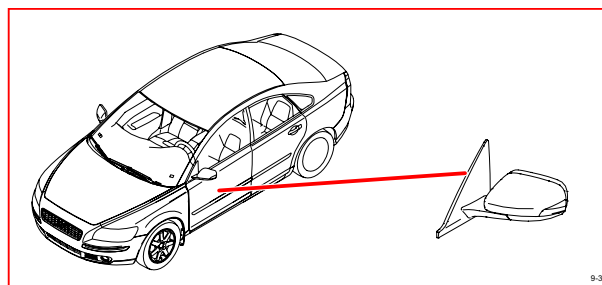
# Component illustrations

## 9/18 - 9/41.1

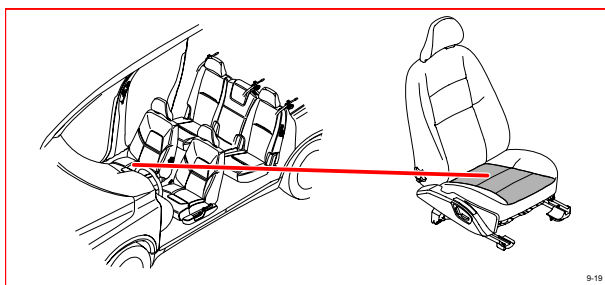
**9/18 Heating element, driver's seat cushion**



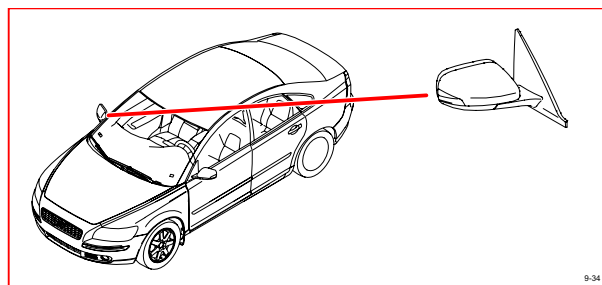
**9/33 Electrically heated rear-view mirror, driver's door**



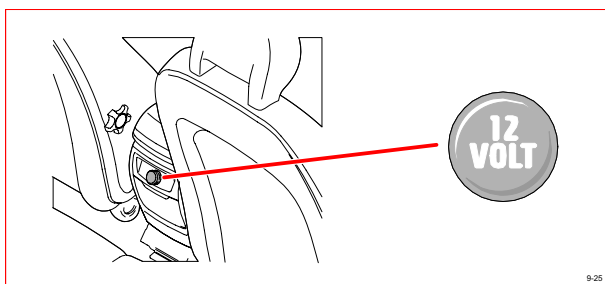
**9/19 Heating element, passenger seat cushion**



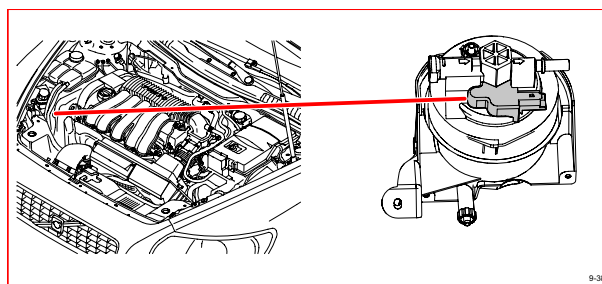
**9/34 Electrically heated rear-view mirror, passenger door**



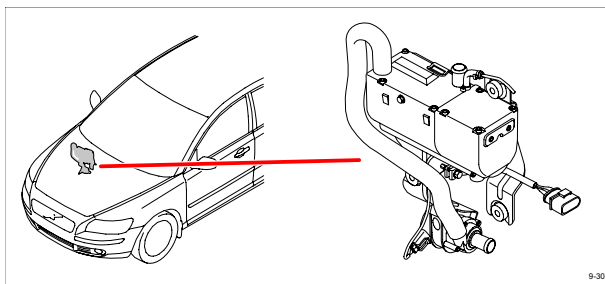
**9/25 Rear 12V outlet**



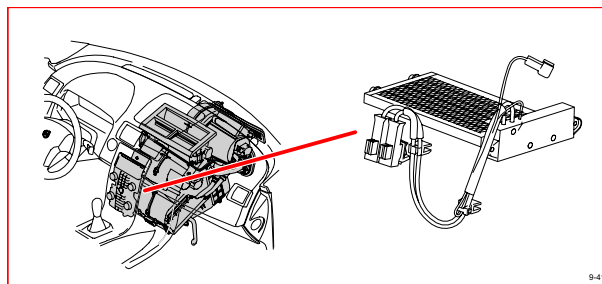
**9/38 Electrically heated fuel filter**



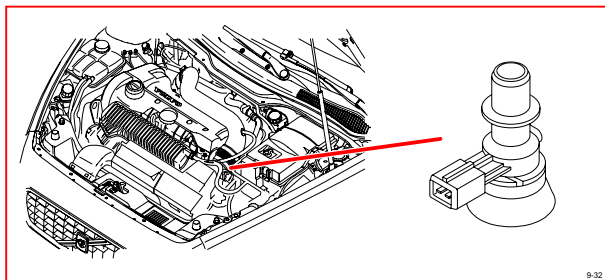
**9/30 Auxiliary heater**



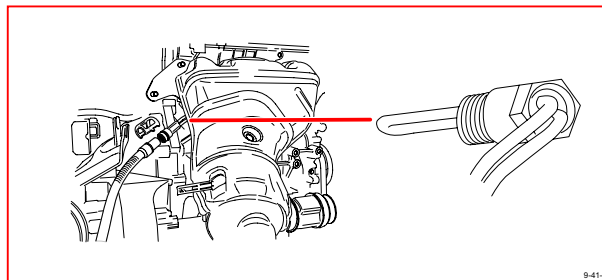
**9/41 PTC-element**



**9/32 PTC resistor, oil trap**



**9/41.1 Electric engine heater**

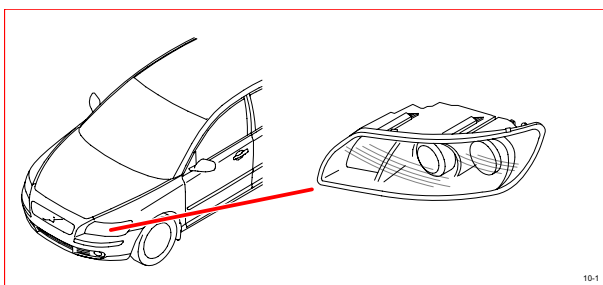




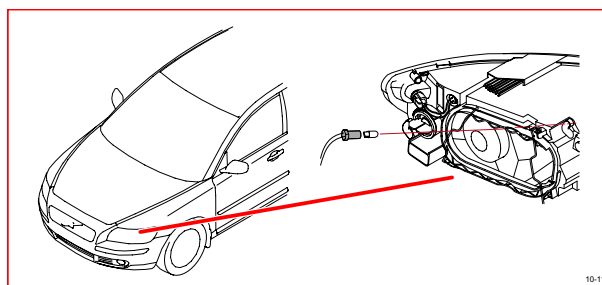
# Component illustrations

## 10/1 - 10/15

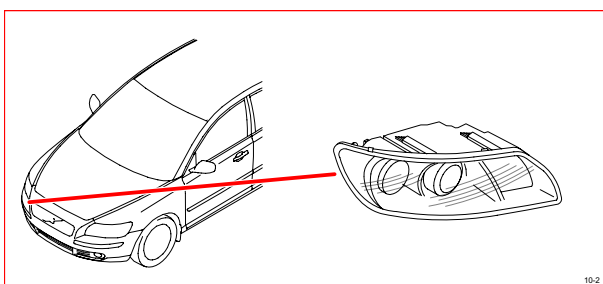
**10/1 Lamp housing, front left**



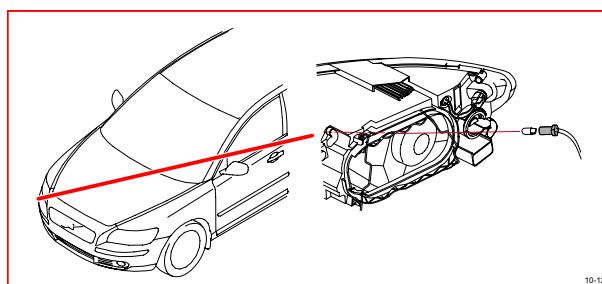
**10/11 Position/parking light, front left**



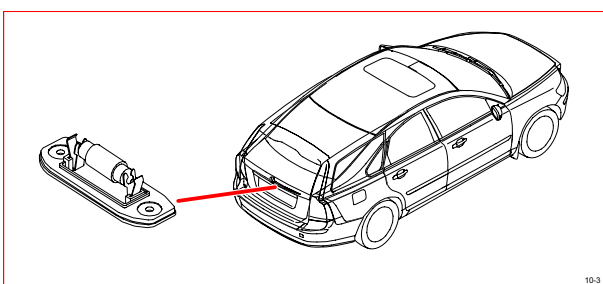
**10/2 Lamp housing, front right**



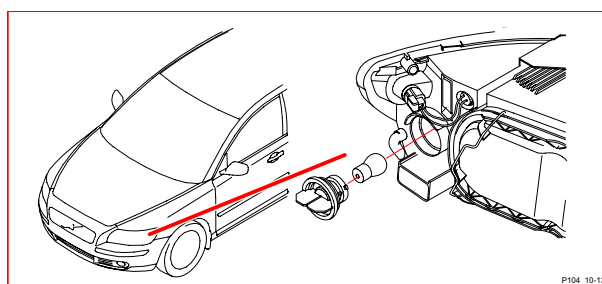
**10/12 Position/parking light, front right**



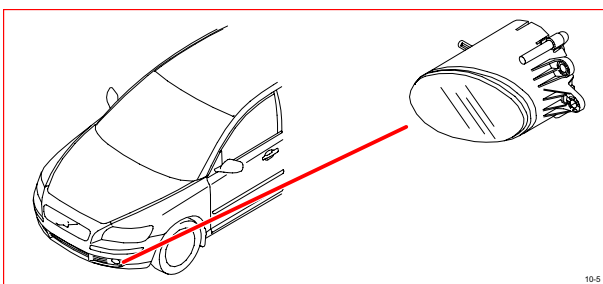
**10/3 License plate lighting**



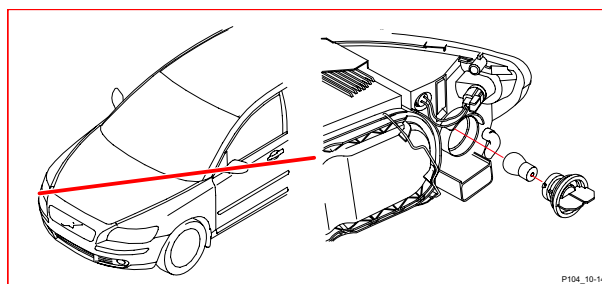
**10/13 Direction indicator, front left**



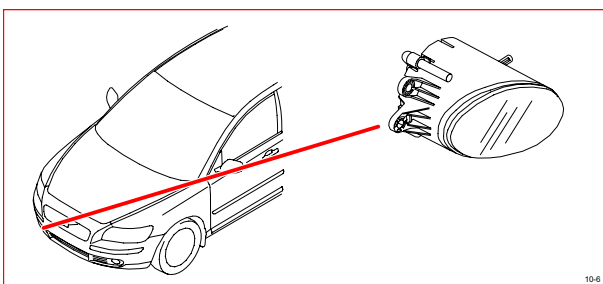
**10/5 Fog light, front left**



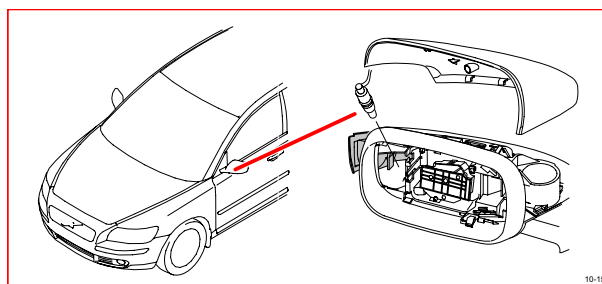
**10/14 Direction indicator, front right**



**10/6 Fog light, front right**



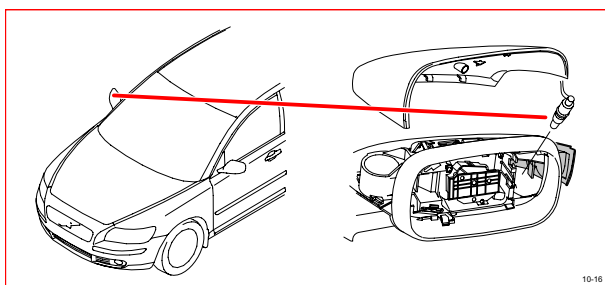
**10/15 Direction indicator, rear-view mirror driver's door**



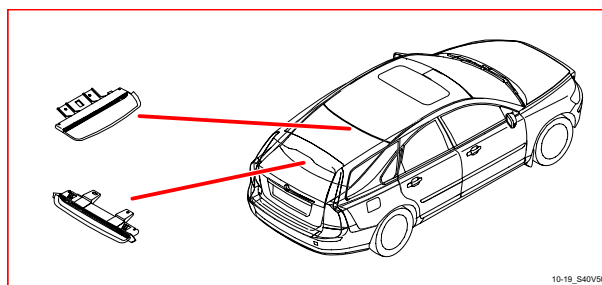
# Component illustrations

## 10/16 - 10/24

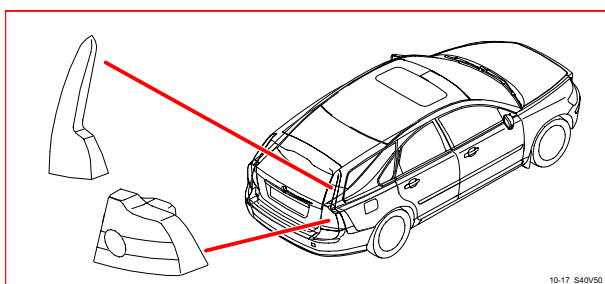
**10/16 Direction indicator, passenger door mirror**



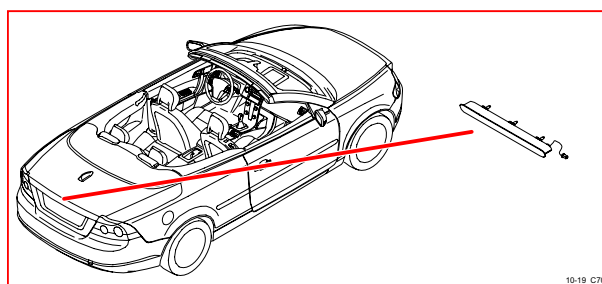
**10/19 Auxiliary brake light, S40/V50**



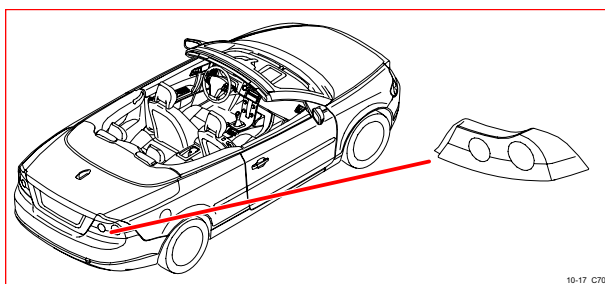
**10/17 Lamp housing, rear right, S40/V50**



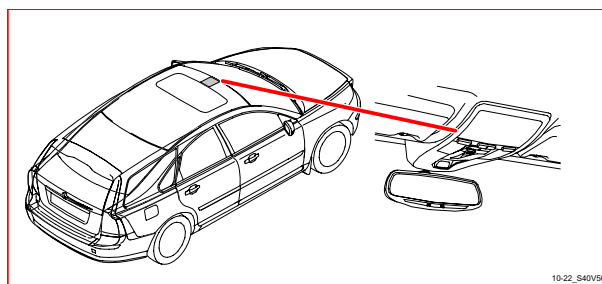
**10/19 Auxiliary brake light, C70**



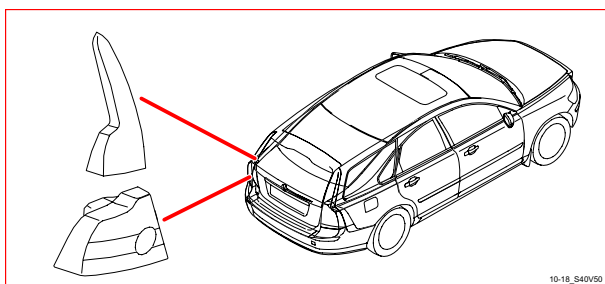
**10/17 Lamp housing, rear right, C70**



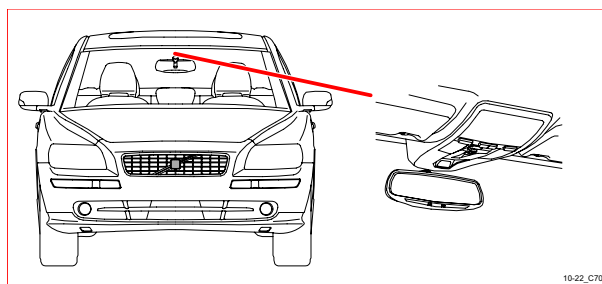
**10/22 Ceiling light, S40/V50**



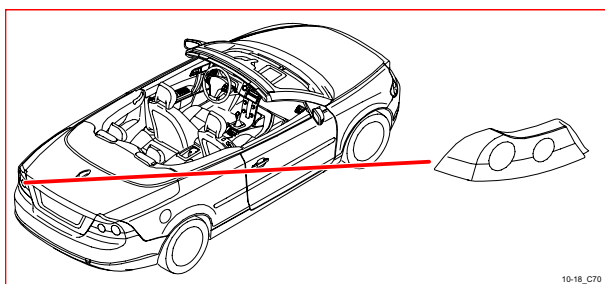
**10/18 Lamp housing, rear left, S40/V50**



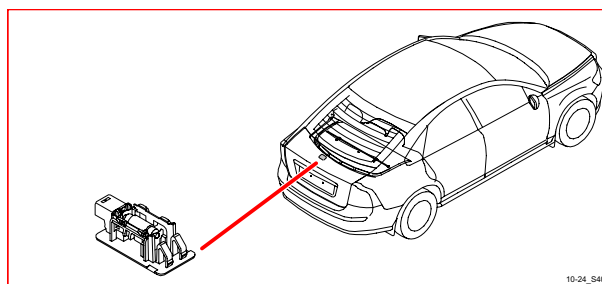
**10/22 Ceiling light, C70**



**10/18 Lamp housing, rear left, C70**



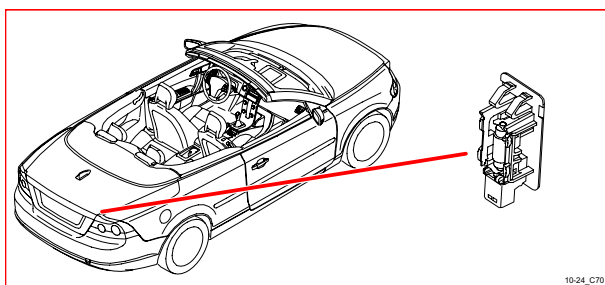
**10/24 Cargo compartment lighting, S40**



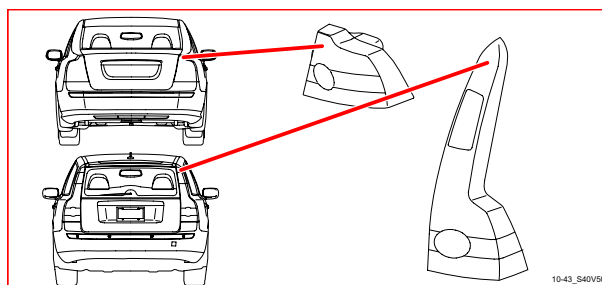
# Component illustrations

## 10/24 - 10/45

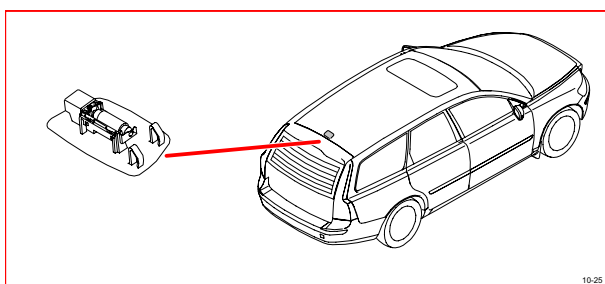
**10/24 Cargo compartment lighting, C70**



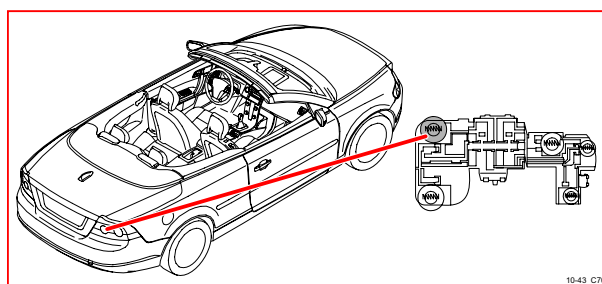
**10/43 Right brake light, S40/V50**



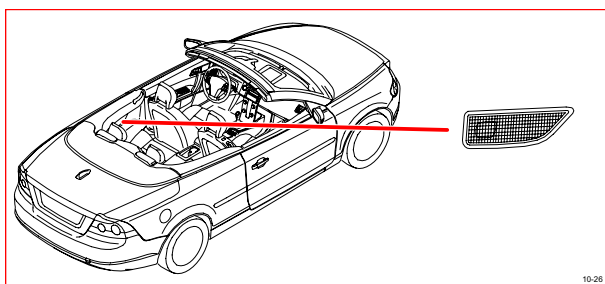
**10/25 Cargo compartment lighting**



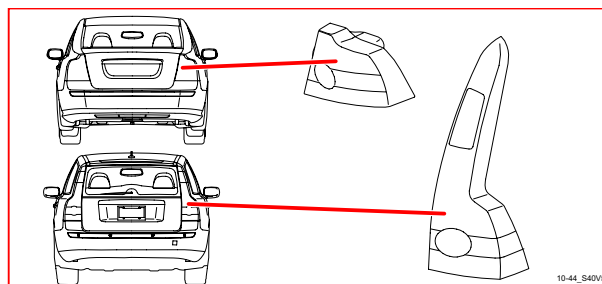
**10/43 Right brake light, C70**



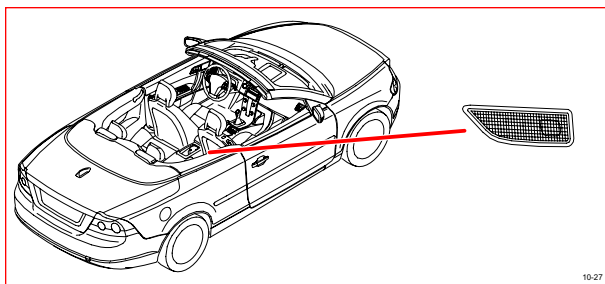
**10/26 Reading light, rear left**



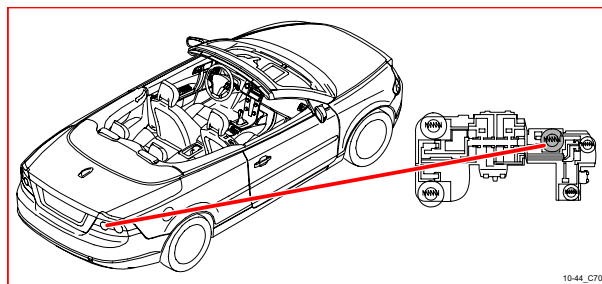
**10/44 Right tail light 1, S40/V50**



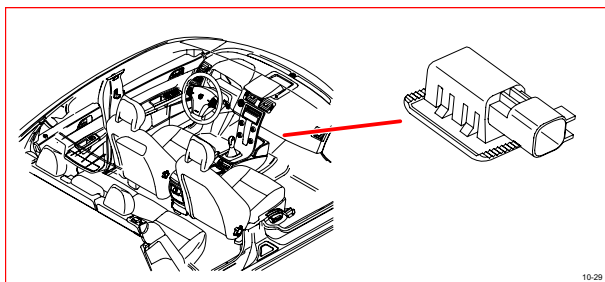
**10/27 Reading light, rear right**



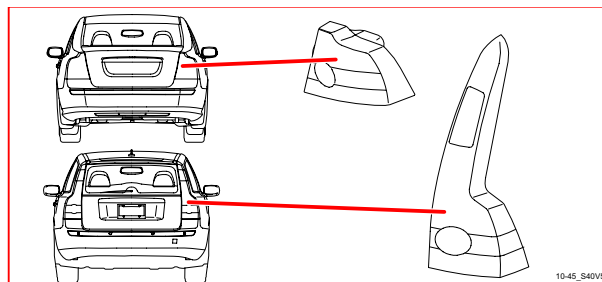
**10/44 Right tail light 1, C70**



**10/29 Glove compartment lighting**



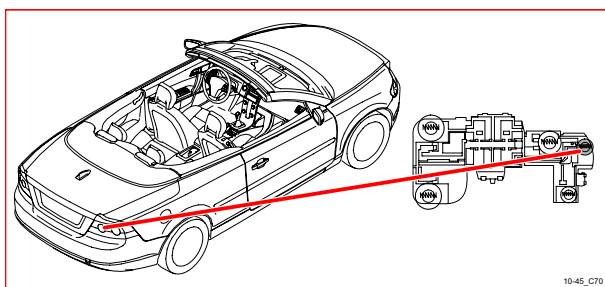
**10/45 Right tail light 2, S40/V50**



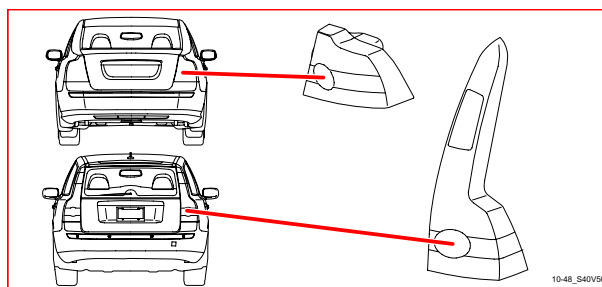
# Component illustrations

## 10/45 - 10/51

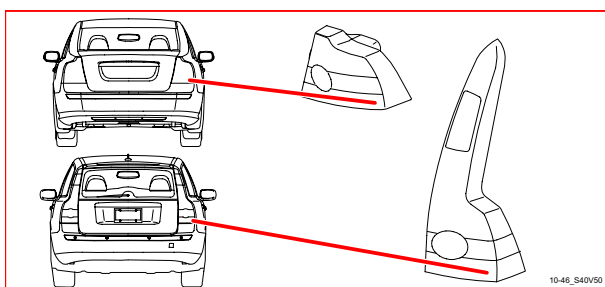
**10/45 Right tail light 2, C70**



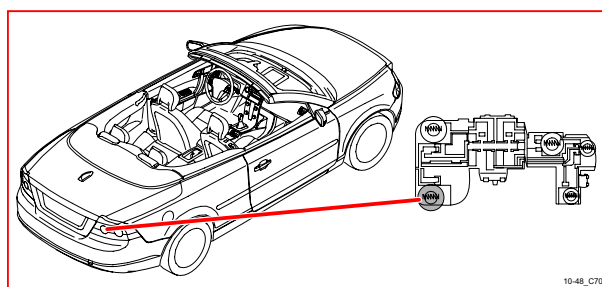
**10/48 Right reversing light, S40/V50**



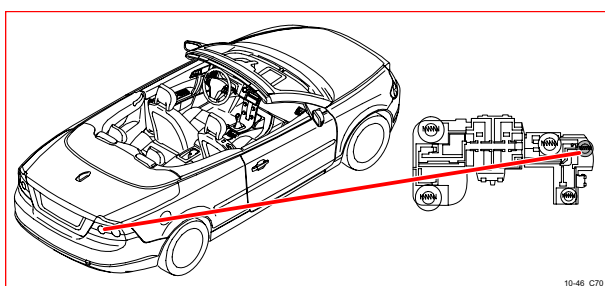
**10/46 Rear right fog light, S40/V50**



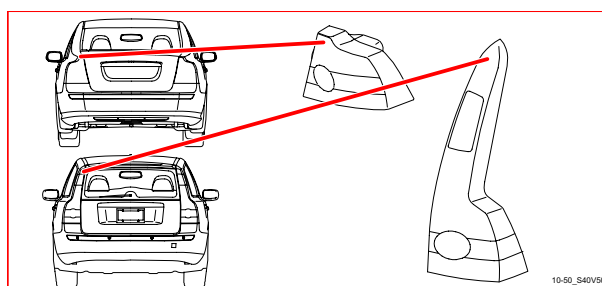
**10/48 Right reversing light, C70**



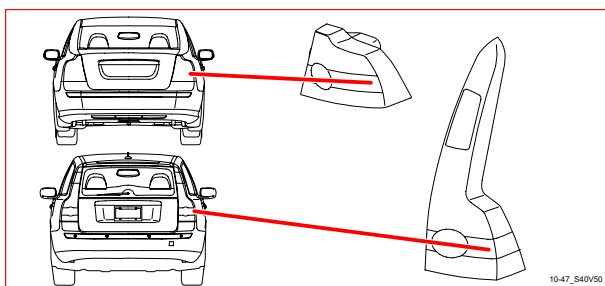
**10/46 Rear right fog light, C70**



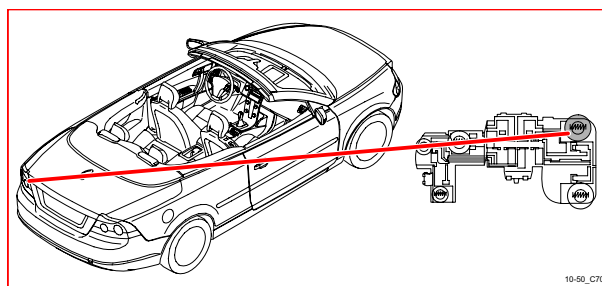
**10/50 Left brake light, S40/V50**



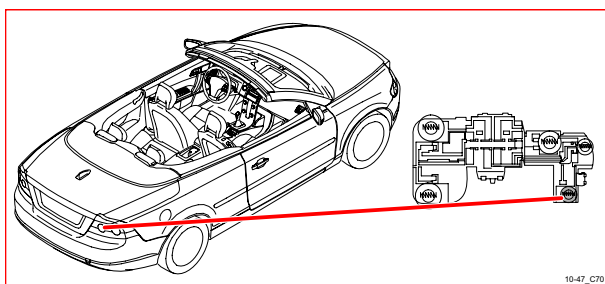
**10/47 Rear right direction indicator, S40/V50**



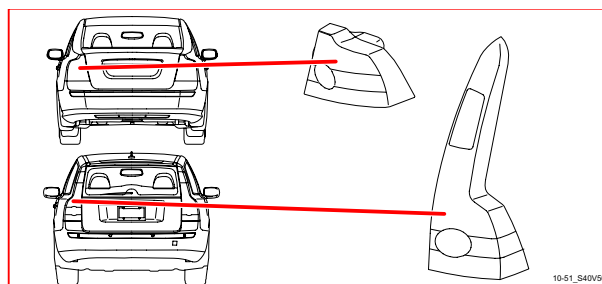
**10/50 Left brake light, C70**



**10/47 Rear right direction indicator, C70**



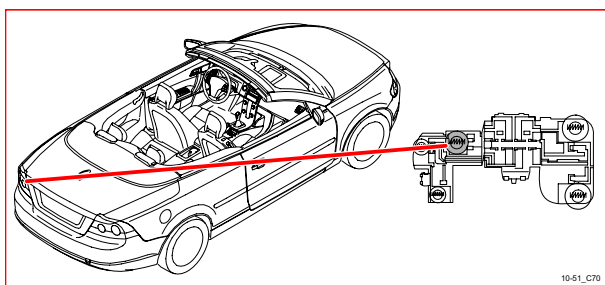
**10/51 Left tail light 1, S40/V50**



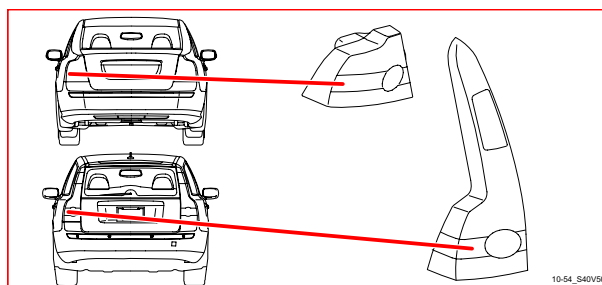
# Component illustrations

## 10/51 - 10/64

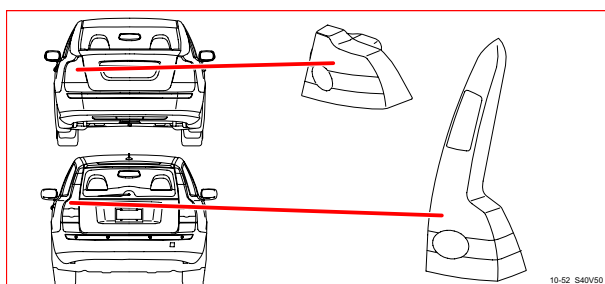
**10/51 Left tail light 1, C70**



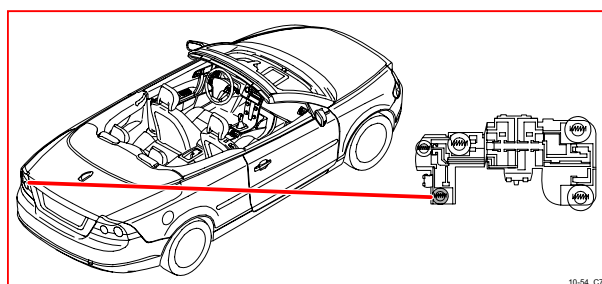
**10/54 Rear left direction indicator, S40/V50**



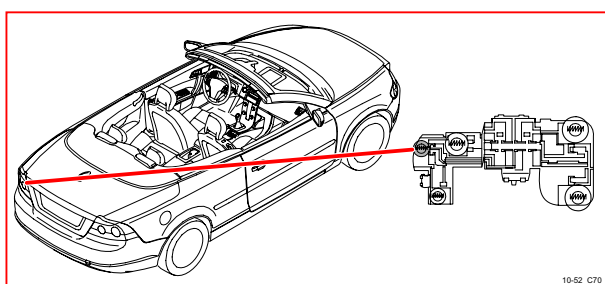
**10/52 Left tail light 2, S40/V50**



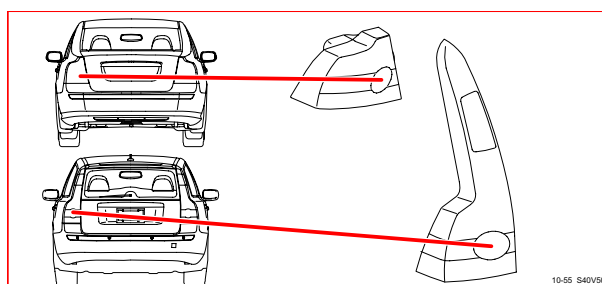
**10/54 Rear left direction indicator, C70**



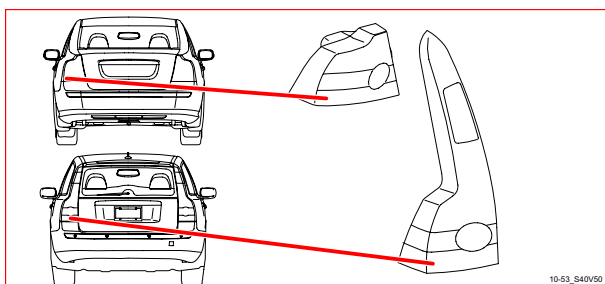
**10/52 Left tail light 2, C70**



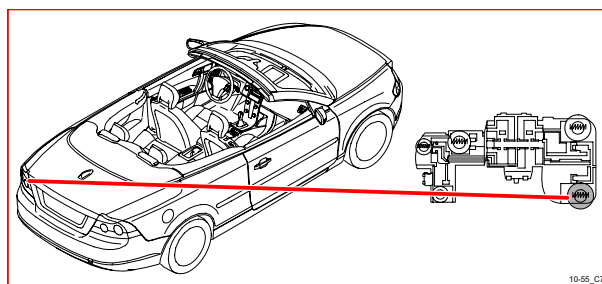
**10/55 Left reversing light, S40/V50**



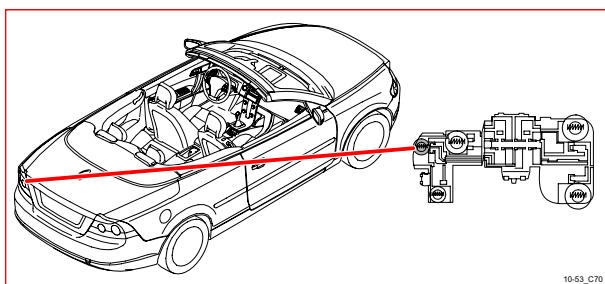
**10/53 Rear left fog light, S40/V50**



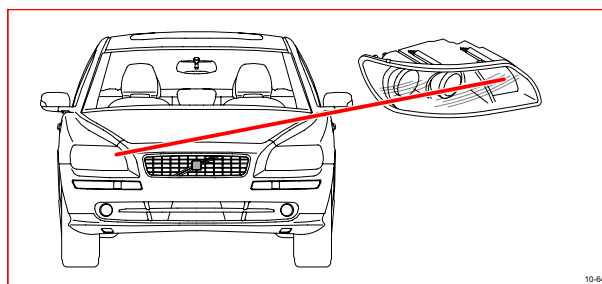
**10/55 Left reversing light, C70**



**10/53 Rear left fog light, C70**



**10/64 High beam, right**

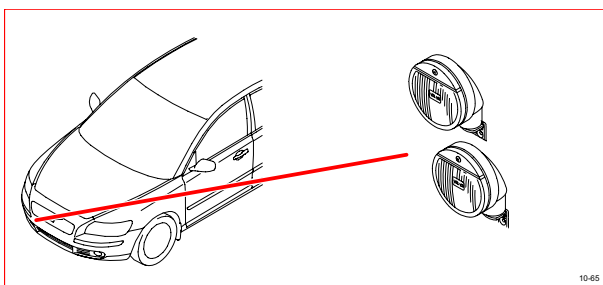




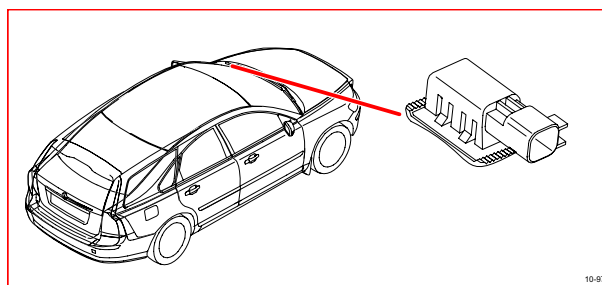
# Component illustrations

## 10/65 - 10/148

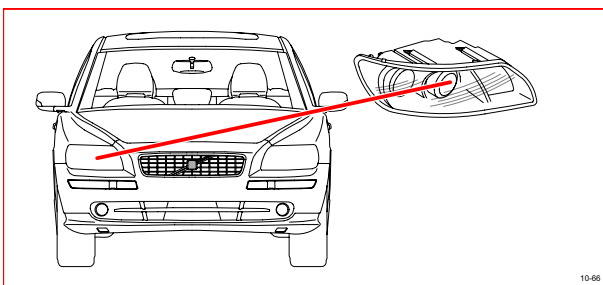
**10/65 Auxiliary light, front right**



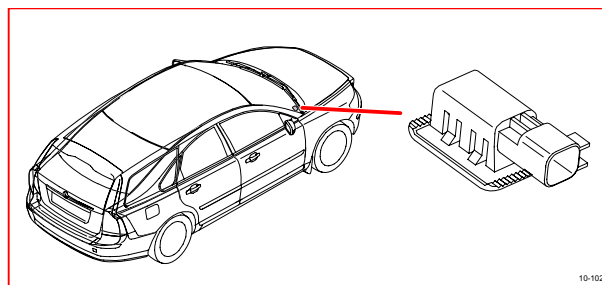
**10/97 Courtesy lighting, left**



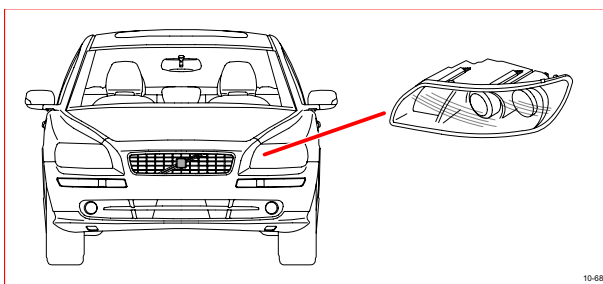
**10/66 Low beam, right**



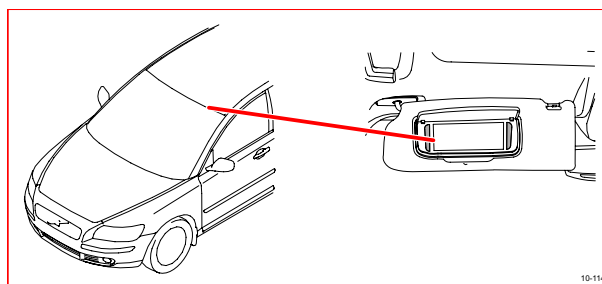
**10/102 Courtesy lighting, right**



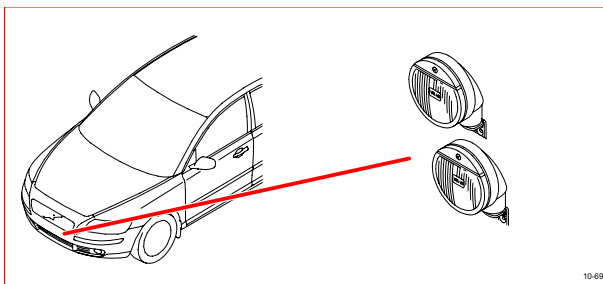
**10/68 High beam, left**



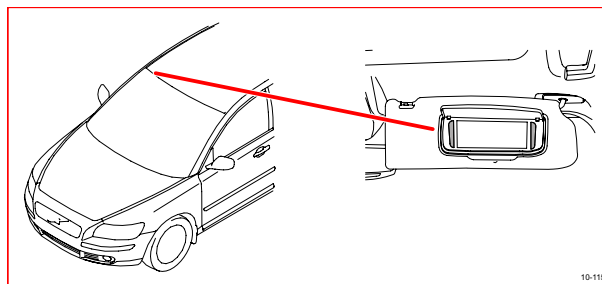
**10/114 Vanity mirror lighting, left**



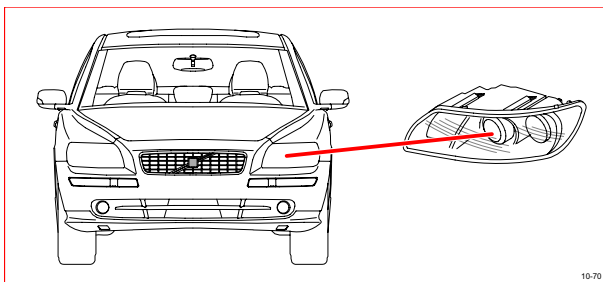
**10/69 Auxiliary light, front left**



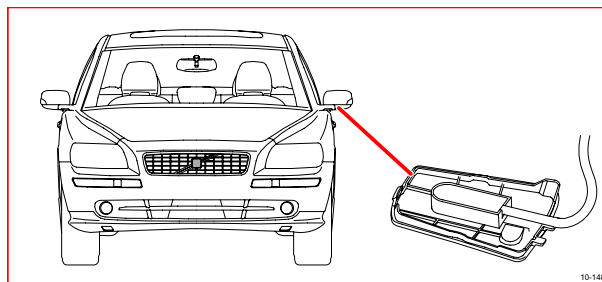
**10/115 Vanity mirror lighting, right**



**10/70 Low beam, left**



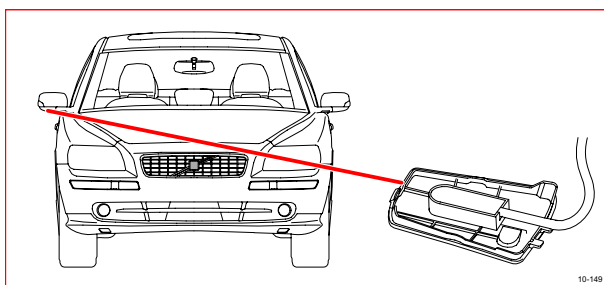
**10/148 Lighting, rear-view mirror driver's door**



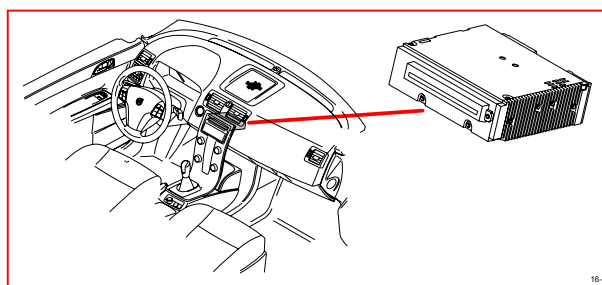
# Component illustrations

## 10/149 - 16/5

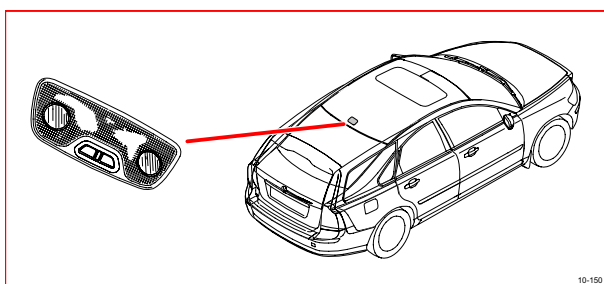
**10/149 Lighting, rear-view mirror passenger door**



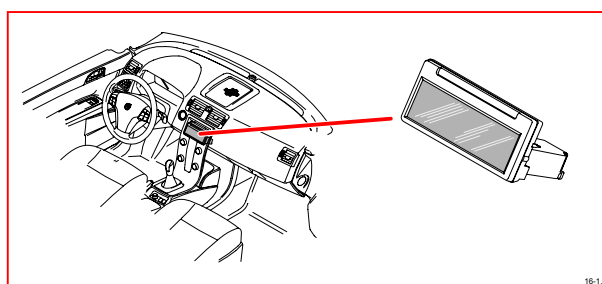
**16/1 Integrated Audio Module (IAM)**



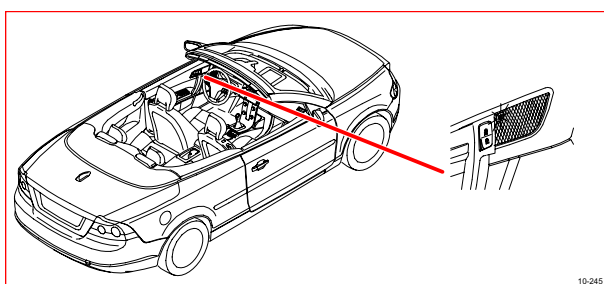
**10/150 Rear reading light**



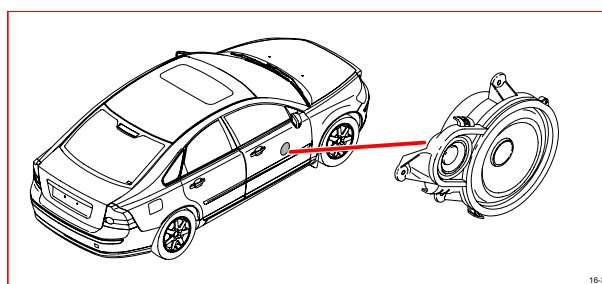
**16/1.2 Infotainment Control Module (ICM)**



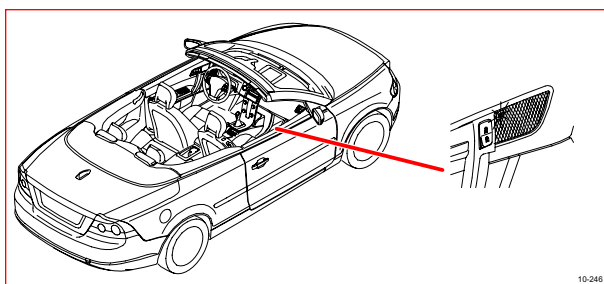
**10/245 Lock indicator, left door**



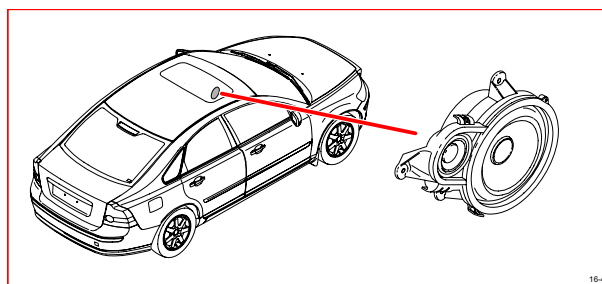
**16/3 Speaker, passenger door**



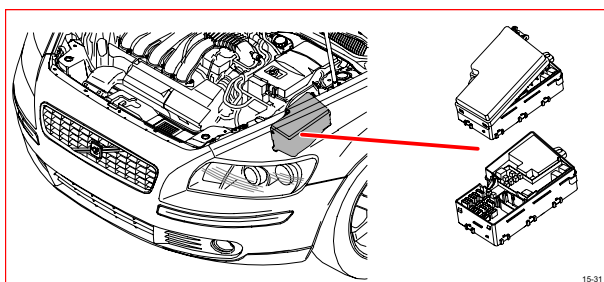
**10/246 Lock indicator, right door**



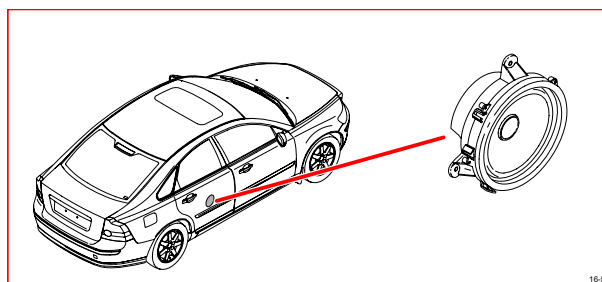
**16/4 Speaker, driver's door**



**15/31 Distribution box in engine compartment**



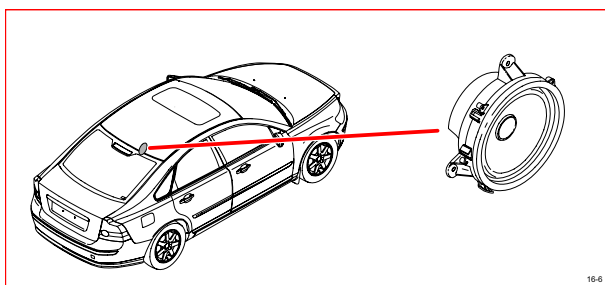
**16/5 Speaker, rear right door**



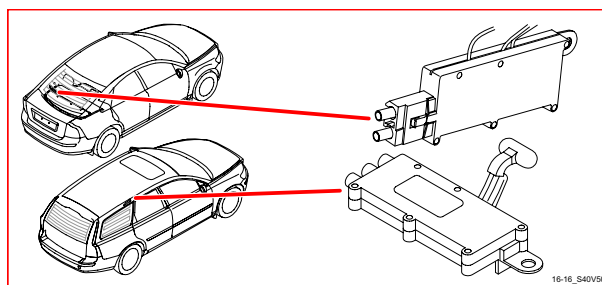
# Component illustrations

## 16/6 - 16/35

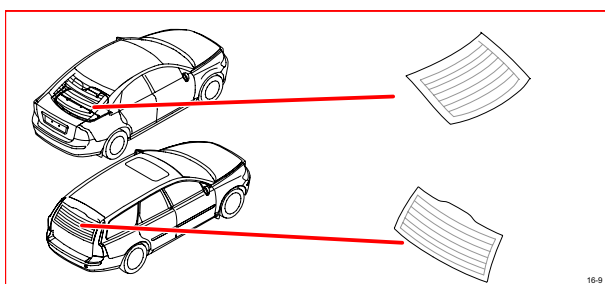
**16/6 Speaker, rear left door**



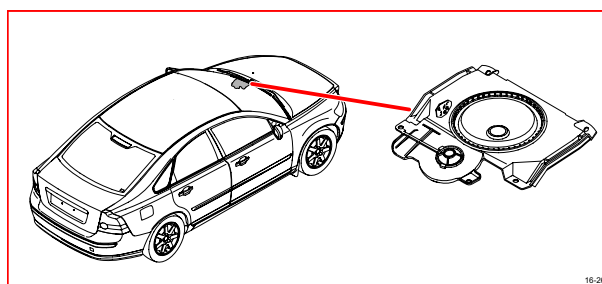
**16/16 Window antenna amplifier**



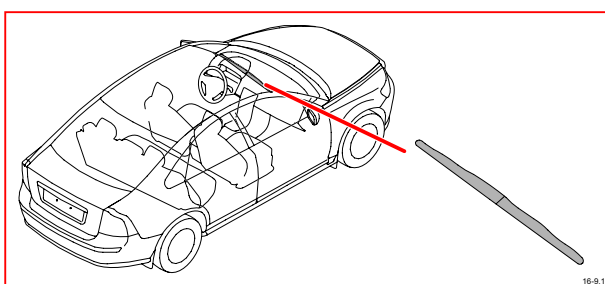
**16/9 Window antenna**



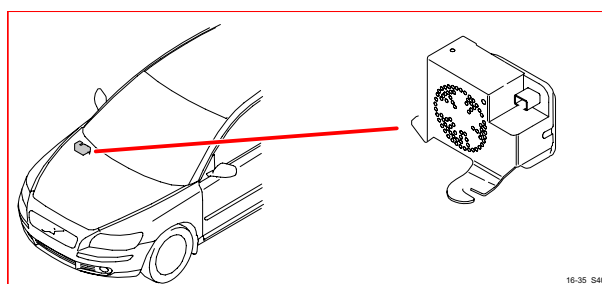
**16/26 Speaker, dashboard middle**



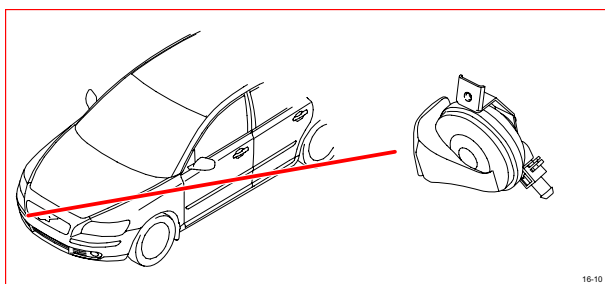
**16/9.1 TMC antenna**



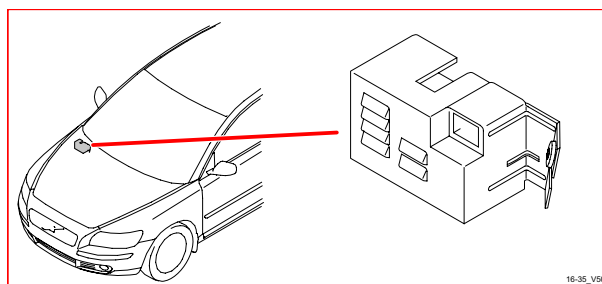
**16/35 Siren Control Module (SCM), S40**



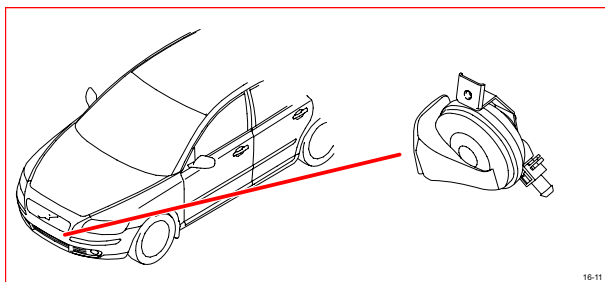
**16/10 Horn 1**



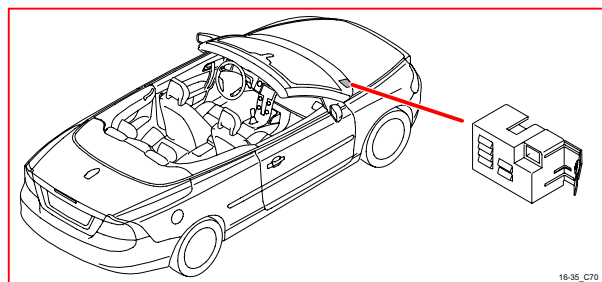
**16/35 Siren Control Module (SCM), V50**



**16/11 Horn 2**



**16/35 Siren Control Module (SCM), C70**

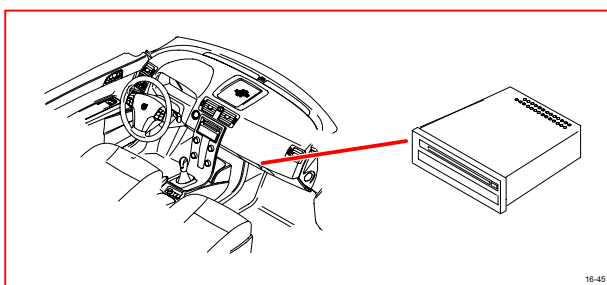




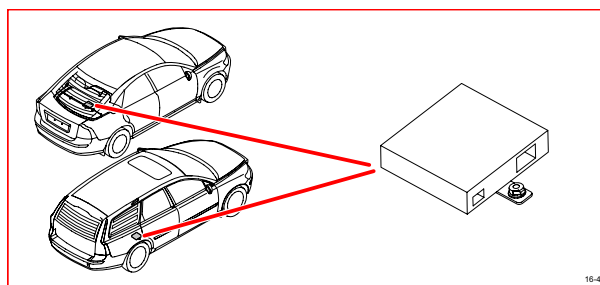
# Component illustrations

## 16/45 - 16/60

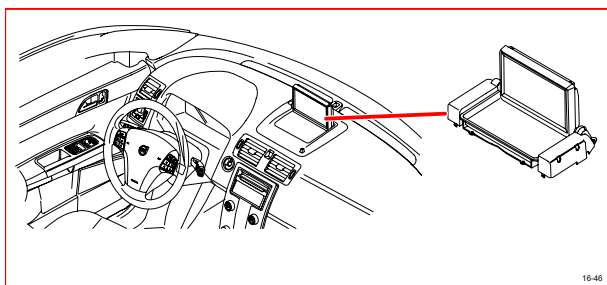
**16/45 Road Traffic Information module (RTI)**



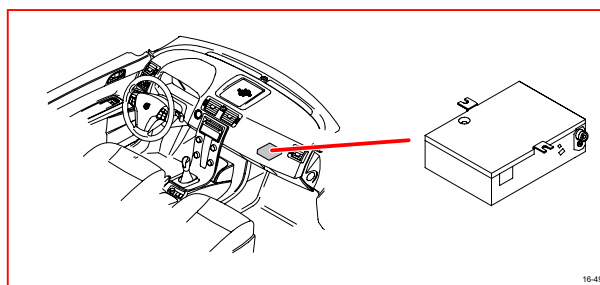
**16/49 Traffic Message Channel Module (TMC)**



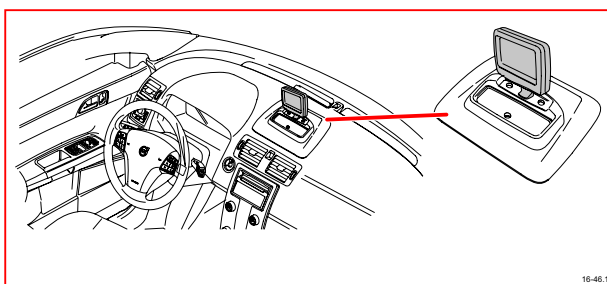
**16/46 RTI Display**



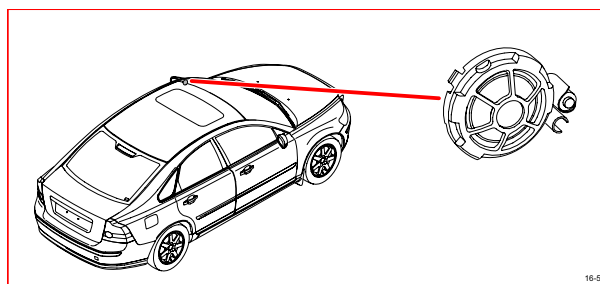
**16/49.1 Traffic Message Channel Module (TMC)**



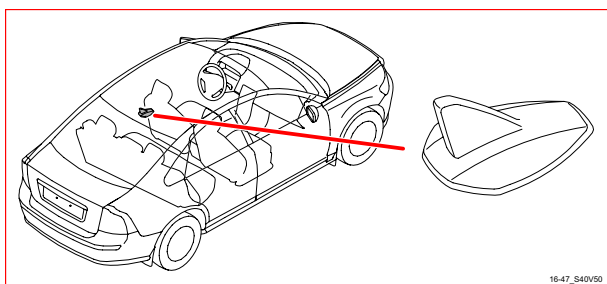
**16/46.1 RTI Display**



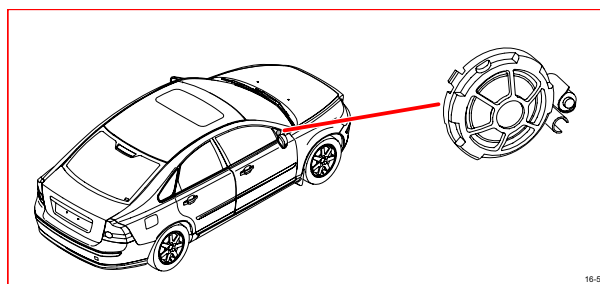
**16/55 Treble speaker, driver's door**



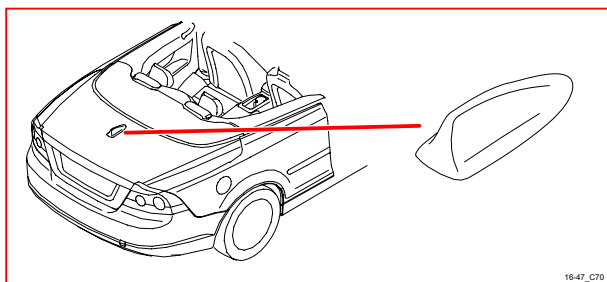
**16/47 GSM/GPS/RDAR antenna, S40/V50**



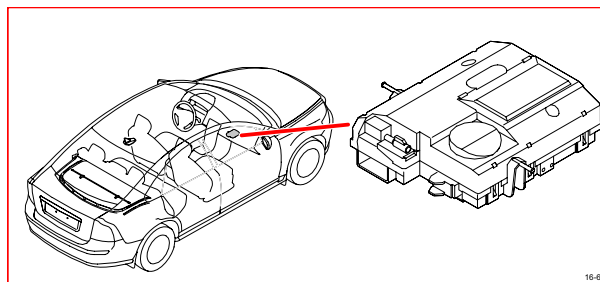
**16/56 Treble speaker, passenger door**



**16/47 GSM/GPS/RDAR antenna, C70**

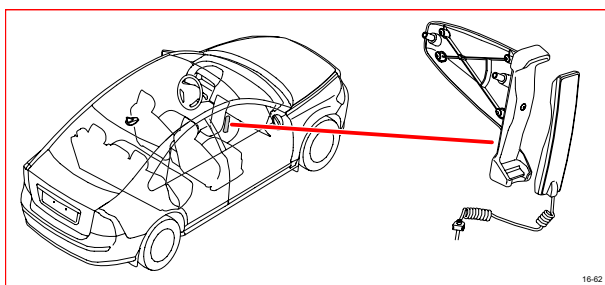


**16/60 Phone Module (PHM)**

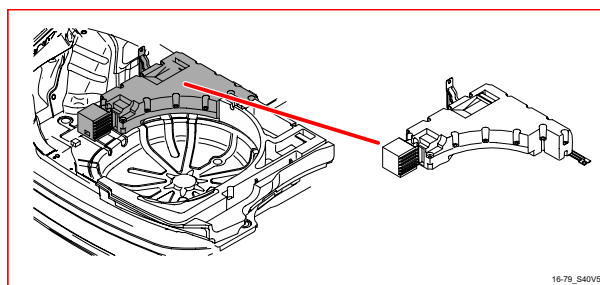


# Component illustrations 16/62 - 16/105

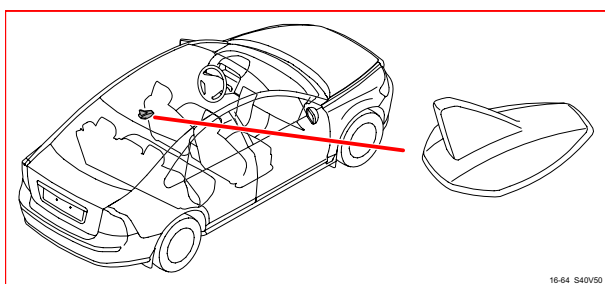
**16/62 Hand unit, cellular phone**



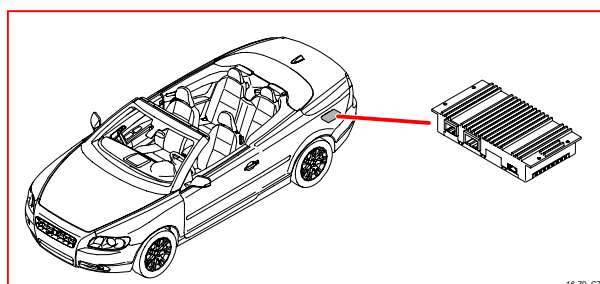
**16/79 Subwoofer Module (SUB), S40/V50**



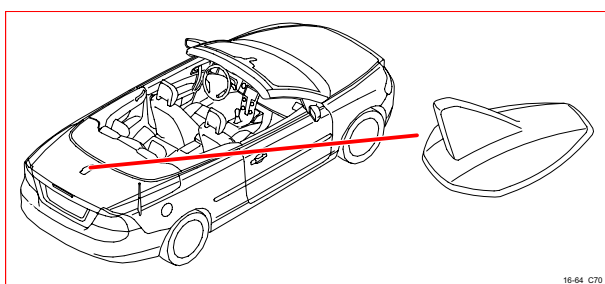
**16/64 Cellular phone antenna, S40/V50**



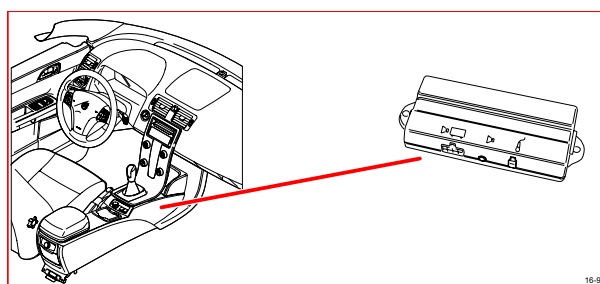
**16/79 Subwoofer Module (SUB), C70**



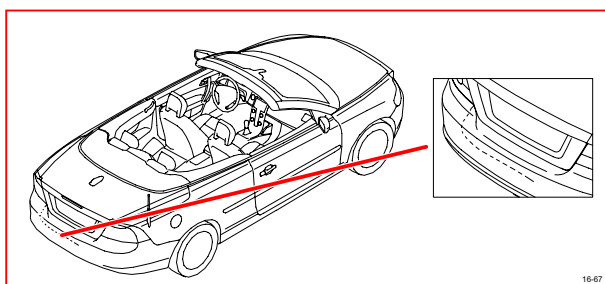
**16/64 Cellular phone antenna, C70**



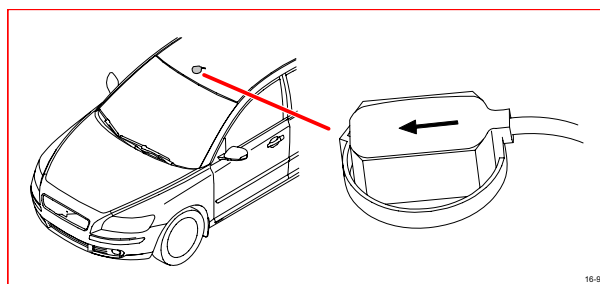
**16/93 Control module, cellular phone handsfree**



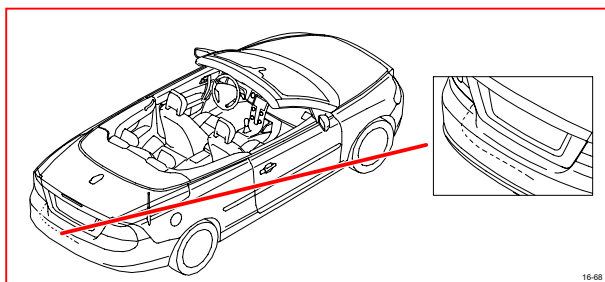
**16/67 Antenna amplifier, bumper**



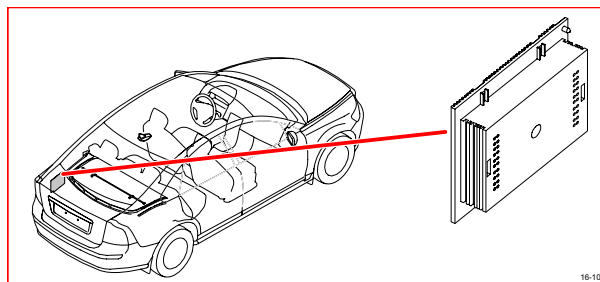
**16/98 Microphone**



**16/68 TMC and FM subantenna, bumper**



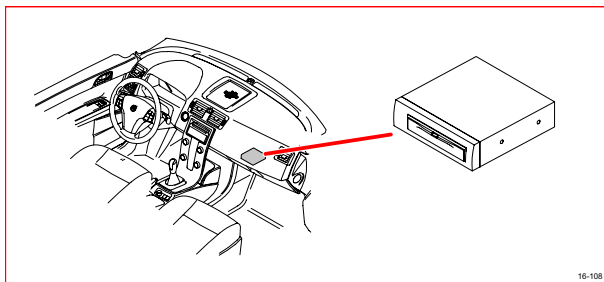
**16/105 Audio Module (AUD)**



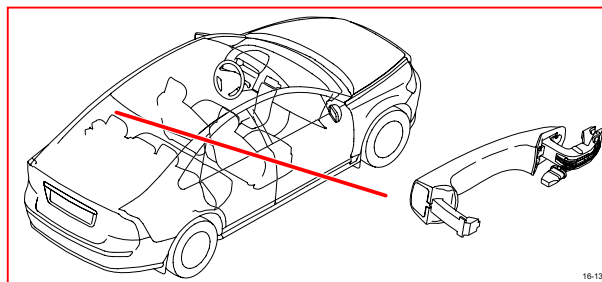
# Component illustrations

## 16/108 - 16/133

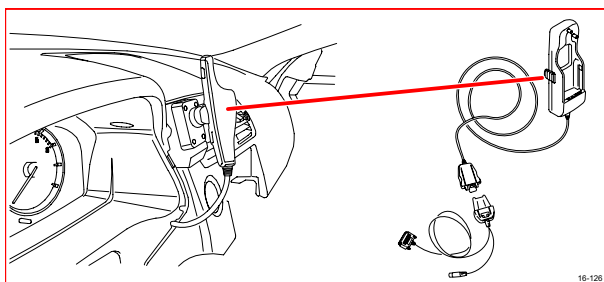
**16/108 Multimedia Module (MMM)**



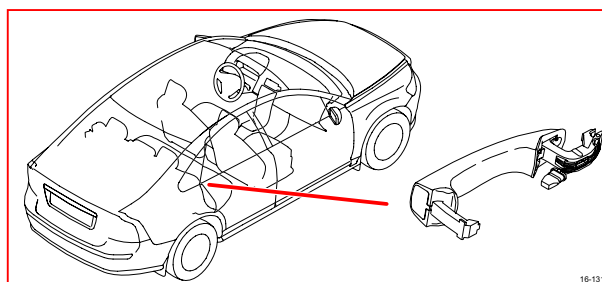
**16/130 Antenna, rear left door lock**



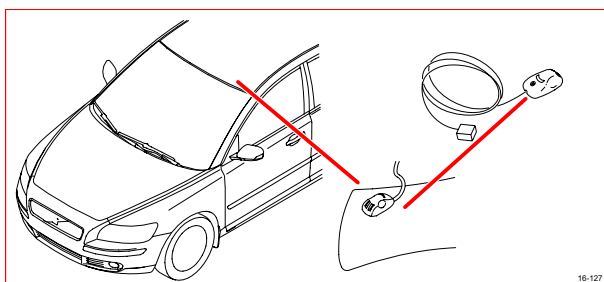
**16/126 Holder, handsfree cellular phone**



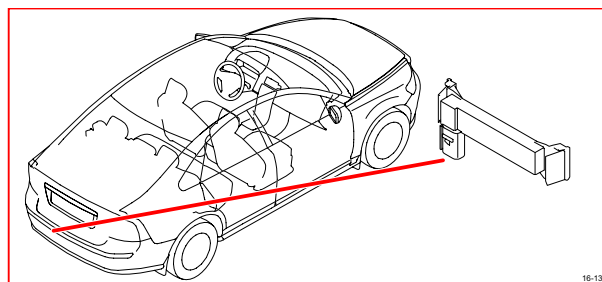
**16/131 Antenna, rear right door lock**



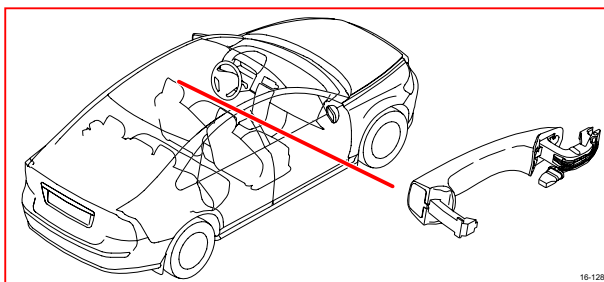
**16/127 Microphone, handsfree cellular phone**



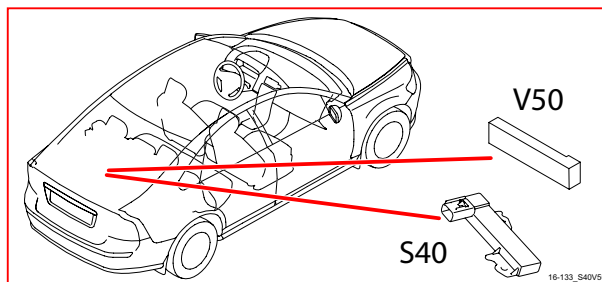
**16/132 Antenna, door lock, bumper**



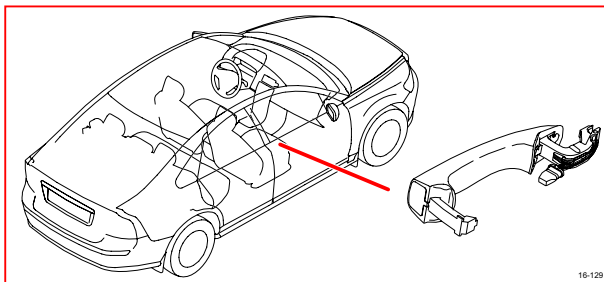
**16/128 Antenna, front left door lock**



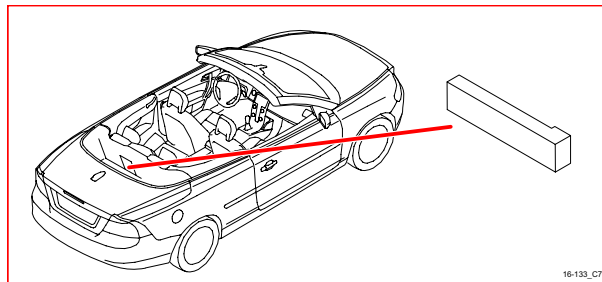
**16/133 Antenna, rear door lock cabin 1, S40/V50**



**16/129 Antenna, door lock, front right**



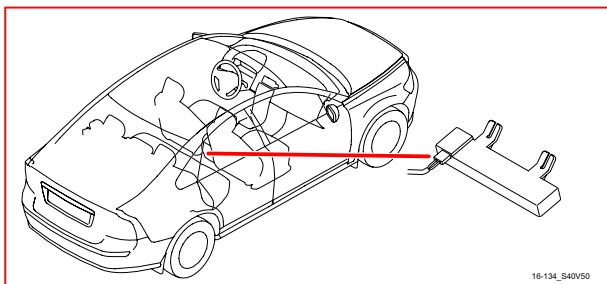
**16/133 Antenna door lock cabin 1 rear, C70**



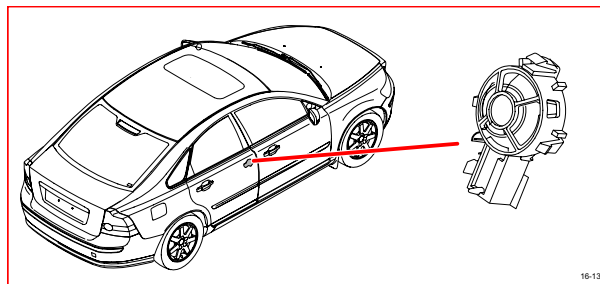
# Component illustrations

## 16/134 - 16/141

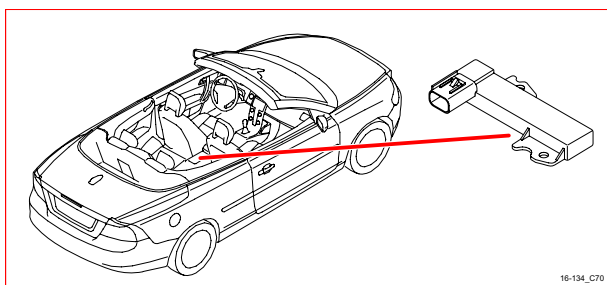
**16/134 Antenna, door lock cabin 2, S40/V50**



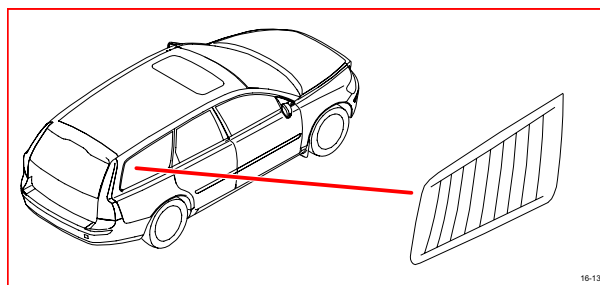
**16/137 Treble speaker, rear right door**



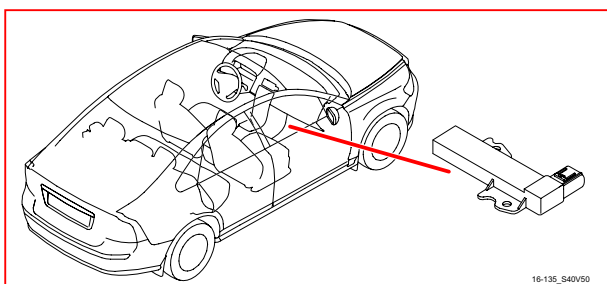
**16/134 Antenna door lock cabin 2, C70**



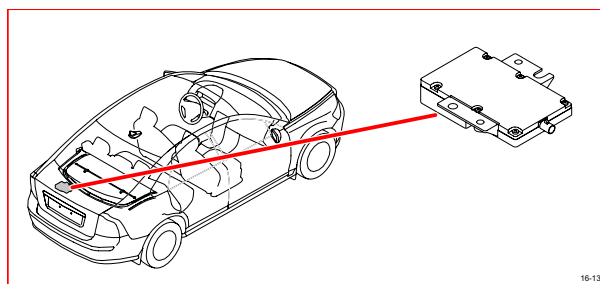
**16/138 Rear window antenna, right**



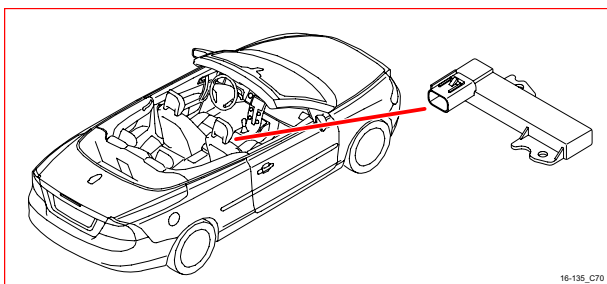
**16/135 Antenna, door lock cabin 3, S40/V50**



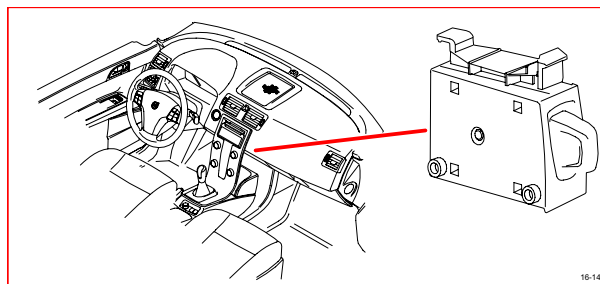
**16/139 Global Positioning System module (GPS)**



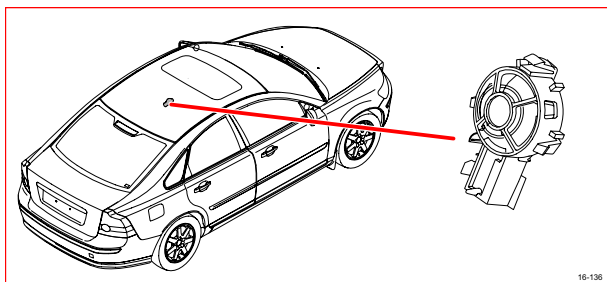
**16/135 Antenna door lock cabin 3, C70**



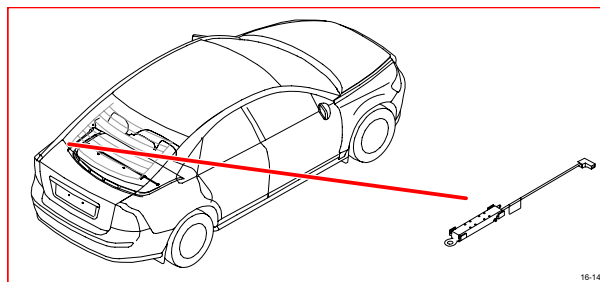
**16/140 SIM card reader**



**16/136 Treble speaker, rear left door**



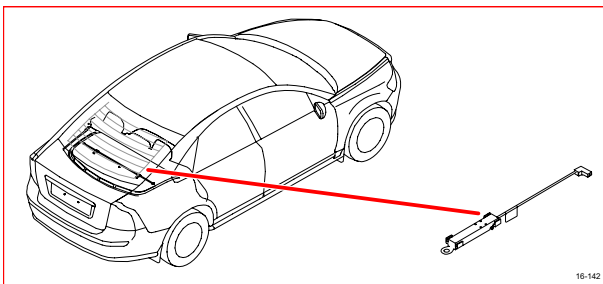
**16/141 Interference filter, rear window, left**



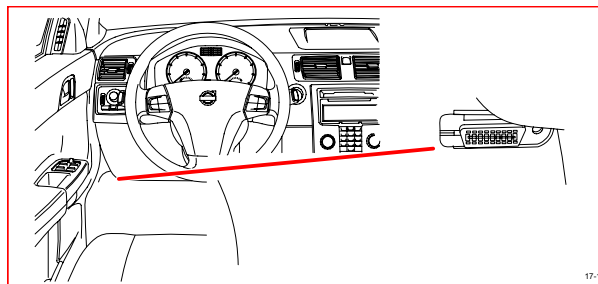
# Component illustrations

## 16/142 - 17/39

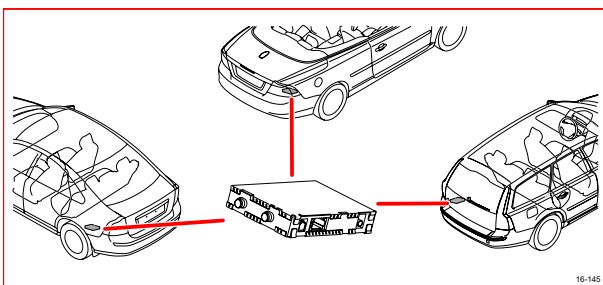
**16/142 Interference filter, rear window, right**



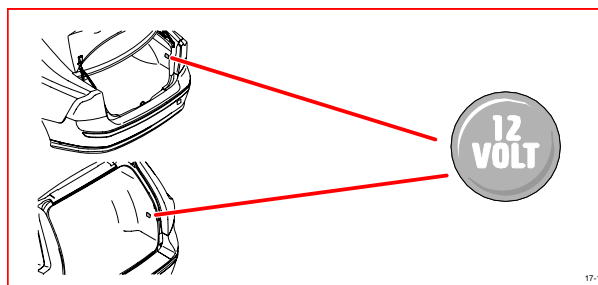
**17/13 Data link connector**



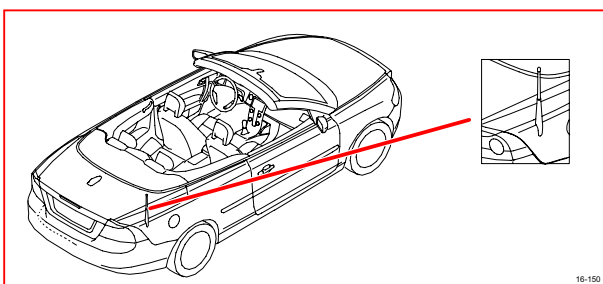
**16/145 Remote Digital Audio Receiver (RDAR)**



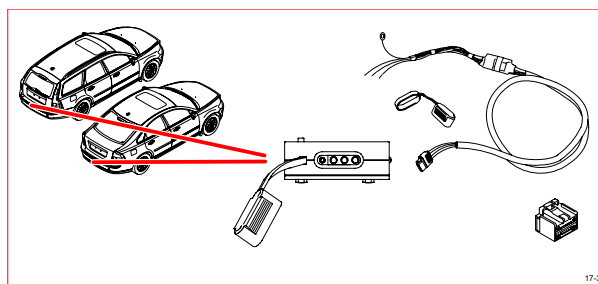
**17/19 12V outlet, cargo compartment**



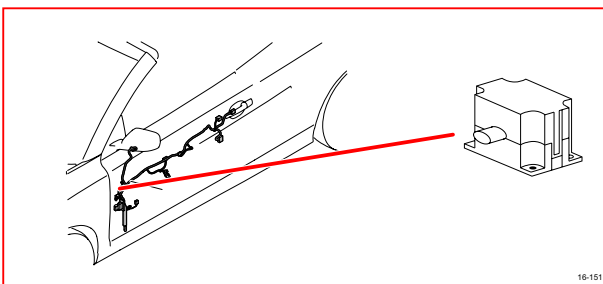
**16/150 AM/FM antenna and amplifier, rear right fender**



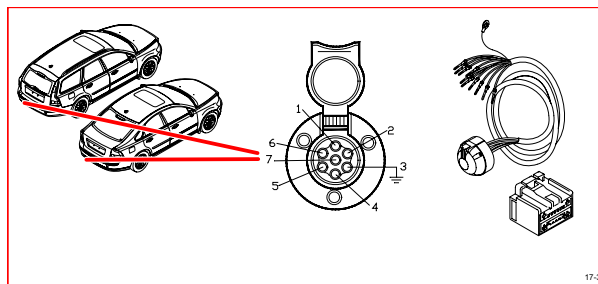
**17/37 4-pin outlet, tow hitch cable harness**



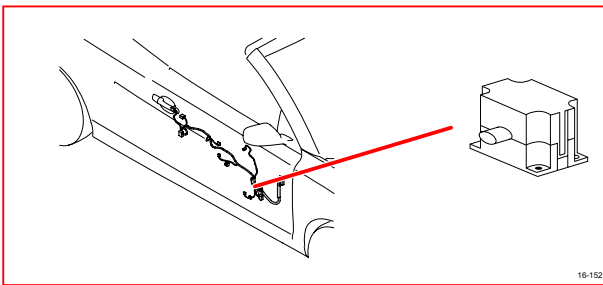
**16/151 Distribution filter, front left door**



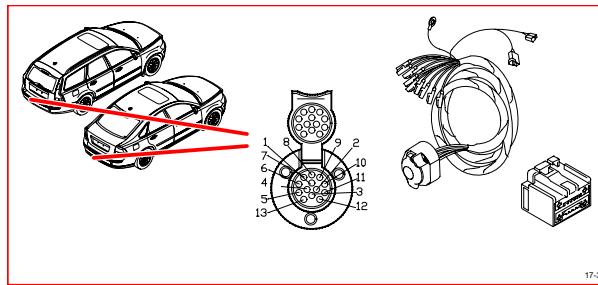
**17/38 7-pin outlet, tow hitch cable harness**



**16/152 Distribution filter, front right door**



**17/39 13-pin outlet, tow hitch cable harness**

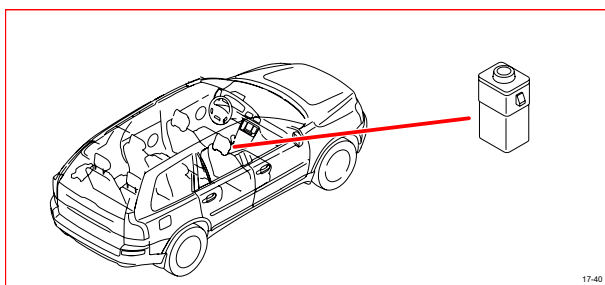




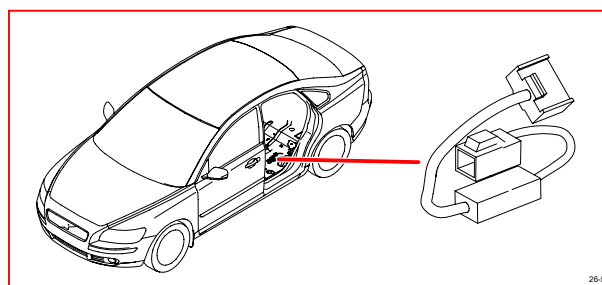
# Component illustrations

## 17/40 - 31/10

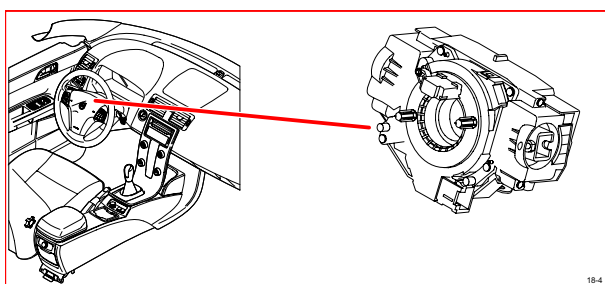
**17/40 External equipment input (AUX)**



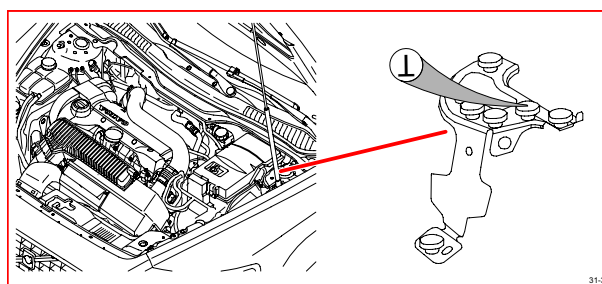
**26/5 DC/AC converter, fuel tank**



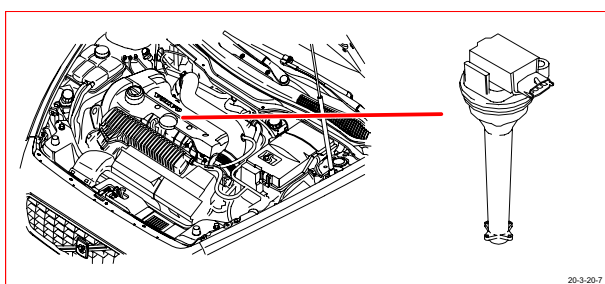
**18/4 Contact reel**



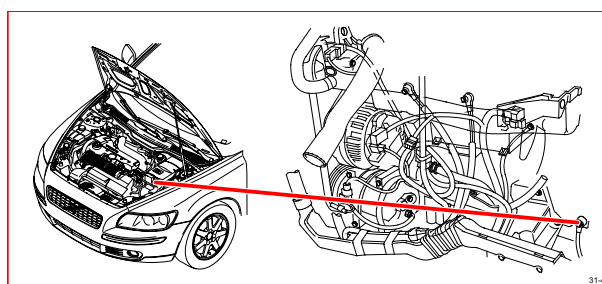
**31/3 Ground connection, left MacPherson strut tower**



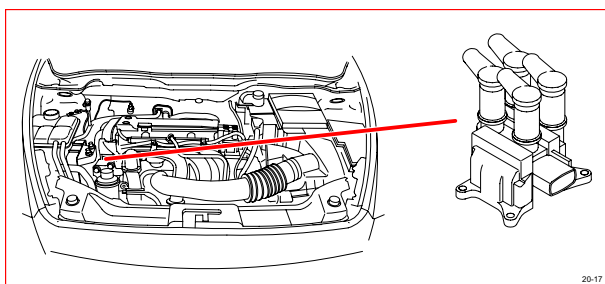
**20/3-7 Spark plug and ignition coil**



**31/4 Ground connection, engine**



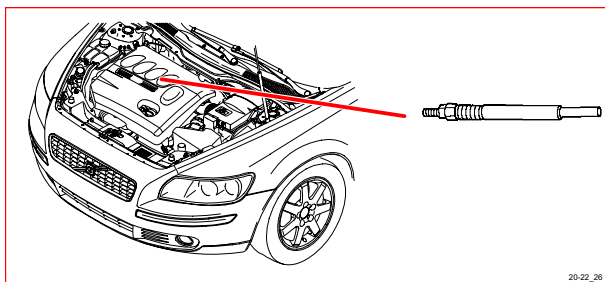
**20/17 Transformer, ignition coils**



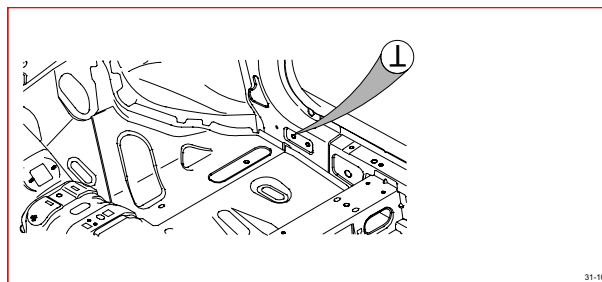
**31/6 Ground connection, A-post, driver's side**



**20/22-26 Glow plug**



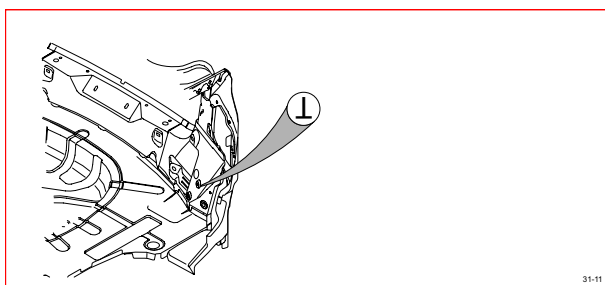
**31/10 Ground connection, A-post, passenger side**



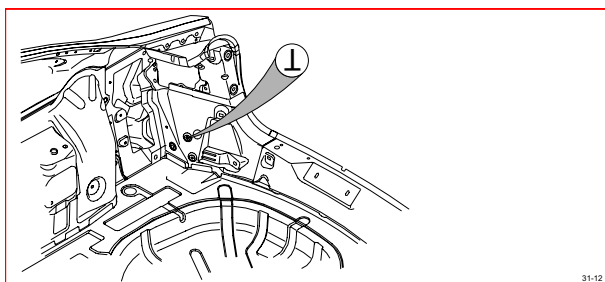
# Component illustrations

## 31/11 - 31/89

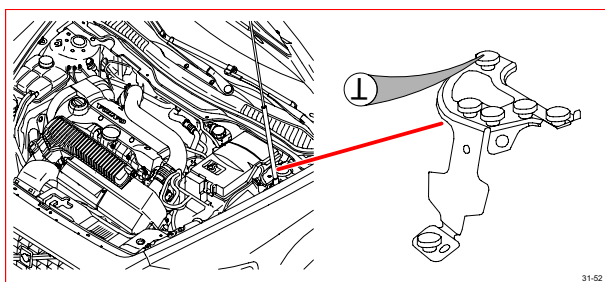
**31/11 Ground connection, rear left side**



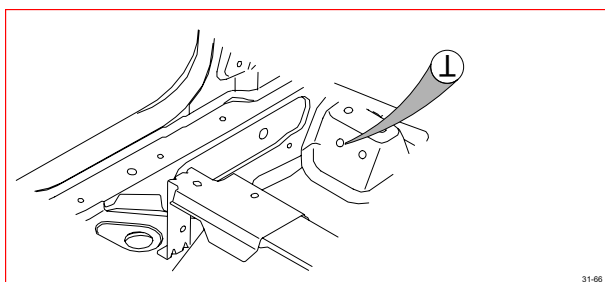
**31/12 Ground connection, rear right side**



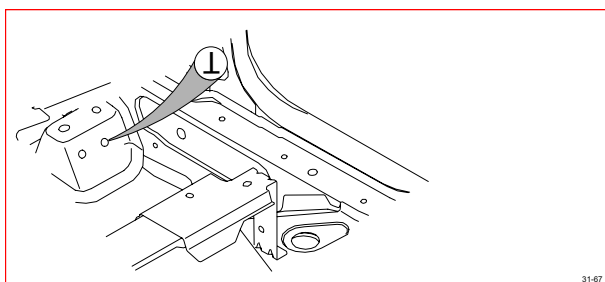
**31/52 Ground connection, left MacPherson strut tower**



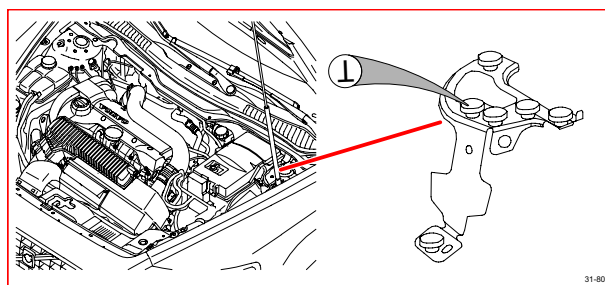
**31/66 Ground connection, front left seat riser**



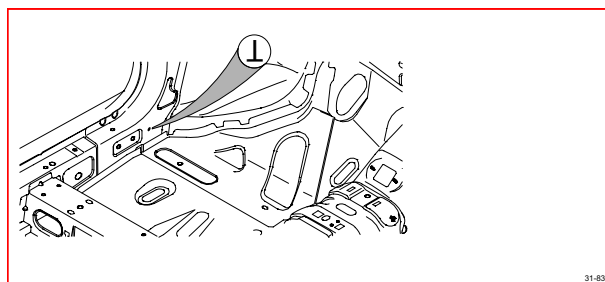
**31/67 Ground connection, front right seat riser**



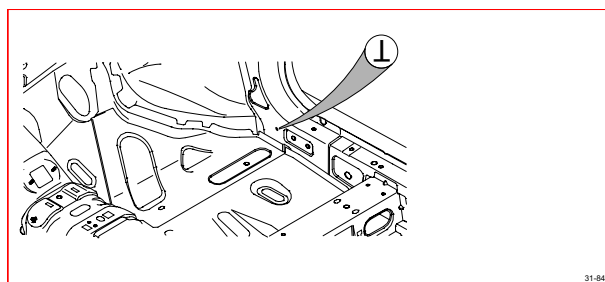
**31/80 Ground connection, left MacPherson strut tower**



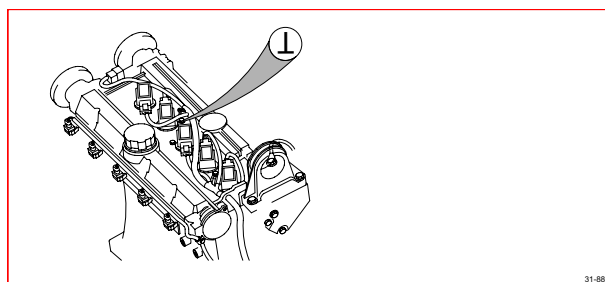
**31/83 Ground connection, A-post, driver's side**



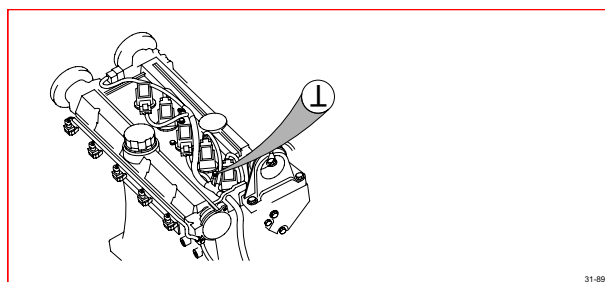
**31/84 Ground connection, A-post, passenger side**



**31/88 Ground connection, engine**



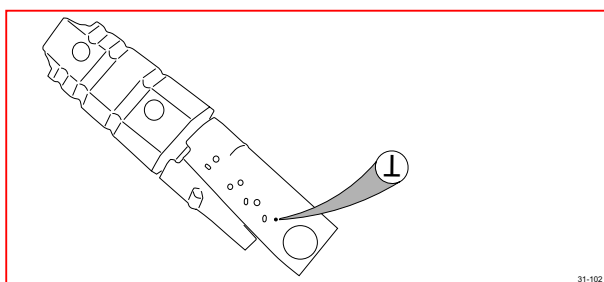
**31/89 Ground connection, engine**



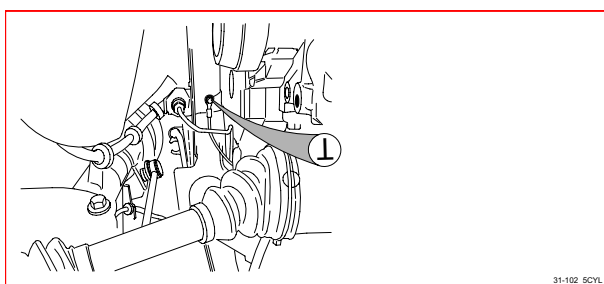
# Component illustrations

## 31/102 - 64/25G

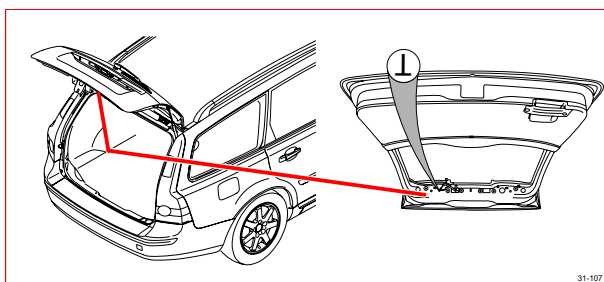
**31/102 Ground connection, front member, 4-cyl.**



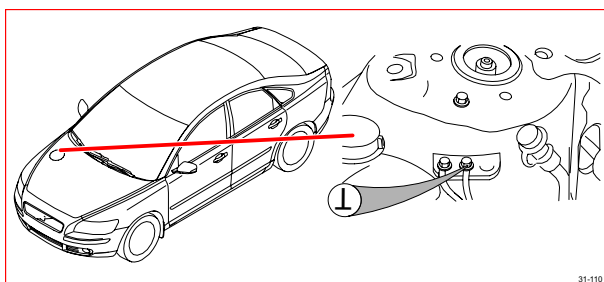
**31/102 Ground connection, front member, 5-cyl.**



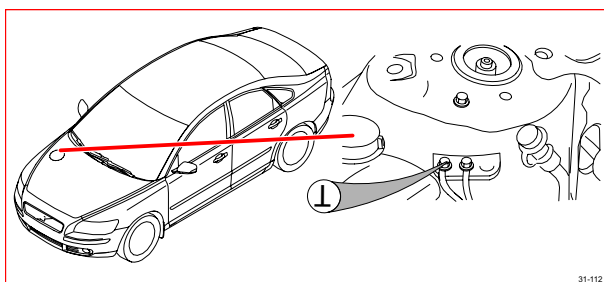
**31/107 Ground connection, tailgate (V50)**



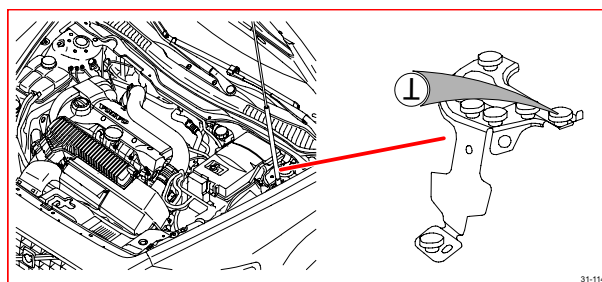
**31/110 Ground connection, right MacPherson strut tower**



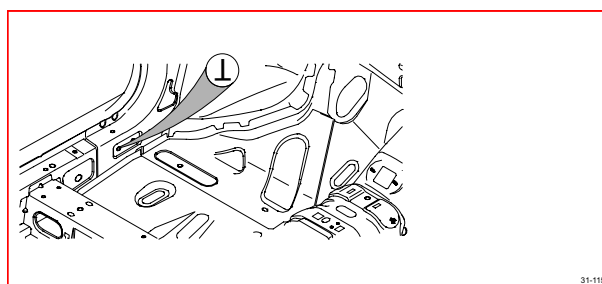
**31/112 Ground connection, right MacPherson strut tower**



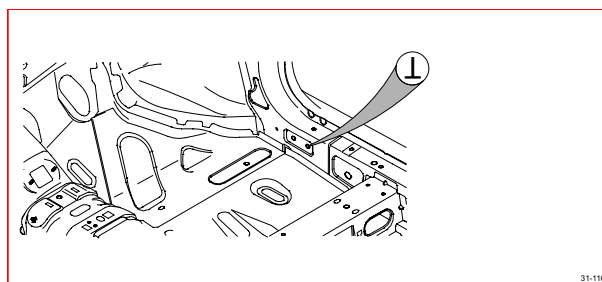
**31/114 Ground connection, left MacPherson strut tower**



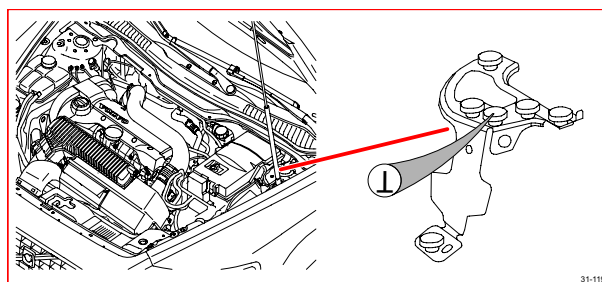
**31/115 Ground connection, left A-post**



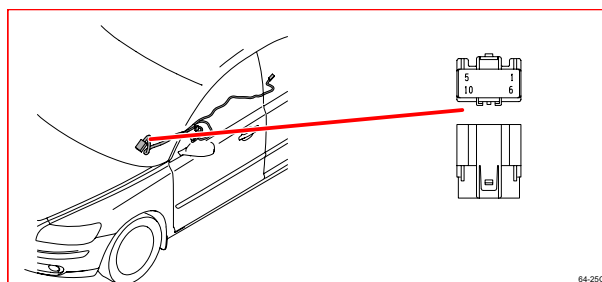
**31/116 Ground connection, right A-post**



**31/119 Ground connection, left MacPherson strut tower**



**64/25G Connector**

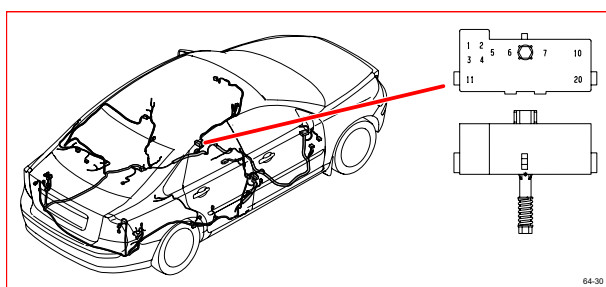




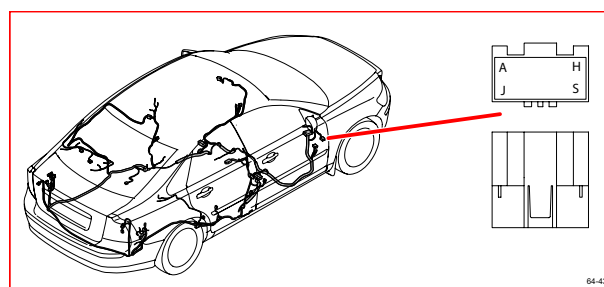
# Component illustrations

## 64/30 - 64/49

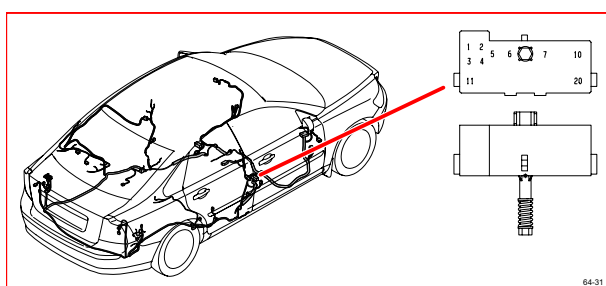
**64/30 Connector**



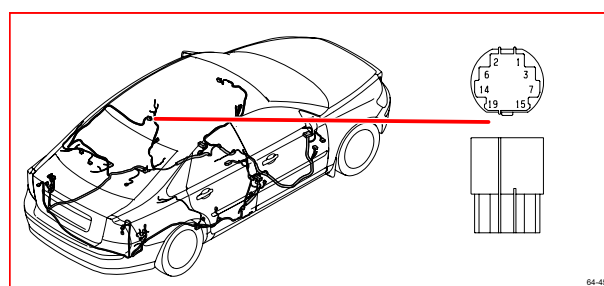
**64/43 Connector**



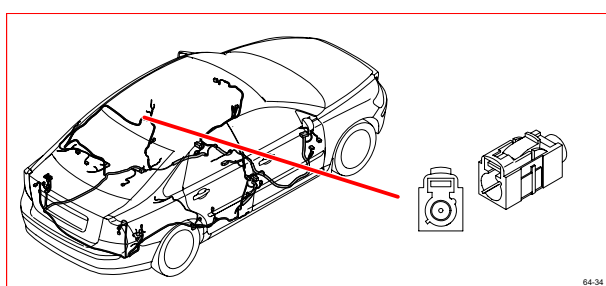
**64/31 Connector**



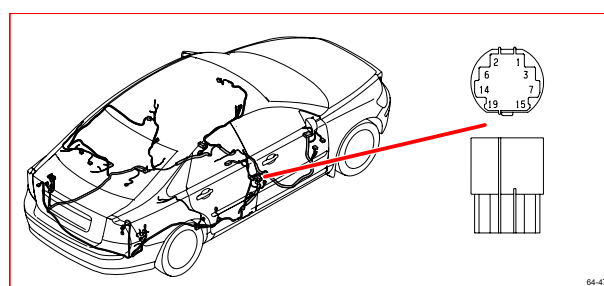
**64/45 Connector**



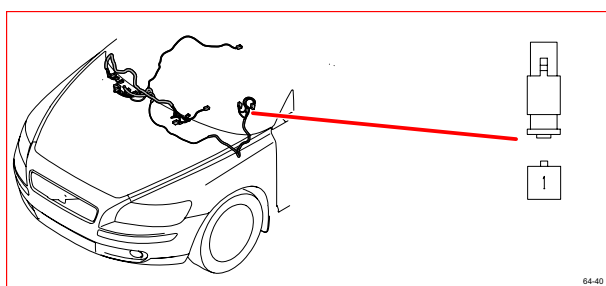
**64/34 Connector**



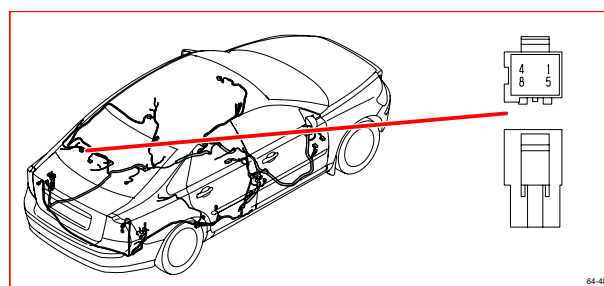
**64/47 Connector**



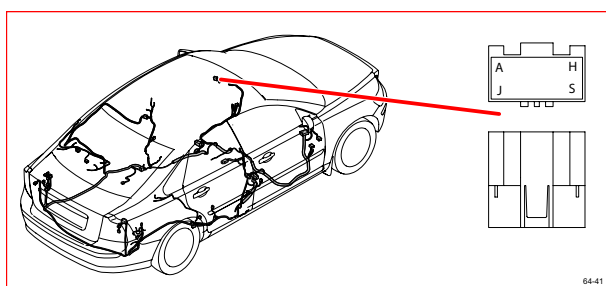
**64/40 Connector**



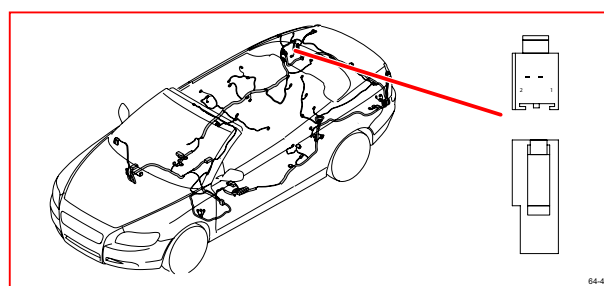
**64/48 Connector, S40/V50**



**64/41 Connector**



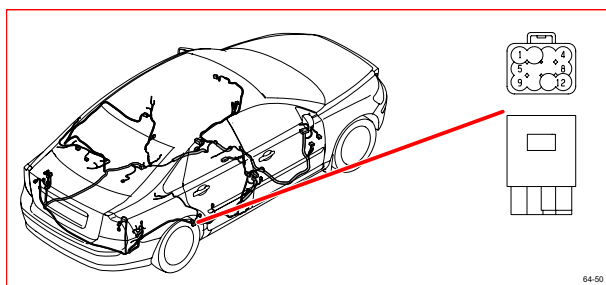
**64/49 Connector**



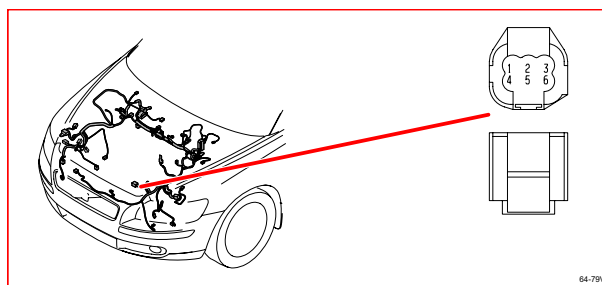
# Component illustrations

## 64/50 - 64/111

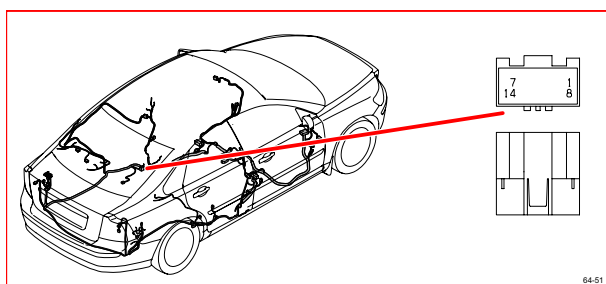
**64/50 Connector**



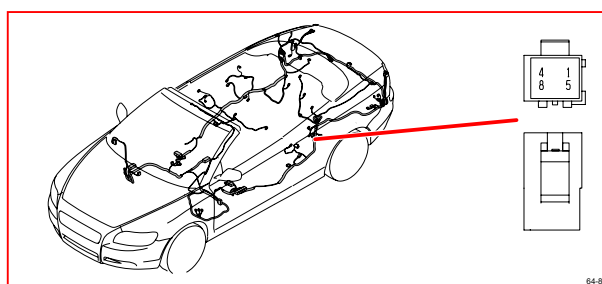
**64/79V Connector**



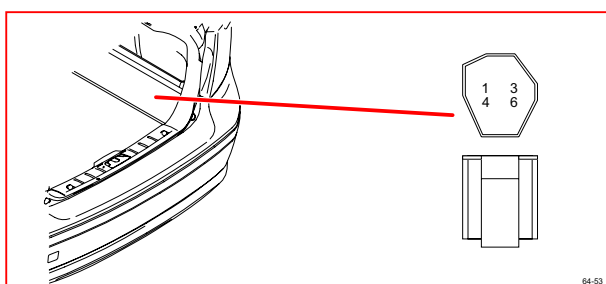
**64/51 Connector**



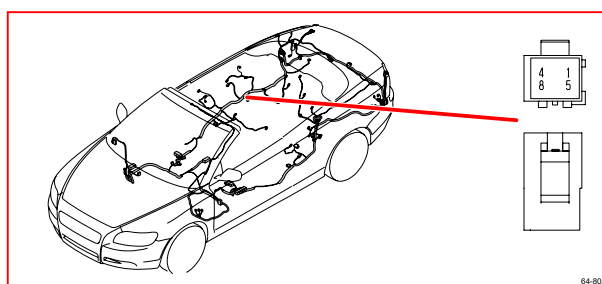
**64/80 Connector**



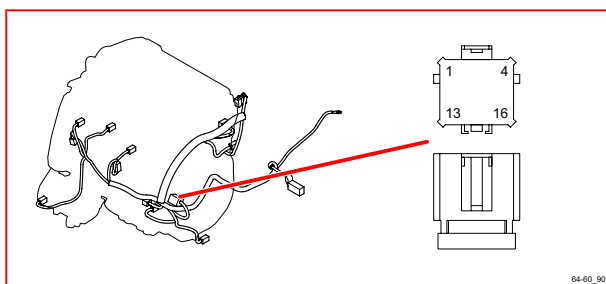
**64/53 Connector**



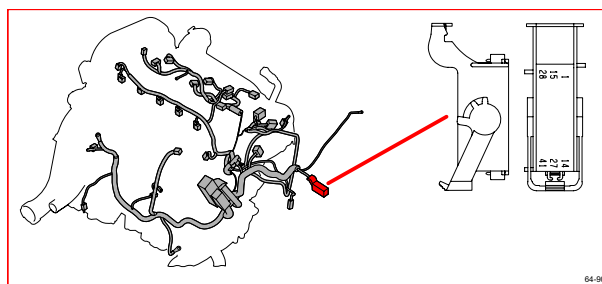
**64/80A Connector**



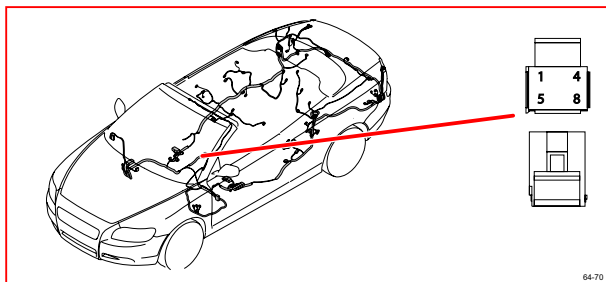
**64/60 Connector**



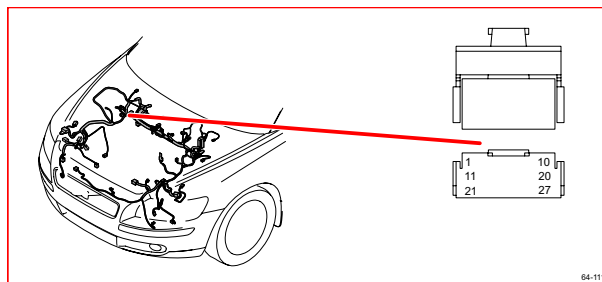
**64/90 Connector**



**64/70 Connector**



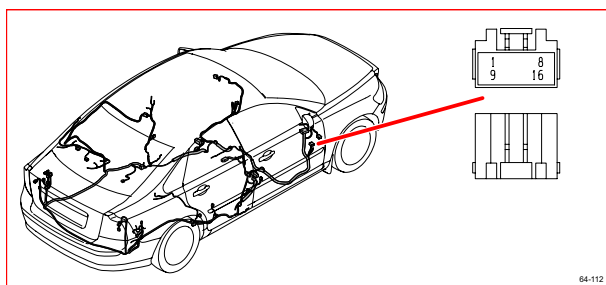
**64/111 Connector**



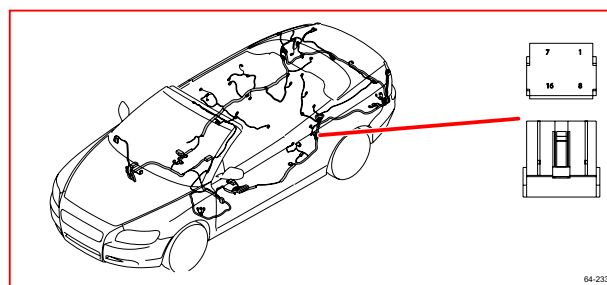
# Component illustrations

## 64/112 - 64/322

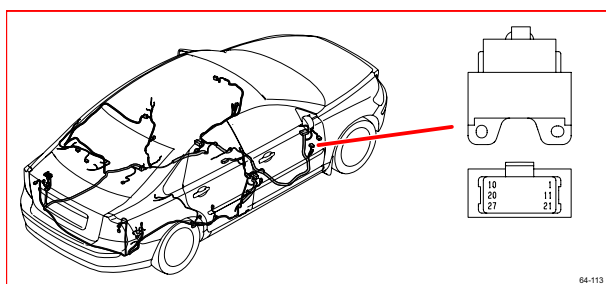
**64/112 Connector**



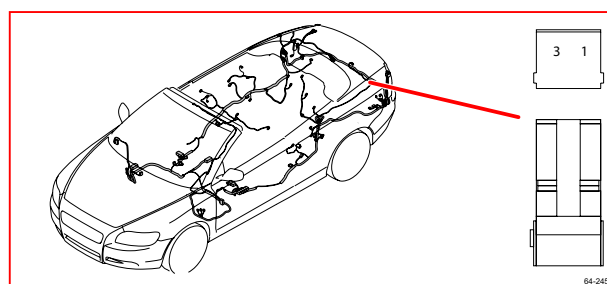
**64/233 Connector**



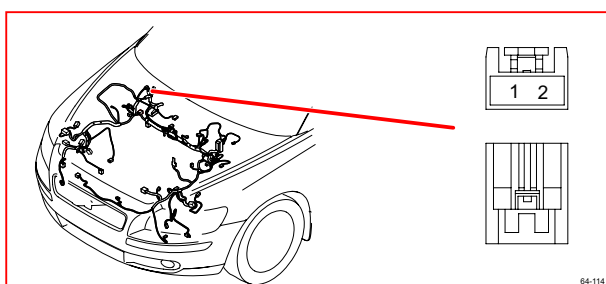
**64/113 Connector**



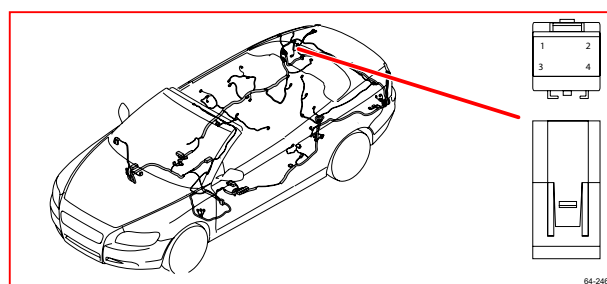
**64/245 Connector**



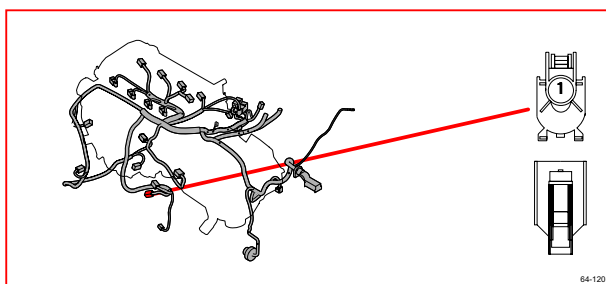
**64/114 Connector**



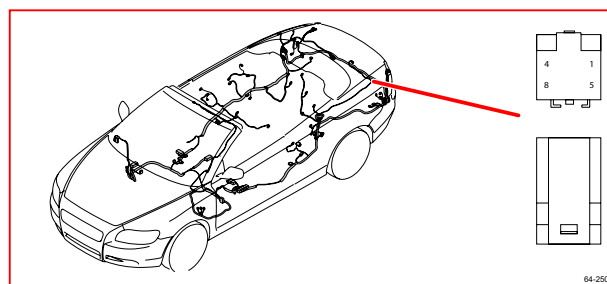
**64/246 Connector**



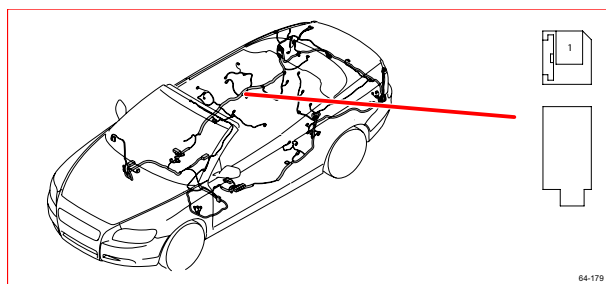
**64/120 Connector**



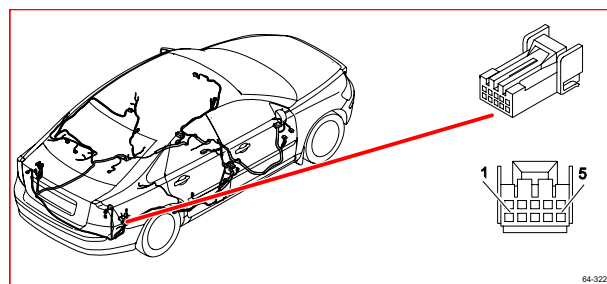
**64/250 Connector**



**64/179 Connector**



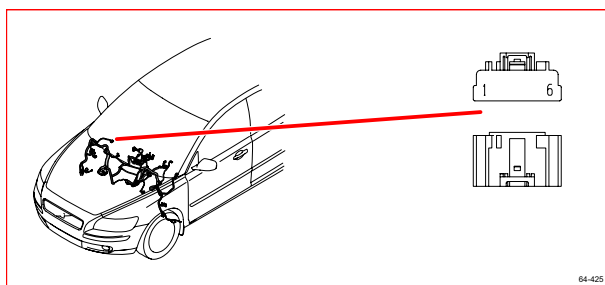
**64/322 Connector**



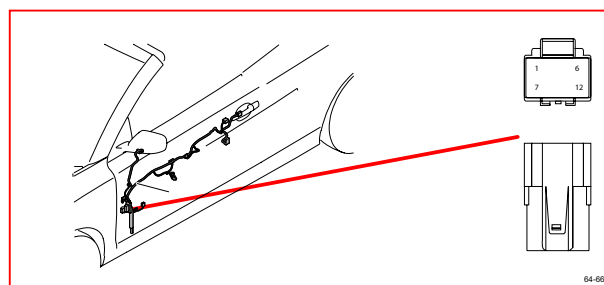
# Component illustrations

## 64/425 - 64/707

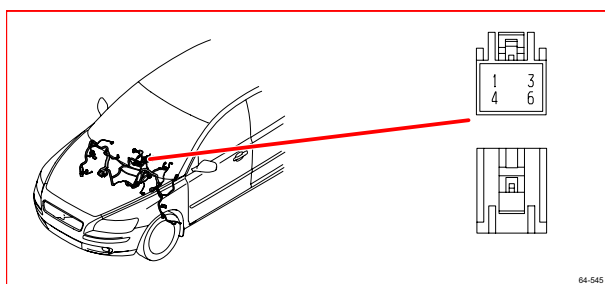
**64/425 Connector**



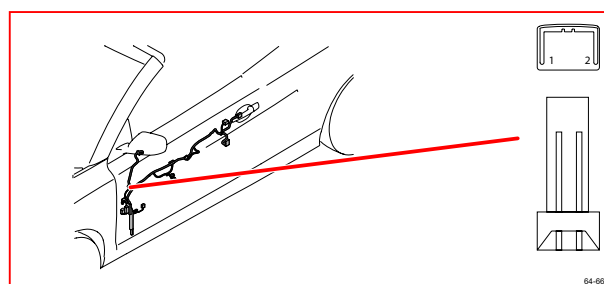
**64/660 Connector**



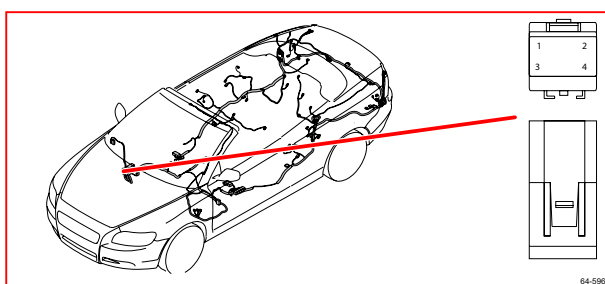
**64/545 Connector**



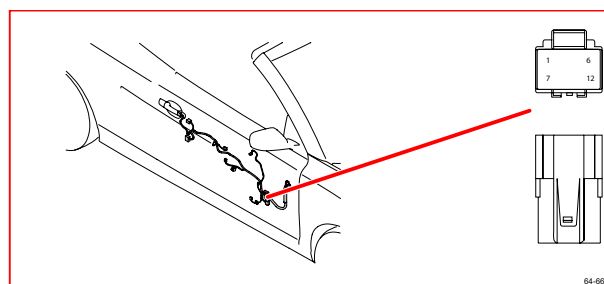
**64/661 Connector**



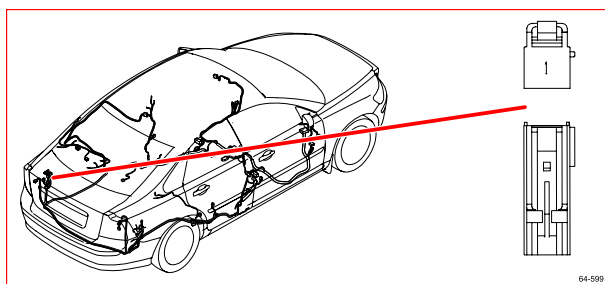
**64/596 Connector**



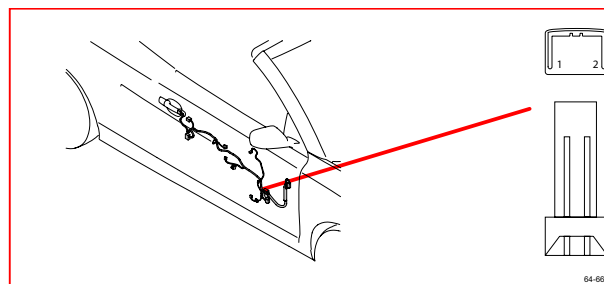
**64/662 Connector**



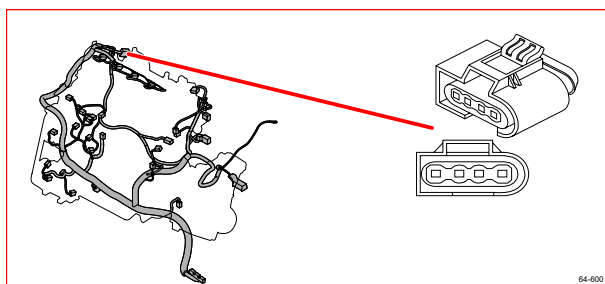
**64/599 Connector**



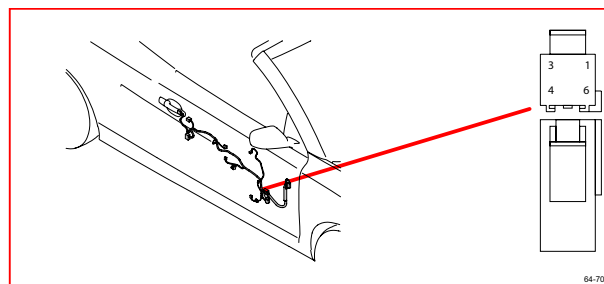
**64/663 Connector**



**64/600 Connector**



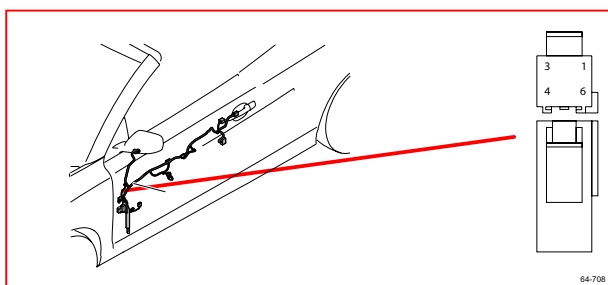
**64/707 Connector**



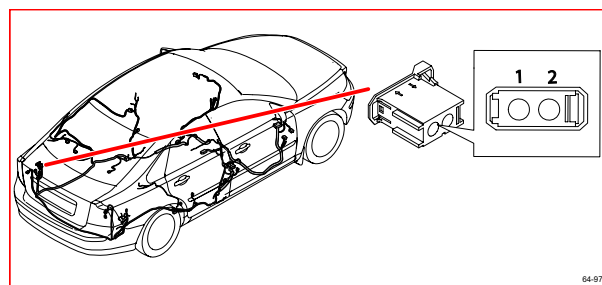
# Component illustrations

## 64/708 - F/no.

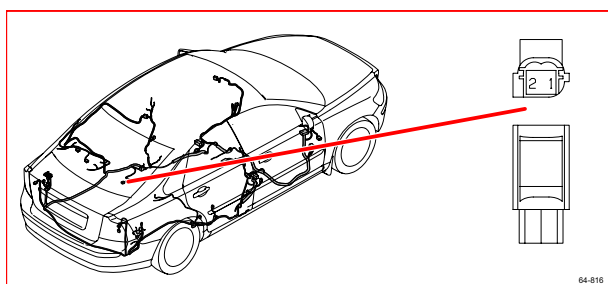
**64/708 Connector**



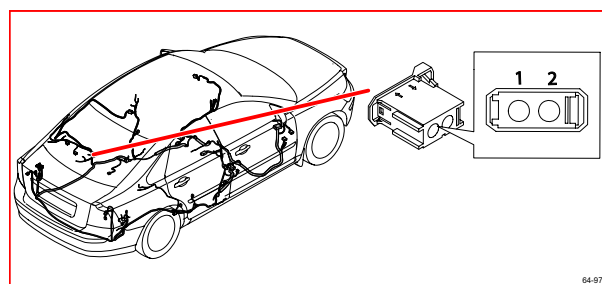
**64/978 Connector**



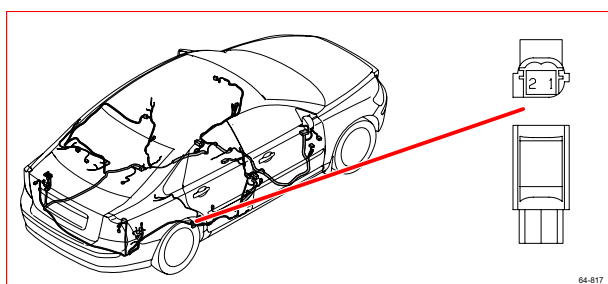
**64/816 Connector**



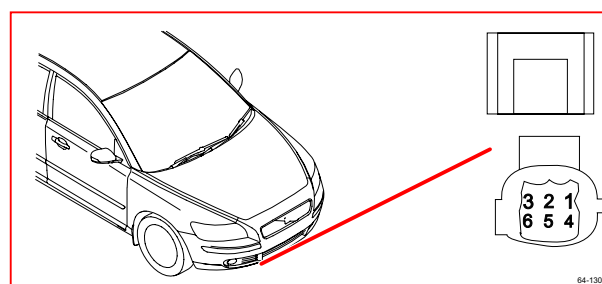
**64/979 Connector**



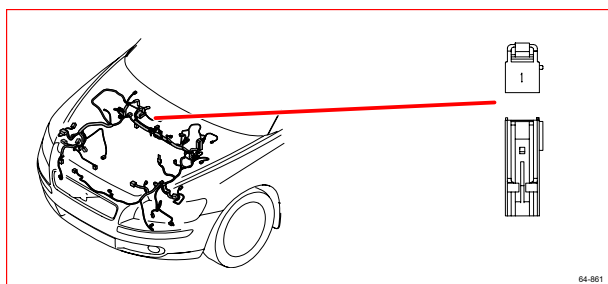
**64/817 Connector**



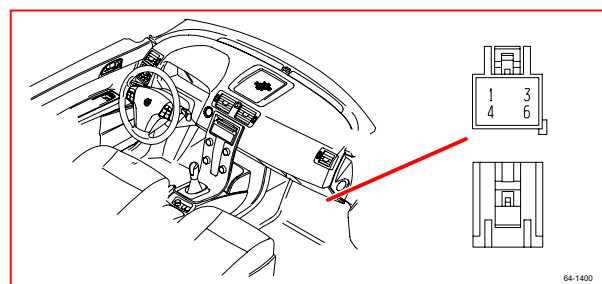
**64/1300 Connector**



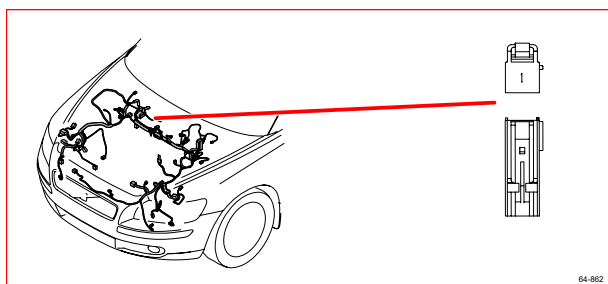
**64/861 Connector**



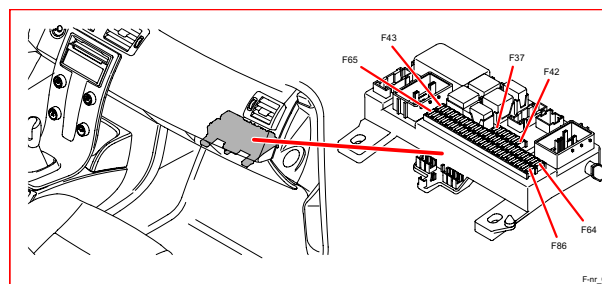
**64/1400 Connector**



**64/862 Connector**



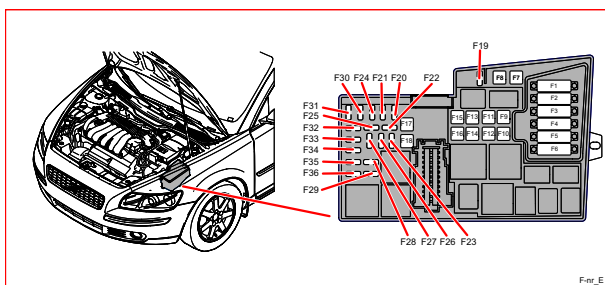
**F/no. Fuse, passenger compartment**



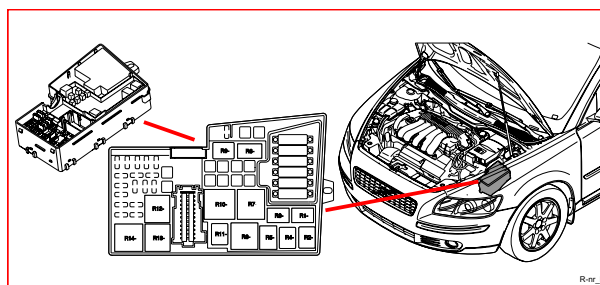
# Component illustrations

## F/no. - 64X/322

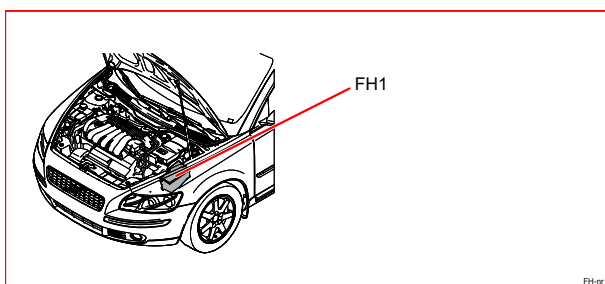
### F/no. Fuse, engine compartment



### R/no. Relay, engine compartment

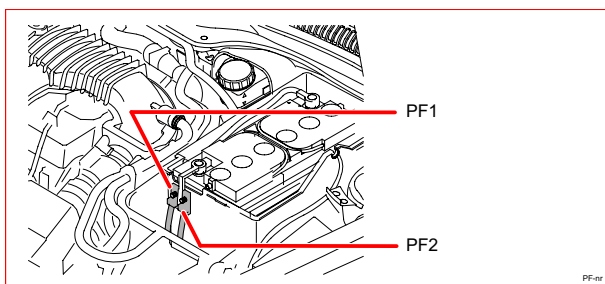


### FH/no. Fuse in holder

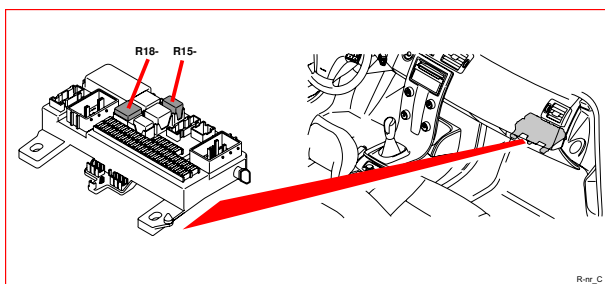


- 10X/17C Connector interface, original car
- 10X/18C Connector interface, original car
- 16X/1A Connector interface, original car
- 16X/105A Connector interface, original car
- 16X/105B Connector interface, original car
- 17X/19 Connector interface, original car
- 64X/322 Connector interface, original car

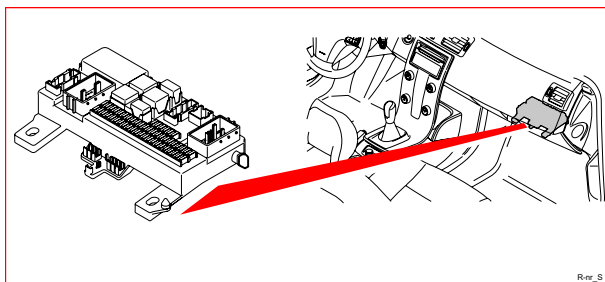
### PF/no. Main fuse by battery



### R/no. Relay, passenger compartment



### R/no. Relay, soldered







# Index 1:2

12V outlet ..... 117, 118

## A

Abbreviations ..... 7  
Accessories ..... 97, 116, 120, 121, 122,  
..... 140, 141, 142, 143, 144, 189, 190  
Accessory Electronic Module (AEM) ..... 46, 116  
Alternator and voltage regulator, Group 32 ..... 70  
Anti-theft alarm ..... 114, 115  
Audio ..... 126, 128  
Audio High Performance/Premium Sound ..... 130, 132  
Auto-dimming rearview mirror ..... 191  
Automatic beam length adjustment (Bi-Xenon) ..... 79  
Automatic transmission AW55-51 ..... 145  
Auxiliary lights ..... 97

## B

Blind Spot Information System ..... 169  
Brake control system ..... 148  
Brake control system & DSTC ..... 149  
Brake lights ..... 88, 89  
Brake system, Group 59 ..... 148  
Branching points ..... 229

## C

Cable harness routing in vehicle ..... 240  
Cellular phone ..... 134  
Central Electronic Module ..... 36  
Central locking system C70 ..... 153  
Central locking, front doors ..... 151  
Central locking, fuel filler flap ..... 158  
Central locking, rear doors ..... 152  
Central locking, storage compartment ..... 156  
Central locking, tailgate ..... 154  
Child safety lock ..... 157  
Climate control system ..... 184  
Climate control system PTC elements ..... 181  
Climate control system, 4-cyl ..... 182  
Climate control system, Diesel ..... 186  
Climate control system, Group 87 ..... 181  
Color abbreviations ..... 7  
Component illustrations ..... 261  
Connectors ..... 195  
Control modules ..... 34  
Cooling fan ..... 66  
Cooling fan, Diesel ..... 67  
Cooling system, Group 26 ..... 66  
Countries/Markets, abbreviations ..... 7  
Cruise control, 4-cyl. 1.6 ..... 69  
Cruise control, 5-cyl ..... 68

## D

Dashboard harness ..... 245  
Data communication, High speed CAN ..... 40  
Data communication, LIN ..... 43  
Data communication, Low speed CAN ..... 38  
Data communication, MOST ..... 41  
Diagnostics system ..... 119  
Differential Electronic Module (DEM) ..... 147  
Direction indicators ..... 98, 100  
Direction indicators, Bi-Xenon ..... 99, 101  
Doors and openings, Group 83 ..... 151  
Driver information module ..... 123  
Driver's door harness ..... 255  
Driver's seat memory function ..... 170, 171

## E

Electric engine heater Flexifuel ..... 190  
Electrical distribution overview ..... 10  
Electronic power steering ..... 150  
Emission control, 4-cyl. 1.6 ..... 62  
Emission control, 4-cyl. 1.8 ..... 63  
Emission control, 5-cyl ..... 64  
Emission control, 5-cyl. Turbo ..... 65  
Engine compartment harness, 4-cyl. .... 244  
Engine compartment harness, 5-cyl. .... 244  
Engine compartment harness, Turbo ..... 244  
Engine control, Group 27 ..... 68  
Engine harness ..... 240  
Engine harness, 4-cyl. 1.6l ..... 240  
Engine harness, 4-cyl. 1.8l ..... 240  
Engine harness, 5-cyl. .... 241  
Engine harness Diesel ..... 242  
Engine harness, Turbo ..... 241  
Engine management system Diesel, 4-cyl. 1.6l ..... 58  
Engine management system Diesel, 4-cyl. 2.0l ..... 60  
Engine management system Diesel,  
5-cyl. 2.4l ..... 47, 48, 49  
Engine management system, 4-cyl. 1.6l ..... 50  
Engine management system, 4-cyl. 1.8l ..... 52  
Engine management system, 5-cyl ..... 54  
Engine management system, 5-cyl. Turbo ..... 56  
Exterior decorative elements, etc., Group 84 ..... 165

## F

Floor harness ..... 246, 247  
Floor harness V50 ..... 248  
Fog lights ..... 84, 85  
Fog lights LHD, Japan ..... 86, 87  
Follow-me-home lighting ..... 75  
Driver's door harness ..... 254  
Front parking assistance ..... 113  
Fuel system, Group 23 ..... 47  
Fuses ..... 12, 15  
Fuses by the battery ..... 21  
Fuses in the Central Electronic Module  
(CEM) ..... 17, 18, 19, 20  
Fuses in the engine compartment  
distribution box ..... 12, 13, 14, 15, 16

## G

Ground connections ..... 27

## H

Handsfree Max ..... 142  
Handsfree Universal ..... 140  
Hazard warning flashers ..... 98, 100  
Hazard warning flashers (Bi-Xenon) ..... 99, 101  
Headlight washer ..... 103  
Heated door mirrors ..... 167  
Heated rear window ..... 168  
Heated seats ..... 180  
High and low beam ..... 76  
High and low beam (Bi-Xenon) ..... 77  
Horn ..... 106  
How to use the wiring diagrams ..... 8

## I

Ignition switch and relays ..... 22  
Ignition switch symbols ..... 7  
Immobilizer ..... 107  
Instrument and control illumination ..... 96  
Instruments, Group 38 ..... 123, 125



## Index 2:2

Interior lighting .....	92, 93, 94
Internal equipment, Group 88 .....	191, 192

### K

Keyless Vehicle Module (KVM) .....	108, 110
------------------------------------	----------

### L

Lighting, Group 35 .....	75
--------------------------	----

### M

Manual beam length adjustment .....	78
MOST .....	41, 46
Multimedia .....	137

### O

Other, abbreviations .....	7
Other, Group 39 .....	126
Overview of control module designations .....	35
Overview of control module locations .....	34
Overview of ground connections .....	27

### P

Parking heater, auxiliary heater .....	188
Passenger door harness .....	254, 255, 256
Position/Parking lights .....	80
Position/Parking lights, (Bi-Xenon) .....	81
Power door mirrors .....	165
Power driver's seat with memory function .....	170, 171, 172
Power passenger seat with memory function .....	174, 175
Power roof .....	164
Power seat .....	176, 178
Power sunroof .....	163
Power supply .....	71
Power supply, 4-cyl .....	70
Power windows, front doors .....	160, 161
Power windows, rear doors .....	162
PTC element .....	181

### R

Rear door harness .....	257
Rear parking assistance .....	112

Rear window wiper/washer .....	104
Relay, electric engine heater .....	189
Relays .....	22
Relays in Engine compartment distribution box .....	23
Relays in the Central Electronic Module (CEM) .....	24
Relays, general .....	22
Reversing lights .....	90, 91
Roof harness S40 .....	252
Roof harness V50 .....	252

### S

Satellite radio .....	136
Seat belt reminder .....	124, 125
Signal receiver, remote-control, central locking .....	159
Soldered relays .....	25
SRS .....	192, 193
Start Control Module (SCU) .....	45
Starting system, 4-cyl .....	72
Starting system, 5-cyl .....	73
Starting system, 5-cyl. Diesel .....	74
Starting system, Group 33 .....	72
Steering column lock module (SCL) .....	107
Steering, Group 64 .....	150
Supplemental Restraint System Module (SRS) .....	192, 193

### T

Table of Contents .....	3
Tail lights .....	80
Tail lights (Bi-Xenon) .....	81
Tow hitch cable harness, 13-pin .....	122
Tow hitch cable harness, 7-pin .....	120, 121
Traffic information .....	137
Transmission M66 .....	146
Transmission, Group 43 .....	145
Trunk lid/tailgate harness .....	259
Tunnel harness .....	253
Turn by Turn navigation .....	138

### W

Windshield wiper/washer .....	102
Wiring and fuses, Group 37 .....	117

## List of components 1:6

1/1	Battery	3/111	Light Switch Module (LSM)
		3/112	Climate Control Module (CCM)
2/16	Relay, rear window wiper	3/117	Switch unit, ceiling light
2/17	Relay, horn	3/126	Driver Door Module (DDM)
2/22	Relay, climate control system	3/127	Passenger Door Module (PDM)
2/23	Relay, fuel pump	3/128	Rear Left Door Module (LDM)
2/32	Main relay, engine management system	3/129	Rear Right Door Module (RDM)
		3/155	Program selector, automatic transmission
2/34	Relay, front fog lights		
2/35	Relay, starter motor	3/156	Gear Selector Module (GSM)
2/63	Relay, high beam	3/157	Switch, passenger side airbag
2/64	Relay, auxiliary lights (accessory)	3/173	Switch, trunk lid/tailgate private lock
2/80	Relay, reversing light	3/174	Switch, reduced alarm
2/82	Relay, heated rear window	3/217	Belt buckle contact, rear left
2/89	Relay, interior lighting	3/218	Belt buckle contact, center rear
2/92	Relay, windshield washer motor	3/219	Belt buckle contact, rear right
2/93	Relay, rear window washer motor	3/254	Steering Wheel Module (SWM)
2/142	Fuel filter preheater relay	3/255	Position sensor, driver's seat
2/157	Relay, subwoofer control module	3/256	Position sensor, passenger seat
2/159	Relay, infotainment	3/258	Contact, locking front left
2/182	Relay, headlight washer motor	3/259	Contact, locking, front right
2/192	Relay, electric engine heater, 4-cyl.	3/260	Contact, locking, rear left
2/192	Relay, electric engine heater, 5-cyl.	3/261	Contact, locking, rear right
2/193	Relay, comfort functions	3/262	Contact, unlocking, front left
2/238	Relay, audio disconnection	3/263	Contact, unlocking, front right
		3/264	Contact, unlocking, rear left
3/1	Ignition switch	3/265	Contact, unlocking, rear right
3/4	Switch unit, cruise control (SWS)	3/267	Switch unit, telematics
3/6	Switch, hazard warning flashers	3/268	Load assistance switch
3/8	Switch, heated rear window/exterior rearview mirrors	3/271	Contact, immobilizer, clutch pedal
		3/286	BLIS switch
3/9	Contact brake light		
3/10	Reversing light contact	4/7	Combustion Preheater Module (CPM)
3/25	Switch, power sunroof	4/9	Supplemental Restraint System Module (SRS)
3/25	Switch, power roof, C70		
3/26	Switch unit, power driver's seat	4/16	Brake Control Module (BCM)
3/27	Switch unit, power passenger seat	4/28	Transmission Control Module (TCM)
3/35	Switch, handle, trunk lid/tailgate	4/31	Fan control module
3/37	Contact horn	4/33	Sunroof control module
3/39	Clutch pedal contact	4/46.1	Engine Control Module (ECM), 5-cyl
3/46	Seat contact, passenger seat	4/46.2	Engine Control Module (ECM), 5-cyl. Turbo
3/47	Parking brake contact	4/46.3	Engine Control Module (ECM), 5-cyl. 2.4l D
3/60	Switch, auxiliary lights	4/46.4	Engine Control Module (ECM), 4-cyl. 2.0l D
3/62	Hood alarm contact	4/46.5	Engine Control Module (ECM), 4-cyl. 1.6l D
3/74	Lock unit, driver's door	4/46.6	Engine Control Module (ECM), 4-cyl. 1.8l
3/75	Lock unit, passenger door	4/46.7	Engine Control Module (ECM), 4-cyl. 1.6l
3/76	Lock unit, rear left door	4/52	Power Seat Module (PSM)
3/77	Lock unit, rear right door	4/56	Central Electronic Module (CEM)
3/78	Lock unit, trunk lid/tailgate	4/56 A-H	Central Electronic Module (CEM)
3/80	Switch, central locking driver's door	4/59	Convertible Roof Module (CRM)
3/81	Power window switches, driver's door	4/71	Cooling fan control module
3/82	Switch, central locking passenger door	4/78	Accessory Electronic Module (AEM)
3/83	Switch, power window passenger door	4/82	Differential Electronic Module (DEM)
3/85	Power window switch, rear left door	4/83	Control module fuel pump
3/86	Power window switch, rear right door	4/86	Parking Assistance Module (PAM)
3/93	Belt buckle contact, driver's seat	4/93	Keyless Vehicle Module (KVM)
3/94	Belt buckle contact, passenger seat		

## List of components 2:6

4/102	Steering Column Lock Module (SCL)	6/103	Damper Motor Module (DMM), floor/ventilation
4/103	Remote Receiver Module (RRX)	6/104	High pressure headlight washer motor
4/103	Signal receiver, keyless vehicle (RKE)	6/114	Vacuum pump
4/109	Glow plug control module	6/117	Interior temperature sensor
4/110	Trailer Module (TRM)	6/118	Regulator motor, swirl throttle
4/111	Additive Dosing Module (ADM)	6/120	Engine throttle body
4/112	Control module, gas discharge lamp master, left	6/143	Regulator motor, Turbo
4/113	Control module, gas discharge lamp slave, right	6/149	Electric catch motor
4/126	Left Camera Module (LCM)	6/155	Pump unit, roof operation
4/127	Right Camera Module (RCM)		
5/1	Driver Information Module (DIM)	7/4	Brake fluid level sensor
6/1	Wiper Motor Module (WMM)	7/5	Washer fluid level sensor
6/2	Washer pump	7/6	Oil pressure monitor, 4-cyl
6/16	Motor driver's seat, backrest angle	7/6	Oil pressure monitor, 5-cyl
6/17	Motor driver's seat, up/down front edge	7/6	Oil pressure monitor, Turbo
6/18	Motor driver's seat, up/down rear edge	7/6	Oil pressure monitor, Diesel
6/19	Motor driver's seat, fore/aft	7/8	Pressure sensor, climate control system
6/20	Motor passenger seat, fore/aft	7/12	Solar sensor, twilight sensor and indicator alarm
6/25	Starter motor	7/15	Heated oxygen sensor, front
6/26	Alternator	7/16	Sensor, coolant temperature
6/28	Motor, passenger compartment fan	7/17	Mass air flow sensor (MAF), 5-cyl
6/29	Motor, electric cooling fan	7/17	Mass air flow sensor (MAF), Turbo
6/32	Rear window wiper motor	7/21	Camshaft position sensor
6/33	Fuel pump	7/24	Front knock sensor, 4-cyl
6/35	Fuel pump, auxiliary heater	7/24	Front knock sensor, 5-cyl
6/37	Lock motor, fuel filler flap	7/24	Front knock sensor, Turbo
6/38	Motor, left headlight adjustment	7/25	Impulse sensor, 4-cyl
6/39	Motor, right headlight adjustment	7/25	Impulse sensor, 5-cyl
6/48	Damper Motor Module (DMM), recirculation	7/25	Impulse sensor, Turbo
6/62	Power rear-view mirror driver's door	7/25	Impulse sensor, Diesel
6/63	Power passenger door mirror	7/31	Sensor ABS, front left
6/64	Motor, passenger seat backrest angle	7/32	Sensor ABS, front right
6/65	Motor, passenger seat, front edge up/down	7/41	Temperature sensor evaporator
6/66	Motor passenger seat, up/down rear edge	7/51	Accelerator pedal sensor
6/67	Pump, fuel leakage control	7/56	Sensor ABS, rear left
6/71	Electrical Power Steering Module (EPS)	7/57	Sensor ABS, rear right
6/73	Coolant pump, auxiliary heater	7/61	Sensor input speed
6/95	Damper Motor Module (DMM), temperature, left side	7/62	Sensor output speed
6/96	Damper Motor Module (DMM), right-hand side	7/69	Sensor outdoor temperature
6/99	Engine EGR	7/71	Sensor boost pressure
6/102	Damper Motor Module (DMM), defroster	7/74	Sensor oil temperature, automatic transmission
		7/77	Temperature sensor, intake air 1
		7/77	Temperature sensor, intake air 2
		7/81	Pressure sensor, intake manifold
		7/82	Heated oxygen sensor, rear
		7/86	Intake air temperature sensor, Diesel
		7/93	Occupant Weight Sensor (OWS)

## List of components 3:6

7/100	Level sensor alarm, S40	8/3	Electromagnetic clutch, climate control system
7/100	Level sensor alarm, V50		
7/100	Level sensor, alarm, C70	8/6-10	Injection valves
7/108	Side impact sensor, rear left	8/18	EVAP valve
7/109	Side impact sensor, rear right	8/19	Solenoid, variable valve timing, intake
7/110	Sensor temperature driver's seat	8/28	Turbocharger control valve
7/111	Sensor temperature passenger seat	8/30	Airbag igniter, driver's side
7/115	Side impact sensor, left B-post	8/31	Airbag igniter, passenger side
7/116	Side impact sensor, right B-post	8/32	Igniter, airbag stage 2, passenger side
7/120	Angle sensor, Bi-Xenon rear	8/33	Igniter, belt tensioner, driver's side
7/121	Angle sensor, Bi-Xenon front	8/34	Igniter, belt tensioner, passenger side
7/122	Mass Movement Sensor module (MMS), front, S40/V50	8/36	Solenoid shift lock
7/122	Mass Movement Sensor module (MMS), front, C70	8/37	Automatic transmission
7/123	Clutch pedal sensor	8/38	Shift solenoid 1
7/124	Sensor brake pedal	8/39	Shift solenoid 2
7/130	Fuel level sensor, ejector side	8/40	Lock-up solenoid
7/131-		8/41	Pressure solenoid
7/134	Rear parking assistance sensor	8/45	Solenoid, variable valve timing, intake
7/143	Sensor fuel level, pump side	8/48	Auto-dimming rearview mirror
7/149	Rain Sensor Module (RSM)	8/51	Igniter side airbag, driver's side
7/154	Sensor fuel temperature	8/52	Igniter side airbag, passenger side
7/156	Fuel pressure and temperature sensor, 5-cyl	8/55	Igniter, rear left belt tensioner
7/156	Pressure and temperature sensor fuel, Turbo	8/56	Igniter, rear right belt tensioner
7/158	Rear mass movement sensor, S40/V50	8/57	Igniter, left anti-roll bar
7/158	Rear mass movement sensor, C70	8/58	Igniter, right anti-roll bar
7/159	Air Quality Sensor (AQS)	8/61	Igniter, airbag stage 2, driver's side
7/162	Pressure sensor, fuel line	8/65	Pressure monitor, power steering, S40-V50
7/163	Camshaft position sensor 2	8/66	Igniter, left inflatable curtain, S40/V50
7/164	Body Sensor Cluster Stability Sensor (BSC)	8/66	Igniter, left inflatable curtain, C70
7/165	Pressure and temperature sensor, intake manifold	8/67	Igniter, right inflatable curtain, S40/V50
7/166	Oil level sensor	8/67	Igniter, right inflatable curtain, C70
7/172	Position sensor camshaft, intake side	8/71	Throttle solenoid
7/173	Position sensor camshaft, exhaust side	8/72	Shift solenoid 3
7/174	Differential pressure sensor, particle filter	8/73	Shift solenoid 4
7/178	Front impact sensor, right	8/74	Shift solenoid 5
7/179	Front impact sensor, left	8/77	Control valve, fuel volume
7/182	Remote control IR sensor, RTI	8/81	Solenoid, variable valve timing outlet
7/186	Heated oxygen sensor, rear	8/82	Solenoid, variable turbo geometry
7/187	Center heated oxygen sensor	8/84	Switch, vacuum pump
7/190	Temperature sensor, exhaust gases upstream of particle filter	8/92	Lap belt tensioner, driver
7/191	Temperature sensor, exhaust gases downstream of particle filter	8/98	Control valve fuel pressure
7/192	Water detection sensor	8/99	Igniter, steering column
7/193	Position sensor turbo	8/111	High-pressure solenoid valve, Diesel
7/194	Sensor belt roller, driver	8/113	Bypass valve, EGR cooling
7/195	Sensor belt roller, passenger	8/114	Valve mixing air/fuel
7/198	Detector, windshield frame	8/119	Pressure monitor, climate control system
7/204-		8/120	EGR valve
7/207	Front parking assistance sensor	8/121	Valve coolant
7/208	Side impact sensor, left door, C70	8/122	Bypass valve, intercooler
7/209	Side impact sensor, right door, C70	8/127	Pressure switch, climate control system
7/220	Hall sensor, cargo compartment, C70	8/128	Driver's belt force limiter
7/221	Position sensor, rear roof section, C70	8/129	Passenger belt force limiter
7/222	Position sensor, front roof section, C70	8/132	Control valve inlet
7/223	Cargo compartment detector, C70	8/133	Control valve fuel pressure
7/224	Hall sensor, roof, C70	8/134	Solenoid, reverse interlock, manual
7/230	Sensor, folding of backrest	8/137	Lock motor, left door compartment
7/231	Sensor, folding of backrest	8/138	Lock motor, right door compartment
		8/139	Lock motor, ski hatch
		8/140	Lock motor, rear left seat compartment
		8/141	Lock motor, rear right seat compartment

## List of components 4:6

9/1	Front 12V outlet	10/25	Cargo compartment lighting
9/2	Heated rear window	10/26	Reading light, rear left
9/12	Seat Heating Module (SHM), driver's side	10/27	Reading light, rear right
9/13	Seat Heating Module (SHM), passenger side	10/29	Glove compartment lighting
9/16	Heating element, driver's seat backrest	10/43	Right brake light, S40/V50
9/17	Heating element, passenger seat backrest	10/43	Right brake light, C70
9/18	Heating element, driver's seat cushion	10/44	Right tail light 1, S40/V50
9/19	Heating element, passenger seat cushion	10/44	Right tail light 1, C70
9/25	Rear 12V outlet	10/45	Right tail light 2, S40/V50
9/30	Auxiliary heater	10/45	Right tail light 2, C70
9/32	PTC resistor, oil trap	10/46	Rear right fog light, S40/V50
9/33	Electrically heated rear-view mirror, driver's door	10/46	Rear right fog light, C70
9/34	Electrically heated rear-view mirror, passenger door	10/47	Rear right direction indicator, S40/V50
9/38	Electrically heated fuel filter	10/47	Rear right direction indicator, C70
9/41	PTC-element	10/48	Right reversing light, S40/V50
9/41.1	Electric engine heater	10/48	Right reversing light, C70
10/1	Lamp housing, front left	10/50	Left brake light, S40/V50
10/2	Lamp housing, front right	10/50	Left brake light, C70
10/3	License plate lighting	10/51	Left tail light 1, S40/V50
10/5	Fog light, front left	10/51	Left tail light 1, C70
10/6	Fog light, front right	10/52	Left tail light 2, S40/V50
10/11	Position/parking light, front left	10/52	Left tail light 2, C70
10/12	Position/parking light, front right	10/53	Rear left fog light, S40/V50
10/13	Direction indicator, front left	10/53	Rear left fog light, C70
10/14	Direction indicator, front right	10/54	Rear left direction indicator, S40/V50
10/15	Direction indicator, rear-view mirror driver's door	10/54	Rear left direction indicator, C70
10/16	Direction indicator, passenger door mirror	10/55	Left reversing light, S40/V50
10/17	Lamp housing, rear right, S40/V50	10/55	Left reversing light, C70
10/17	Lamp housing, rear right, C70	10/64	High beam, right
10/18	Lamp housing, rear left, S40/V50	10/65	Auxiliary light, front right
10/18	Lamp housing, rear left, C70	10/66	Low beam, right
10/19	Auxiliary brake light, S40/V50	10/68	High beam, left
10/19	Auxiliary brake light, C70	10/69	Auxiliary light, front left
10/22	Ceiling light, S40/V50	10/70	Low beam, left
10/22	Ceiling light, C70	10/97	Courtesy lighting, left
10/24	Cargo compartment lighting, S40	10/102	Courtesy lighting, right
10/24	Cargo compartment lighting, C70	10/114	Vanity mirror lighting, left
		10/115	Vanity mirror lighting, right
		10/148	Lighting, rear-view mirror driver's door
		10/149	Lighting, rear-view mirror passenger door
		10/150	Rear reading light
		10/245	Lock indicator, left door
		10/246	Lock indicator, right door
		15/31	Distribution box in engine compartment

## List of components 5:6

16/1	Integrated Audio Module (IAM)	16/145	Remote Digital Audio Receiver (RDAR)
16/1.2	Infotainment Control Module (ICM)	16/150	AM/FM antenna and amplifier, rear right fender
16/3	Speaker, passenger door	16/151	Distribution filter, front left door
16/4	Speaker, driver's door	16/152	Distribution filter, front right door
16/5	Speaker, rear right door		
16/6	Speaker, rear left door		
16/9	Window antenna	17/13	Data link connector
16/9.1	TMC antenna	17/19	12V outlet, cargo compartment
16/10	Horn 1	17/37	4-pin outlet, tow hitch cable harness
16/11	Horn 2	17/38	7-pin outlet, tow hitch cable harness
16/16	Window antenna amplifier	17/39	13-pin outlet, tow hitch cable harness
16/26	Speaker, dashboard middle	17/40	External equipment input (AUX)
16/35	Siren Control Module (SCM), S40		
16/35	Siren Control Module (SCM), V50		
16/35	Siren Control Module (SCM), C70	18/4	Contact reel
16/45	Road Traffic Information module (RTI)		
16/46	RTI Display	20/3-7	Spark plug and ignition coil
16/46.1	RTI Display	20/17	Transformer, ignition coils
16/47	GSM/GPS/RDAR antenna, S40/V50	20/22-26	Glow plug
16/47	GSM/GPS/RDAR antenna, C70	26/5	DC/AC converter, fuel tank
16/49	Traffic Message Channel Module (TMC)		
16/49.1	Traffic Message Channel Module (TMC)	31/3	Ground connection, left MacPherson strut tower
16/55	Treble speaker, driver's door	31/4	Ground connection, engine
16/56	Treble speaker, passenger door	31/6	Ground connection, A-post, driver's side
16/60	Phone Module (PHM)	31/10	Ground connection, A-post, passenger side
16/62	Hand unit, cellular phone	31/11	Ground connection, rear left side
16/64	Cellular phone antenna, S40/V50	31/12	Ground connection, rear right side
16/64	Cellular phone antenna, C70	31/52	Ground connection, left MacPherson strut tower
16/67	Antenna amplifier, bumper		
16/68	TMC and FM subantenna, bumper	31/66	Ground connection, front left seat riser
16/79	Subwoofer Module (SUB), S40/V50	31/67	Ground connection, front right seat riser
16/79	Subwoofer Module (SUB), C70	31/80	Ground connection, left MacPherson strut tower
16/93	Control module, cellular phone handsfree		
16/98	Microphone	31/83	Ground connection, A-post, driver's side
16/105	Audio Module (AUD)	31/84	Ground connection, A-post, passenger side
16/108	Multimedia Module (MMM)		
16/126	Holder, handsfree cellular phone	31/88	Ground connection, engine
16/127	Microphone, handsfree cellular phone	31/89	Ground connection, engine
16/128	Antenna, front left door lock	31/102	Ground connection, front member, 4-cyl.
16/129	Antenna, door lock, front right		
16/130	Antenna, rear left door lock	31/102	Ground connection, front member, 5-cyl.
16/131	Antenna, rear right door lock		
16/132	Antenna, door lock, bumper	31/107	Ground connection, tailgate (V50)
16/133	Antenna, rear door lock cabin 1, S40/V50	31/110	Ground connection, right MacPherson strut tower
16/133	Antenna door lock cabin 1 rear, C70		
16/134	Antenna, door lock cabin 2, S40/V50	31/112	Ground connection, right MacPherson strut tower
16/134	Antenna door lock cabin 2, C70		
16/135	Antenna, door lock cabin 3, S40/V50	31/114	Ground connection, left MacPherson strut tower
16/135	Antenna door lock cabin 3, C70		
16/136	Treble speaker, rear left door		
16/137	Treble speaker, rear right door	31/115	Ground connection, left A-post
16/138	Rear window antenna, right	31/116	Ground connection, right A-post
16/139	Global Positioning System module (GPS)	31/119	Ground connection, left MacPherson strut tower
16/140	SIM card reader		
16/141	Interference filter, rear window, left		
16/142	Interference filter, rear window, right		

## List of components 6:6

63/no.	Branching point	64/599	Connector
64/25G	Connector	64/600	Connector
64/30	Connector	64/660	Connector
64/31	Connector	64/661	Connector
64/34	Connector	64/662	Connector
64/40	Connector	64/663	Connector
64/41	Connector	64/707	Connector
64/43	Connector	64/708	Connector
64/45	Connector	64/816	Connector
64/47	Connector	64/817	Connector
64/48	Connector, S40/V50	64/861	Connector
64/49	Connector	64/862	Connector
64/50	Connector	64/978	Connector
64/51	Connector	64/979	Connector
64/53	Connector	64/1300	Connector
64/60	Connector	64/1400	Connector
64/70	Connector		
64/79V	Connector	F/no.	Fuse, passenger compartment
64/80	Connector	F/no.	Fuse, engine compartment
64/80A	Connector		
64/90	Connector	FH/no.	Fuse in holder
64/111	Connector		
64/112	Connector	PF/no.	Main fuse by battery
64/113	Connector		
64/114	Connector	R/no.	Relay, passenger compartment
64/120	Connector	R/no.	Relay, soldered
64/179	Connector	R/no.	Relay, engine compartment
64/233	Connector	10X/17C	Connector interface, original car
64/245	Connector	10X/18C	Connector interface, original car
64/246	Connector	16X/1A	Connector interface, original car
64/250	Connector	16X/105A	Connector interface, original car
64/322	Connector	16X/105B	Connector interface, original car
64/425	Connector	17X/19	Connector interface, original car
64/545	Connector	64X/322	Connector interface, original car
64/596	Connector		



TP 3999202 (US English). Printed in Sweden, Gothenburg 06-2006