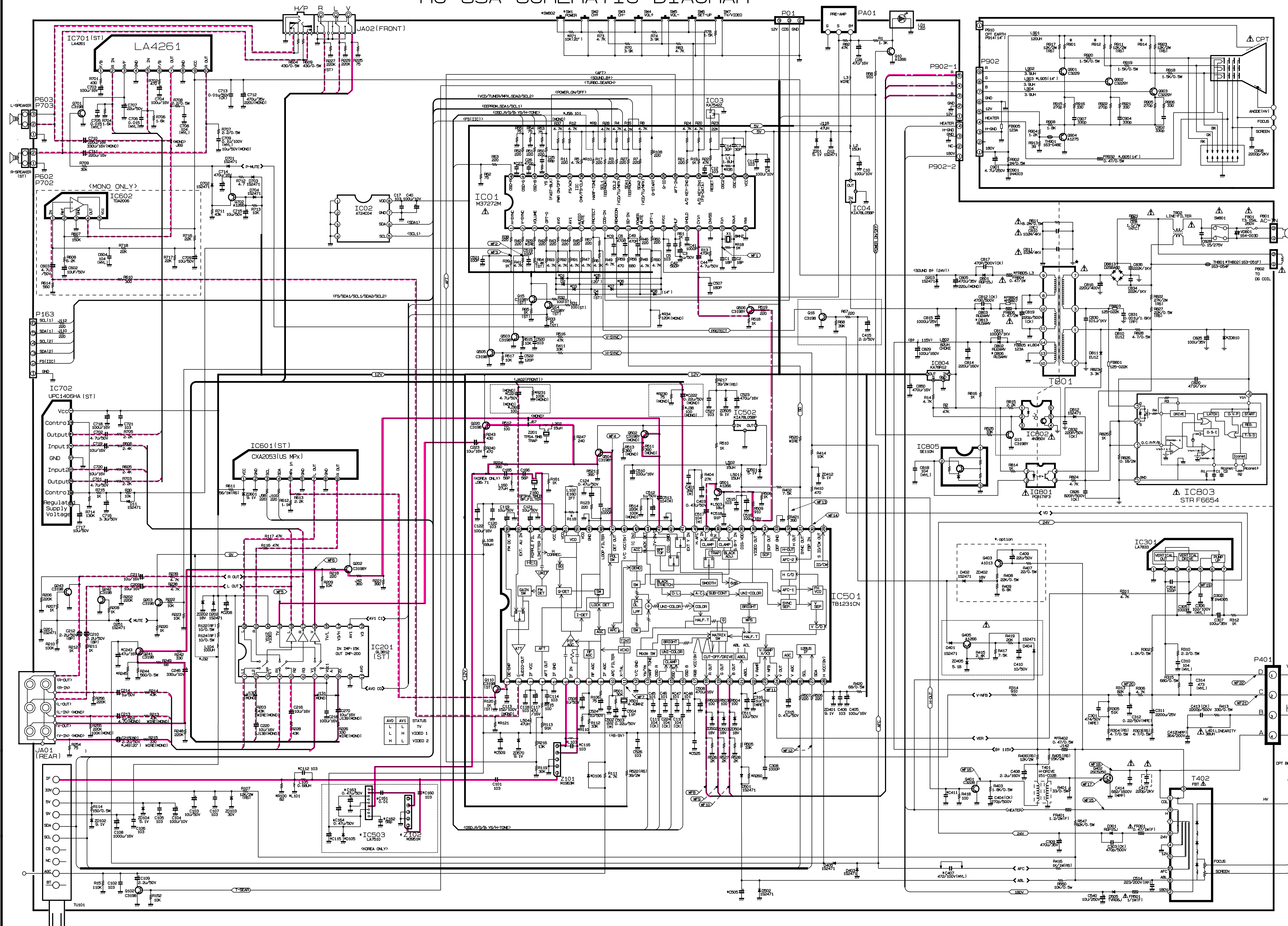
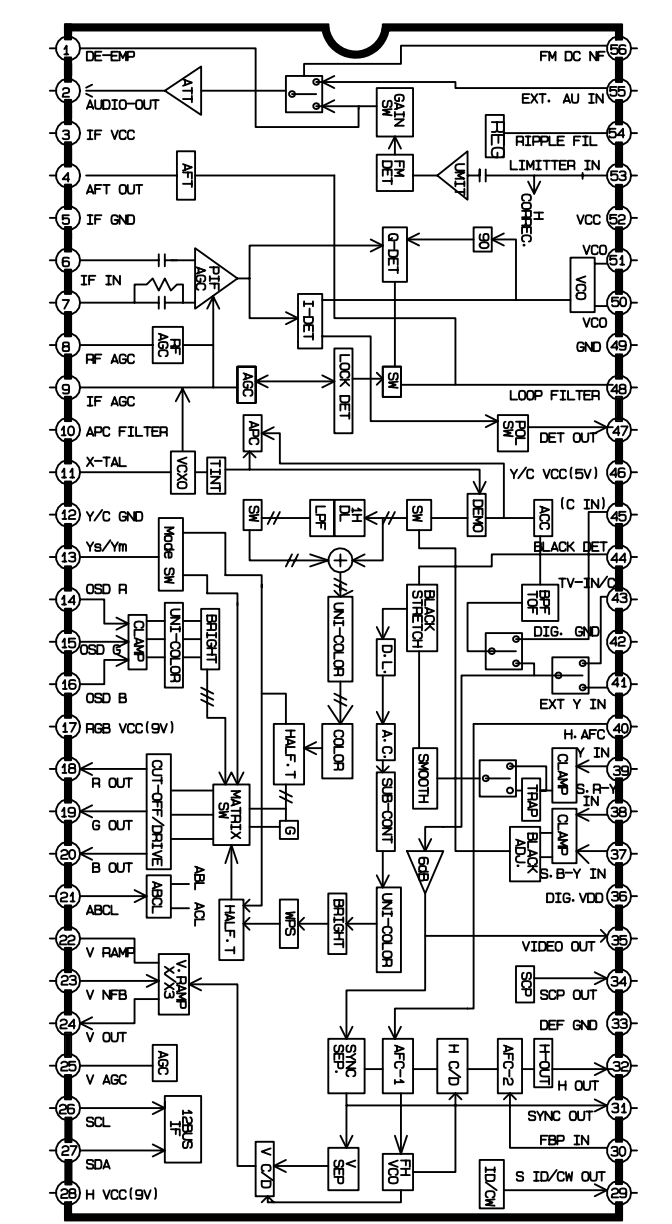


# MC-83A SCHEMATIC DIAGRAM

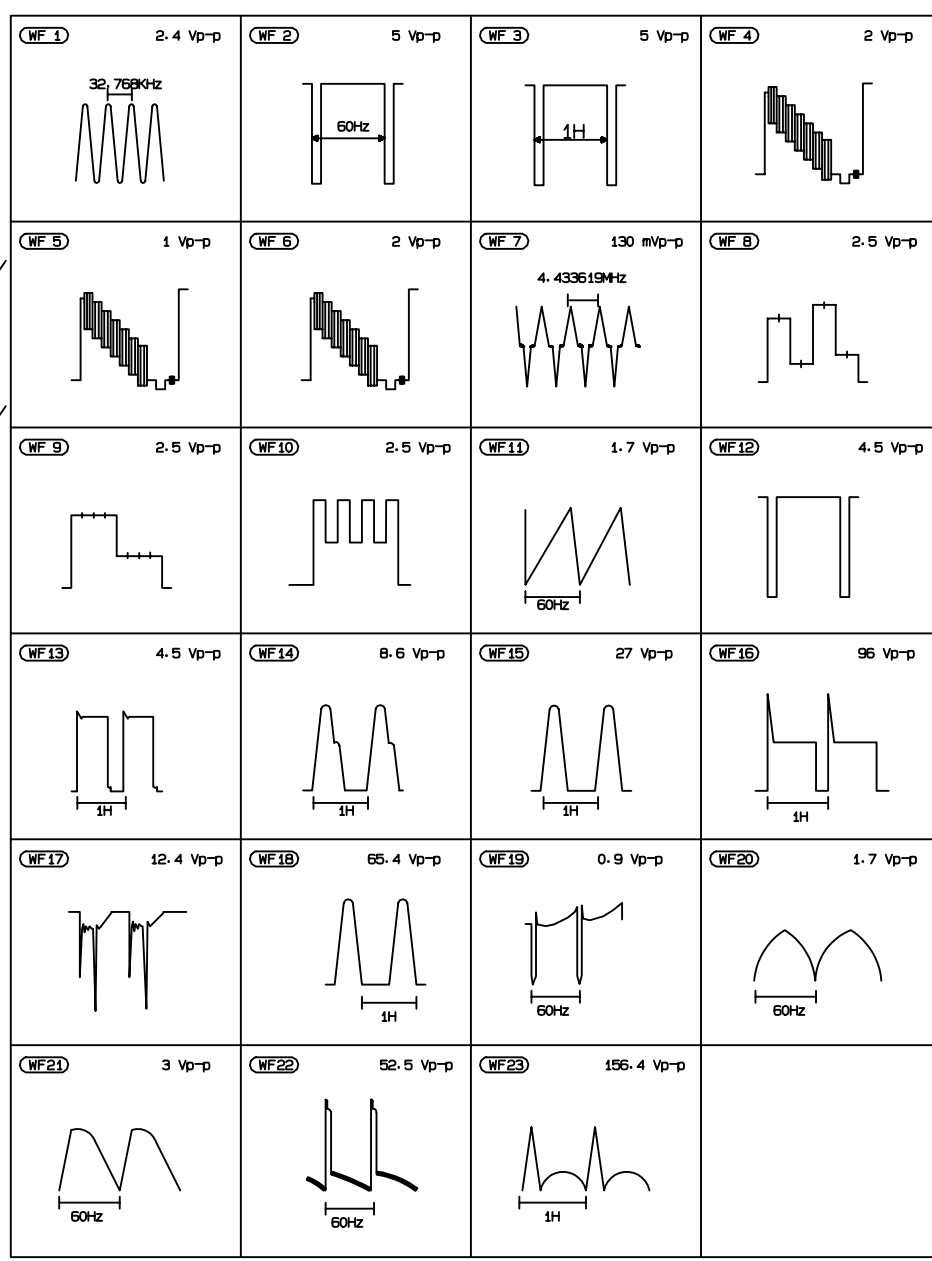


WARNING BEFORE SERVICING THIS CHASSIS READ "X-RAY RADIATION PRECAUTION" AND "SAFETY PRECAUTION" AND PRODUCT SAFETY NOTICE IN THIS MANUAL.

CAUTION : THE MARKS IN THE SCHEMATIC DIAGRAM AND THE PARTS LIST DESIGNATE COMPONENTS WHICH HAVE SPECIAL CHARACTERISTICS FOR SAFETY, AND SHOULD BE REPLACED ONLY WITH TYPES IDENTICAL TO THOSE IN THE ORIGINAL CIRCUIT. SPECIFIED IN THE PARTS LIST. BEFORE REPLACING ANY OF THESE COMPONENTS, PLEASE CAREFULLY THE PRODUCT SAFETY NOTICE IN THIS MANUAL. DO NOT DEGRADE THE SAFETY OF THE RECEIVER THROUGH IMPROPER SERVICING.



## WAVE FORM



	R34	R107	R217	R302	R303	R304	R305	R315	R405	R406	R547	R816	R906: 916- 921	R905: 915- 922	FR301	FR401	FR402	J142	FR932	J905	C301	C404	C412	C414	C417	C50B: 523	C814	C828	C902: 904: 907	D802: 803	D806: 813	ZD501	ZD505	L903	L905	IC805	T402
14"	100K	8.2K/2W	39/2W	1.2K/0.5W	4.7/0.5W	4.7/0.5W	56K	560/0.5W	20K/2W	20K/2W	130K/0.5W	1K	330	300	0.47/1W	3/2W	-	WIRE	-	WIRE	474/50V	270p/500V	364/200V	622/1600V	390p/2KV	100u/16V	100u/160V	0.1u/275V	270p	RU2AMV	-	-	-	-	3.9uH	SE110N	6174Z-8005C
20"	120K	12K/2W	39/2W	1.2K/0.5W	3.3/0.5W	4.7/0.5W	51K	680/0.5W	15K/2W	12K/2W	82K/0.5W	1K	330	270	0.47/1W	1.2/2W	-	WIRE	0.47/0.5W	-	474/50V	270p/500V	364/200V	682/1600V	220p/2KV	470u/16V	220u/160V	0.15u/275V	330p	RU2AMV	-	-	-	3.9uH	-	SE110N	6174Z-8005C
21"	120K	12K/2W	22/2W	910/0.5W	3.3/0.5W	3.3/0.5W	51K	470/0.5W	18K/2W	18K/2W	82K/0.5W	WIRE	220	270	1/1W	1.1/2W	0.47/0.5W	-	0.47/0.5W	-	334/50V	220p/500V	474/200V	732/1600V	470p/2KV	470u/16V	220u/160V	0.15u/275V	330p	-	RU3AMV	5.1V	9.1V	3.9uH	-	SE115N	6174Z-8005B

VIDEO  
AUDIO  
Y  
C